

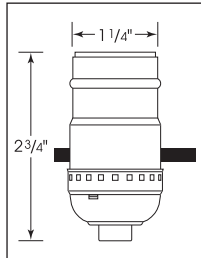
# MEDIUM BASE LAMPHOLDERS



Aluminum Screw Terminals / Push-In Terminals



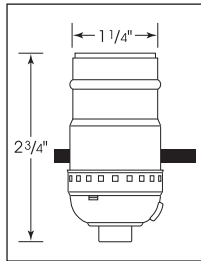
SOCKETS & LAMP HOLDERS



**80-1000**  
660W-250V

## On-Off Push Thru Socket

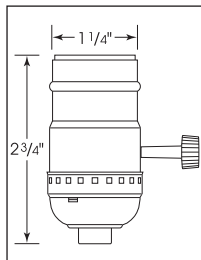
Cat. No.	Finish	Terminal	Cap	Set Screw	Uno-Thread	Master
80-1000	Brite Gilt	Screw	1/8 IPS	Less	No	500
80-1001	Nickel	Screw	1/8 IPS	Less	No	500
80-1527	Nickel	Screw	1/8 IPS	With	No	250
80-1529	Brite Gilt	Screw	1/8 IPS	With	No	250
90-1408	Brite Gilt	Screw	1/8 IPS	With	Yes	200
80-1348	Brite Gilt	Push-In	1/8 IPS	Less	No	500



**90-418**  
660W-250V

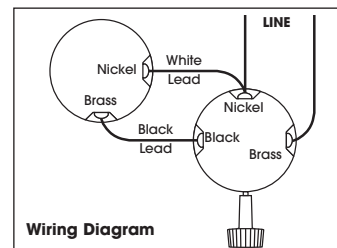
## On-Off Push Thru Socket w/Sideout Hole - For SPT-2

Cat. No.	Finish	Terminal	Cap	Set Screw	Uno-Thread	Master
90-418	Brite Gilt	Screw w/Sideout Hole	1/8 IPS	Less	No	250
80-1754	Nickel	Screw w/Sideout Hole	1/8 IPS	With	No	250



**80-1009**  
250W-250V

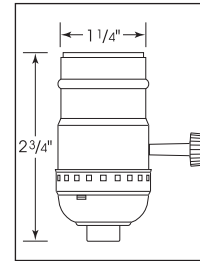
## 3 Terminal (2 Circuit) Turn Knob Socket



Cat. No.	Finish	Terminal	Cap	Set Screw	Uno-Thread	Master
80-1008	Brite Gilt	Screw	1/8 IPS	Less	No	500
80-1009	Nickel	Screw	1/8 IPS	Less	No	500
80-1501	Brite Gilt	Screw	1/4 IPS	Less	No	250

### 3 Way (2 Circuit) Turn Knob Socket w/Removable Knob

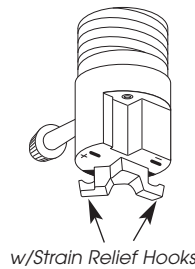
Cat. No.	Finish	Terminal	Cap	Set Screw	Uno-Thread	Master
80-1002	Brite Gilt	Screw	1/8 IPS	Less	No	500
80-1003	Nickel	Screw	1/8 IPS	Less	No	500
80-1004	Brite Gilt	Screw	1/4 IPS	Less	No	500
80-1005	Nickel	Screw	1/4 IPS	Less	No	500
80-1098	Nickel	Screw	1/8 IPS	With	No	250
80-1192	Brite Gilt	Screw	1/8 IPS	With	No	250
90-1410	Brite Gilt	Screw	1/8 IPS	With	Yes	200
80-1158	Brite Gilt	Push-In	1/8 IPS	Less	No	500
80-1453	Nickel	Push-In	1/8 IPS	Less	No	500



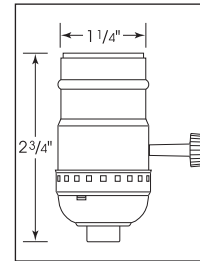
**80-1002**  
250W-250V

### 3 Way (2 Circuit) Turn Knob Socket w/Removable Knob & Strain Relief

Cat. No.	Finish	Terminal	Cap	Set Screw	Uno-Thread	Master
80-1118	Brite Gilt	Screw	1/8 IPS	Less	No	500
80-1119	Nickel	Screw	1/8 IPS	Less	No	500



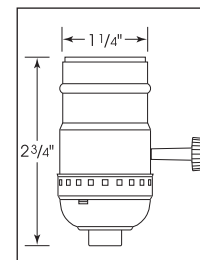
w/Strain Relief Hooks



**80-1119**  
250W-250V

### On-Off Turn Knob Socket w/Removable Knob

Cat. No.	Finish	Terminal	Cap	Set Screw	Uno-Thread	Master
80-1012	Brite Gilt	Screw	1/8 IPS	Less	No	500
80-1013	Nickel	Screw	1/8 IPS	Less	No	500
80-1101	Nickel	Screw	1/8 IPS	With	No	250
80-1193	Brite Gilt	Screw	1/8 IPS	With	No	250
90-1411	Brite Gilt	Screw	1/8 IPS	With	Yes	200
80-1159	Brite Gilt	Push-In	1/8 IPS	Less	No	500



**80-1012**  
250W-250V

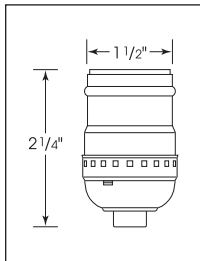
# MEDIUM BASE LAMPHOLDERS



Aluminum Screw Terminals / Push-In Terminals



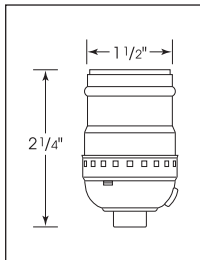
SOCKETS & LAMP HOLDERS



**80-1010**  
660W-250V

## Short Keyless Socket

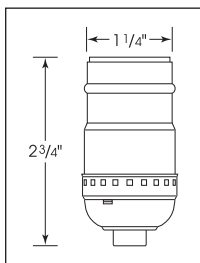
Cat. No.	Finish	Terminal	Cap	Set Screw	Uno-Thread	Master
80-1010	Brite Gilt	Screw	1/8 IPS	Less	No	500
80-1011	Nickel	Screw	1/8 IPS	Less	No	500
80-1100	Nickel	Screw	1/8 IPS	With	No	250
80-1194	Brite Gilt	Screw	1/8 IPS	With	No	250
90-1412	Brite Gilt	Screw	1/8 IPS	With	Yes	200



**80-1373**  
660W-250V

## Short Keyless Socket w/Sideout Hole

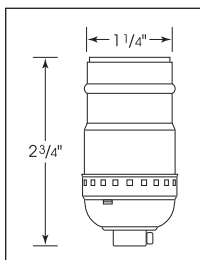
Cat. No.	Finish	Terminal	Cap	Set Screw	Uno-Thread	Master
80-1373	Nickel	Screw w/Sideout Hole	1/8 IPS	Less	No	250
80-1753	Brite Gilt	Screw w/Sideout Hole	1/8 IPS	With	No	250



**80-1669**  
660W-250V

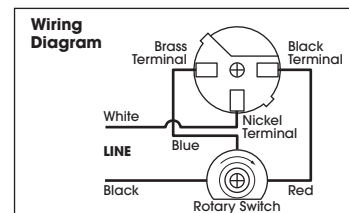
## Standard Keyless Socket

Cat. No.	Finish	Terminal	Cap	Set Screw	Uno-Thread	Master
80-1669	Brite Gilt	Screw	1/8 IPS	Less	No	250
80-1670	Nickel	Screw	1/8 IPS	Less	No	250
80-1218	Brite Gilt	Push-In	1/8 IPS	Less	No	250



**80-1021**  
660W-250V

## 3 Way (2 Circuit) Keyless Socket



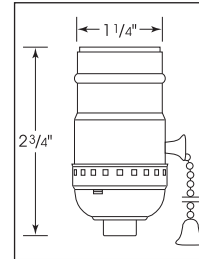
Cat. No.	Finish	Terminal	Cap	Set Screw	Uno-Thread	Master
80-1020	Brite Gilt	Screw	1/8 IPS	With	No	500
80-1021	Nickel	Screw	1/8 IPS	With	No	500



## Aluminum Screw Terminals

### On-Off Pull Chain Socket

Cat. No.	Finish	Terminal	Cap	Set Screw	Uno-Thread	Master
80-1006	Brite Gilt	Screw	1/8 IPS	Less	No	500
80-1007	Nickel	Screw	1/8 IPS	Less	No	500
80-1099	Nickel	Screw	1/8 IPS	With	No	250
80-1188	Brite Gilt	Screw	1/8 IPS	With	No	500
90-1409	Brite Gilt	Screw	1/8 IPS	With	Yes	200

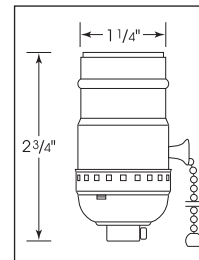


**80-1006**  
660W-250V

SOCKETS & LAMP HOLDERS

### 3 Position Pull Chain Socket Low - Medium - High - Off Dimmer For Standard A Type Household Bulb

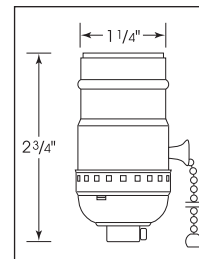
Cat. No.	Finish	Terminal	Cap	Set Screw	Uno-Thread	Master
80-1672	Brite Gilt	Screw	1/8 IPS	With	No	250
80-1673	Nickel	Screw	1/8 IPS	With	No	250



**80-1673**  
150W-120V

### 2 Position Pull Chain Socket Hi - Low - Off Dimmer For Standard A Type Household Bulb

Cat. No.	Finish	Terminal	Cap	Set Screw	Uno-Thread	Master
80-1502	Brite Gilt	Screw	1/8 IPS	With	No	250
80-1503	Nickel	Screw	1/8 IPS	With	No	250



**80-1502**  
150W-120V

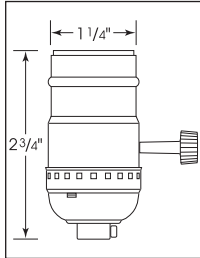
# MEDIUM BASE LAMPHOLDERS



Aluminum Screw Terminals



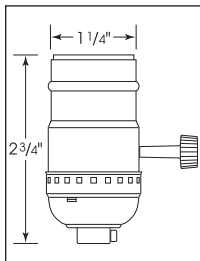
SOCKETS & LAMP HOLDERS



**80-1504**  
150W-120V

## 5 Position Turn Knob Socket For Standard Type A Household Bulb

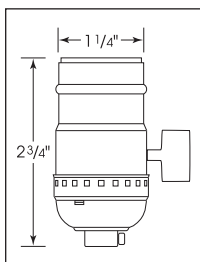
Cat. No.	Finish	Terminal	Cap	Set Screw	Uno-Thread	Master
80-1504	Brite Gilt	Screw	1/8 IPS	With	No	250
80-1505	Nickel	Screw	1/8 IPS	With	No	250



**80-1017**  
250W-250V

## Hi-Low Turn Knob Socket For Standard A Type Household Bulb

Cat. No.	Finish	Terminal	Cap	Set Screw	Uno-Thread	Master
80-1016	Brite Gilt	Screw	1/8 IPS	With	No	100
80-1017	Nickel	Screw	1/8 IPS	With	No	100



**80-1671**  
250W-250V

## On-Off Large Key Socket w/Non Removable Knob

Cat. No.	Finish	Terminal	Cap	Set Screw	Uno-Thread	Master
80-1671	Brite Gilt	Screw	1/8 IPS	With	No	250

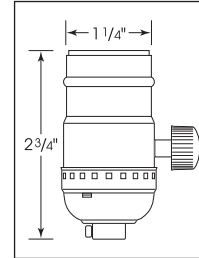


## Aluminum Screw Terminals

SOCKETS & LAMP HOLDERS

### 150W Full Range Turn Knob Dimmer Socket

Cat. No.	Finish	Terminal	Cap	Set Screw	Uno-Thread	Master
80-1014	Brite Gilt	Screw	1/8 IPS	With	No	100
80-1015	Nickel	Screw	1/8 IPS	With	No	100



**80-1014**  
150W-120V



Optional Phenolic Knobs

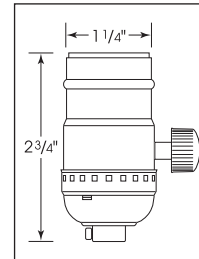


**80-1757** Brass Plated

**80-1758** Nickel Plated

### 200W Full Range Matching Turn Knob Dimmer Socket w/Matching Finish Removable Knob

Cat. No.	Finish	Terminal	Cap	Set Screw	Uno-Thread	Master
80-1547	Brite Gilt	Screw	1/8 IPS	With	No	100
80-1548	Nickel	Screw	1/8 IPS	With	No	100



**80-1548**  
200W-120V

### Special Finishes Available - Call For Information



**Satin Brass**



**Dark Antique**

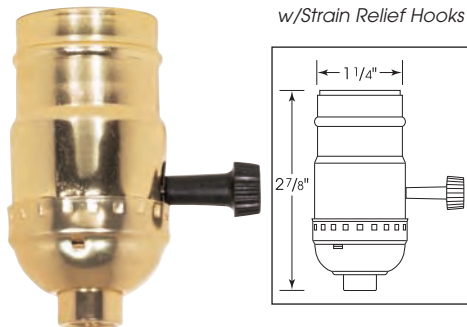
# MEDIUM BASE LAMPHOLDERS



Aluminum Push-In Terminals / Strain Relief Hooks



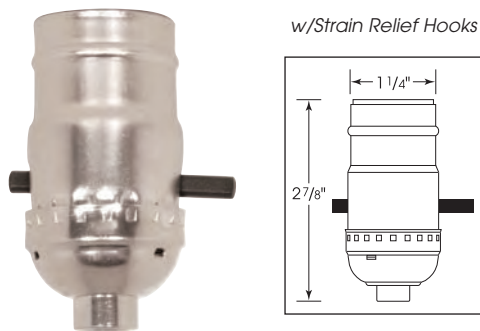
SOCKETS & LAMP HOLDERS



**80-1558**  
250W-250V

## On-Off Turn Knob Socket

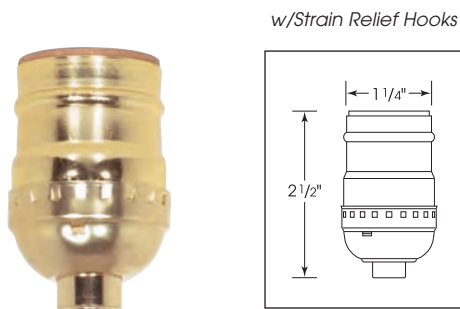
Cat. No.	Finish	Terminal	Cap	Set Screw	Uno-Thread	Master
80-1558	Brite Gilt	Push-In	1/8 IPS	Less	No	250
80-1559	Nickel	Push-In	1/8 IPS	Less	No	250



**80-1566**  
660W-250V

## On-Off Push Thru Socket

Cat. No.	Finish	Terminal	Cap	Set Screw	Uno-Thread	Master
80-1565	Brite Gilt	Push-In	1/8 IPS	Less	No	250
80-1566	Nickel	Push-In	1/8 IPS	Less	No	250



**80-1562**  
660W-250V

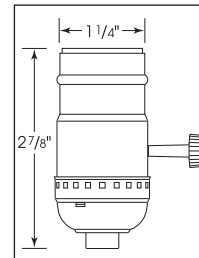
## Short Keyless Socket

Cat. No.	Finish	Terminal	Cap	Set Screw	Uno-Thread	Master
80-1562	Brite Gilt	Push-In	1/8 IPS	Less	No	250
80-1563	Nickel	Push-In	1/8 IPS	Less	No	250

### 3 Way Turn Knob Socket

Cat. No.	Finish	Terminal	Cap	Set Screw	Uno-Thread	Master
80-1560	Brite Gilt	Push-In	1/8 IPS	Less	No	250
80-1561	Nickel	Push-In	1/8 IPS	Less	No	250

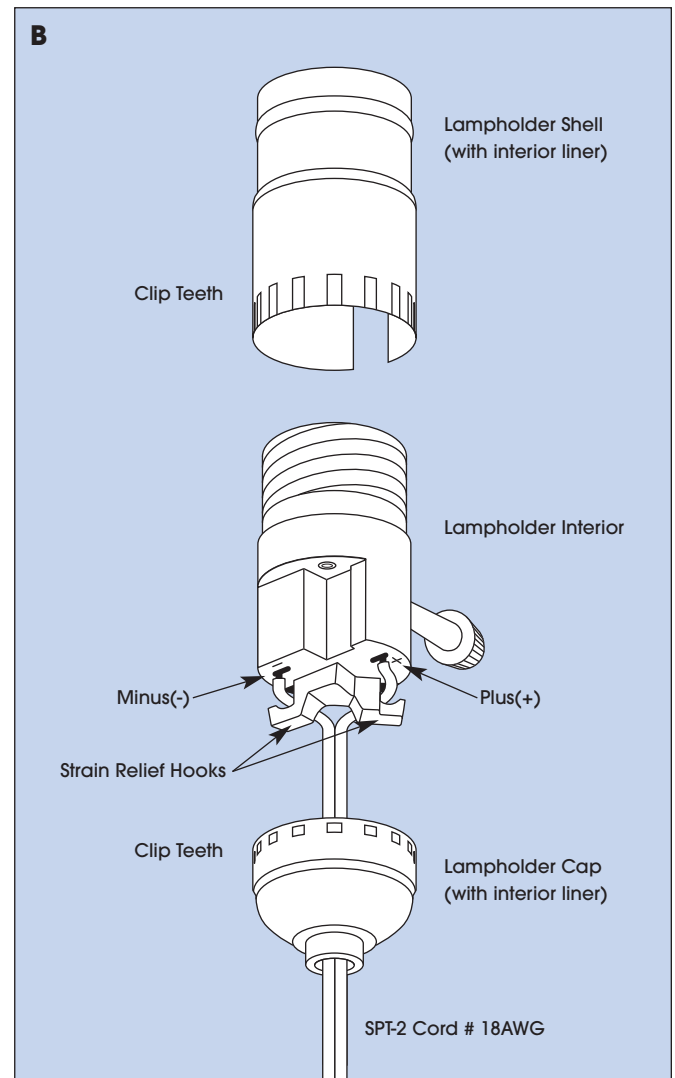
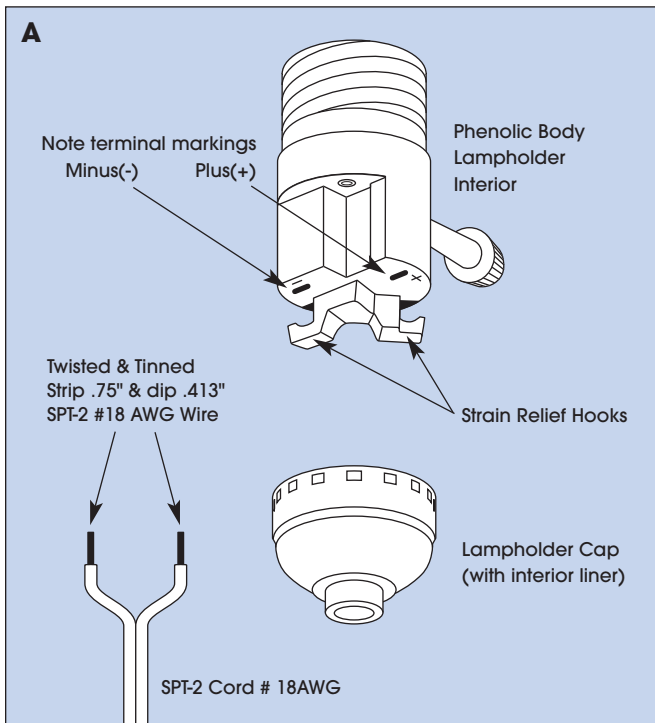
w/Strain Relief Hooks



**80-1560**  
250W-250V

#### "Push-In" Strain Relief Lampholder Wiring Instructions:

- Strip SPT-2 #18AWG wire 0.75" & tin the ends 0.413" in length.
- The socket terminals are marked with minus (-) & plus (+). Push the tinned end by hand into the correct terminal.
  - Neutral - (ribbed wire) into the minus (-).
  - Positive - (smooth wire) into the plus (+).
- Loop wires under the strain relief hooks.
- If you make a mistake - insert a wire removing pin into the terminal and push down to release the wire.





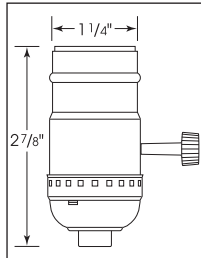
# MEDIUM BASE LAMPHOLDERS



## Aluminum Quick Slide Terminals



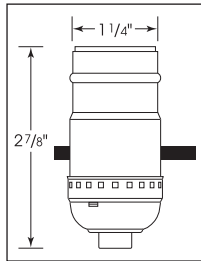
SOCKETS & LAMP HOLDERS



**80-1543**  
250W-250V

### On-Off Turn Knob Socket

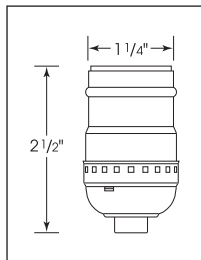
Cat. No.	Finish	Terminal	Cap	Set Screw	Uno-Thread	Master
80-1543	Brite Gilt	Slide-In	1/8 IPS	Less	No	250
80-1544	Nickel	Slide-In	1/8 IPS	Less	No	250



**80-1667**  
250W-250V

### On-Off Push Thru Socket

Cat. No.	Finish	Terminal	Cap	Set Screw	Uno-Thread	Master
80-1666	Brite Gilt	Slide-In	1/8 IPS	Less	No	250
80-1667	Nickel	Slide-In	1/8 IPS	Less	No	250



**80-1545**  
250W-250V

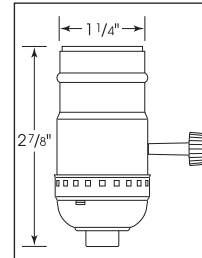
### Short Keyless Socket

Cat. No.	Finish	Terminal	Cap	Set Screw	Uno-Thread	Master
80-1545	Brite Gilt	Slide-In	1/8 IPS	Less	No	250
80-1546	Nickel	Slide-In	1/8 IPS	Less	No	250



### 3 Way Turn Knob Socket

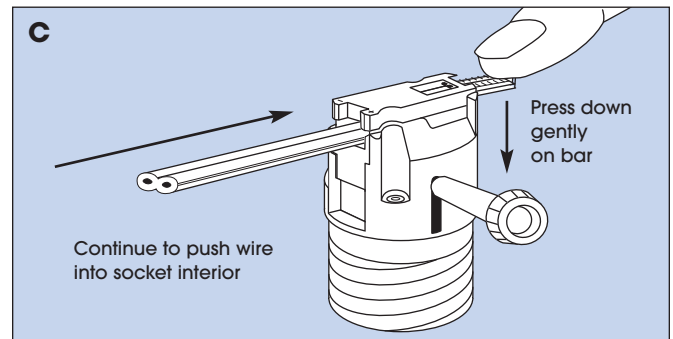
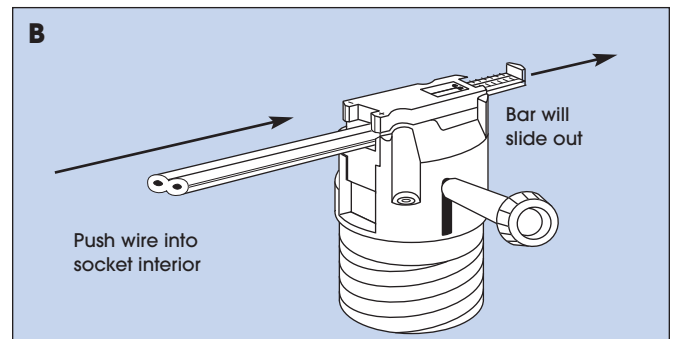
Cat. No.	Finish	Terminal	Cap	Set Screw	Uno-Thread	Master
80-1533	Brite Gilt	Slide-In	1/8 IPS	Less	No	250
80-1542	Nickel	Slide-In	1/8 IPS	Less	No	250



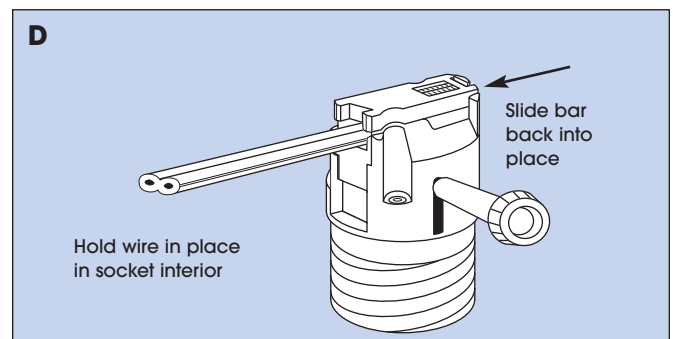
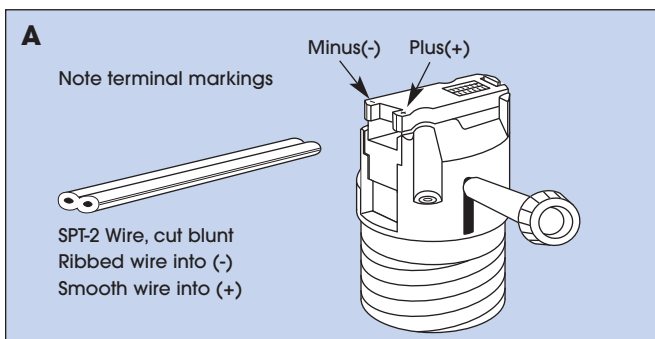
**80-1533**  
250W-250V

#### "Quick Slide" Wiring Instructions:

1. Use SPT-2 wire.
2. The wire must be "Cut Blunt" on the end. **(A)**
3. The socket terminals are marked with minus(-) & plus(+).  
a) Neutral, (ribbed wire) into the minus(-) side.  
b) Positive, (smooth wire) into the plus(+) side.
4. Push the blunt wire by hand straight into the socket interior all the way to the end. **(B)**  
When you push the wire into the connector, the slide bar will slide out automatically, (you may have to push down gently on the slide bar to have the wire go in correctly). **(C)**
5. Before closing push down on the wire to make good contact with the pins.
6. Slide the bar all the way back into place. **(D)**
7. No UL knot required.



**PLEASE NOTE:** Only use SPT-2 wire - the wire must be cut blunt.



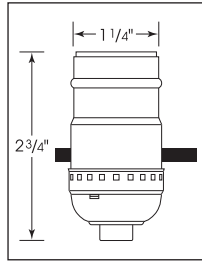
# MEDIUM BASE LAMPHOLDERS



3 Piece Stamped Solid Brass *Screw / Push-In Terminals*



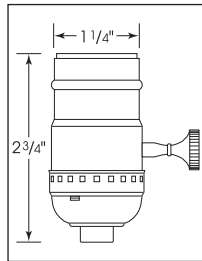
SOCKETS & LAMP HOLDERS



**80-1022**  
660W-250V

## On-Off Push Thru Socket

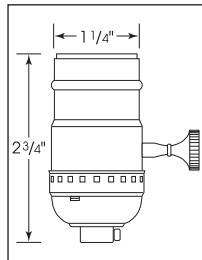
Cat. No.	Finish	Terminal	Cap	Set Screw	Uno-Thread	Master
80-1022	Polished Brass	Screw	1/8 IPS	Less	No	100
80-1023	Polished Nickel	Screw	1/8 IPS	Less	No	100
80-1032	Polished Brass	Screw	1/8 IPS	With	Yes	100
80-1033	Polished Nickel	Screw	1/8 IPS	With	Yes	100
90-870	Polished Brass	Screw	1/8 IPS	With	No	250/10



**80-1031**  
250W-250V

## On-Off Turn Knob Socket w/Removable Knob

Cat. No.	Finish	Terminal	Cap	Set Screw	Uno-Thread	Master
80-1030	Polished Brass	Screw	1/8 IPS	Less	No	100
80-1031	Polished Nickel	Screw	1/8 IPS	Less	No	100
80-1040	Polished Brass	Screw	1/8 IPS	With	Yes	100
80-1041	Polished Nickel	Screw	1/8 IPS	With	Yes	100
80-1179	Polished Brass	Screw	1/8 IPS	With	No	100
80-1180	Polished Nickel	Screw	1/8 IPS	With	No	100
80-1349	Polished Nickel	Push-In	1/8 IPS	Less	No	100
80-1772	Satin Brass	Screw	1/8 IPS	With	No	100



**80-1428**  
250W-250V

## 3 Terminal (2 Circuit) Turn Knob Socket w/Removable Knob

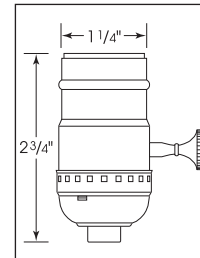
Cat. No.	Finish	Terminal	Cap	Set Screw	Uno-Thread	Master
80-1428	Polished Brass	Screw	1/8 IPS	With	No	100
80-1429	Polished Nickel	Screw	1/8 IPS	With	No	100



## 3 Piece Stamped Solid Brass *Screw Terminals*

### 3 Way (2 Circuit) Turn Knob Socket w/Removable Knob

Cat. No.	Finish	Terminal	Cap	Set Screw	Uno-Thread	Master
80-1024	Polished Brass	Screw	1/8 IPS	Less	No	100
80-1025	Polished Nickel	Screw	1/8 IPS	Less	No	100
80-1034	Polished Brass	Screw	1/8 IPS	With	Yes	100
80-1035	Polished Nickel	Screw	1/8 IPS	With	Yes	100
80-1190	Polished Brass	Screw	1/8 IPS	With	No	100
80-1191	Polished Nickel	Screw	1/8 IPS	With	No	100
80-1737	Satin Brass	Screw	1/8 IPS	With	No	100
80-1738	Dark Antique	Screw	1/8 IPS	With	No	100

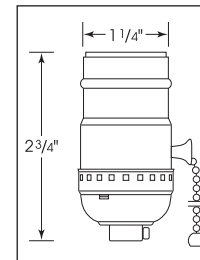


**80-1024**  
250W-250V

SOCKETS & LAMP HOLDERS

### On-Off Pull Chain Socket

Cat. No.	Finish	Terminal	Cap	Set Screw	Uno-Thread	Master
80-1026	Polished Brass	Screw	1/8 IPS	Less	No	100
80-1027	Polished Nickel	Screw	1/8 IPS	Less	No	100
80-1036	Polished Brass	Screw	1/8 IPS	With	Yes	100
80-1037	Polished Nickel	Screw	1/8 IPS	With	Yes	100
90-869	Polished Brass	Screw	1/8 IPS	With	No	250/10
80-1739	Satin Brass	Screw	1/8 IPS	With	No	100
80-1740	Dark Antique	Screw	1/8 IPS	With	No	100



**80-1037**  
660W-250V

### Special Finishes Available - Call For Information



**Satin Brass**



**Dark Antique**

# MEDIUM BASE LAMPHOLDERS



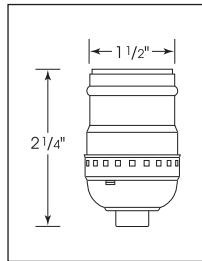
## 3 Piece Stamped Solid Brass *Screw Terminals*



SOCKETS & LAMP HOLDERS



**80-1028**  
660W-250V

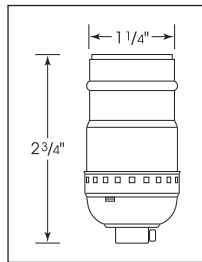


### Short Keyless Socket

Cat. No.	Finish	Terminal	Cap	Set Screw	Uno-Thread	Master
80-1028	Polished Brass	Screw	1/8 IPS	Less	No	100
80-1029	Polished Nickel	Screw	1/8 IPS	Less	No	100
80-1038	Polished Brass	Screw	1/8 IPS	With	Yes	100
80-1039	Polished Nickel	Screw	1/8 IPS	With	Yes	100
80-1177	Polished Brass	Screw	1/8 IPS	With	No	100
80-1178	Polished Nickel	Screw	1/8 IPS	With	No	100



**80-1447**  
660W-250V

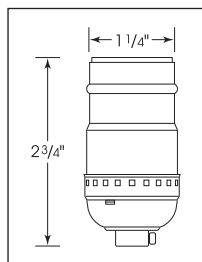


### Standard Keyless Socket

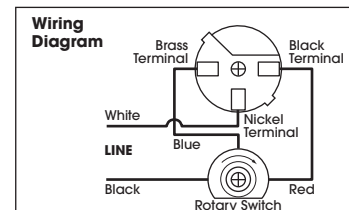
Cat. No.	Finish	Terminal	Cap	Set Screw	Uno-Thread	Master
80-1446	Polished Brass	Screw	1/8 IPS	With	Yes	250
80-1447	Polished Nickel	Screw	1/8 IPS	With	Yes	250



**80-1175**  
660W-250V



### 3 Way (2 Circuit) Keyless Socket

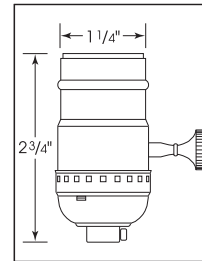


Cat. No.	Finish	Terminal	Cap	Set Screw	Uno-Thread	Master
80-1175	Polished Brass	Screw	1/8 IPS	With	No	100
80-1176	Polished Nickel	Screw	1/8 IPS	With	No	100



### Hi-Low Turn Knob Socket For Standard A Type Household Bulb

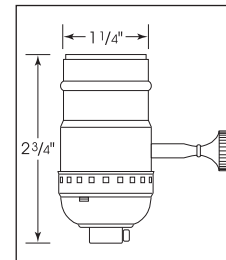
Cat. No.	Finish	Terminal	Cap	Set Screw	Uno-Thread	Master
80-1462	Polished Brass	Screw	1/8 IPS	With	No	100
80-1463	Polished Nickel	Screw	1/8 IPS	With	No	100



**80-1462**  
250W-250V

### 150W Full Range Turn Knob Dimmer Socket

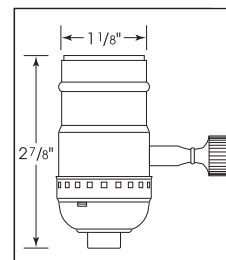
Cat. No.	Finish	Terminal	Cap	Set Screw	Uno-Thread	Master
80-1042	Polished Brass	Screw	1/8 IPS	With	No	100
80-1043	Polished Nickel	Screw	1/8 IPS	With	No	100
80-1044	Polished Brass	Screw	1/8 IPS	With	Yes	100
80-1045	Polished Nickel	Screw	1/8 IPS	With	Yes	100



**80-1045**  
150W-125V

### 200W Full Range Turn Knob Dimmer Socket

Cat. No.	Finish	Terminal	Cap	Set Screw	Uno-Thread	Master
80-1695	Polished Brass	Screw	1/8 IPS	With	No	100
80-1696	Polished Nickel	Screw	1/8 IPS	With	No	100



**80-1695**  
250W-120V

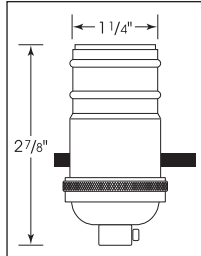
# MEDIUM BASE LAMPHOLDERS



## 4 Piece Stamped Solid Brass *Screw Terminals*



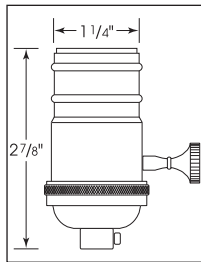
SOCKETS & LAMP HOLDERS



**80-1432**  
660W-250V

### On-Off Push Thru Socket

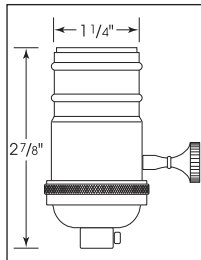
Cat. No.	Finish	Terminal	Cap	Set Screw	Uno-Thread	Master
80-1432	Polished Brass	Screw	1/8 IPS	With	No	100
80-1433	Polished Nickel	Screw	1/8 IPS	With	No	100



**80-1059**  
250W-250V

### On-Off Turn Knob Socket w/Matching Finish Removable Knob

Cat. No.	Finish	Terminal	Cap	Set Screw	Uno-Thread	Master
80-1058	Polished Brass	Screw	1/8 IPS	With	No	100
80-1059	Polished Nickel	Screw	1/8 IPS	With	No	100
80-1060	Polished Brass	Screw	1/8 IPS	With	Yes	100
80-1061	Polished Nickel	Screw	1/8 IPS	With	Yes	100
80-1062	Polished Brass	Screw	1/4 IPS	With	No	100
80-1063	Polished Nickel	Screw	1/4 IPS	With	No	100
80-1321	Unfinished	Screw	1/8 IPS	With	No	100



**80-1430**  
250W-250V

### 3 Terminal (2 Circuit) Turn Knob Socket w/Matching Finish Removable Knob

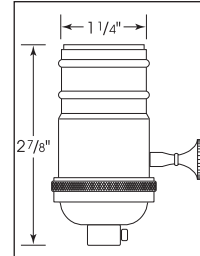
Cat. No.	Finish	Terminal	Cap	Set Screw	Uno-Thread	Master
80-1430	Polished Brass	Screw	1/8 IPS	With	No	100
80-1431	Polished Nickel	Screw	1/8 IPS	With	No	100



## 4 Piece Stamped Solid Brass Screw Terminals

### 3 Way (2 Circuit) Turn Knob Socket w/Matching Finish Removable Knob

Cat. No.	Finish	Terminal	Cap	Set Screw	Uno-Thread	Master
80-1046	Polished Brass	Screw	1/8 IPS	With	No	100
80-1047	Polished Nickel	Screw	1/8 IPS	With	No	100
80-1048	Polished Brass	Screw	1/8 IPS	With	Yes	100
80-1049	Polished Nickel	Screw	1/8 IPS	With	Yes	100
80-1050	Polished Brass	Screw	1/4 IPS	With	No	100
80-1051	Polished Nickel	Screw	1/4 IPS	With	No	100
80-1319	Unfinished	Screw	1/8 IPS	With	No	100

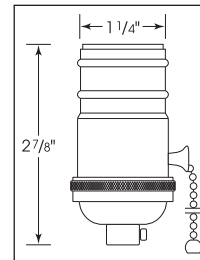


**80-1046**  
250W-250V

SOCKETS & LAMP HOLDERS

### On-Off Pull Chain Socket

Cat. No.	Finish	Terminal	Cap	Set Screw	Uno-Thread	Master
80-1052	Polished Brass	Screw	1/8 IPS	With	No	100
80-1053	Polished Nickel	Screw	1/8 IPS	With	No	100
80-1291	Polished Brass	Screw	1/8 IPS	With	Yes	100
80-1292	Polished Nickel	Screw	1/8 IPS	With	Yes	100



**80-1053**  
660W-250V

### Special Finishes Available - Call For Information



**Satin Brass**



**Dark Antique**



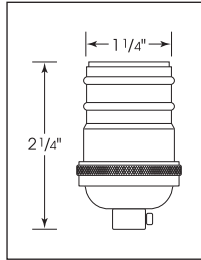
# MEDIUM BASE LAMPHOLDERS



## 4 Piece Stamped Solid Brass Screw Terminals



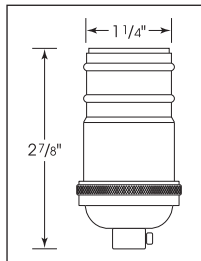
SOCKETS & LAMP HOLDERS



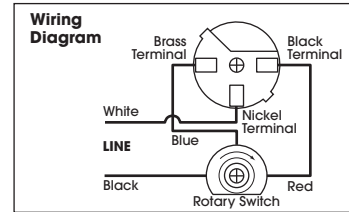
**80-1054**  
660W-250V

### Short Keyless Socket

Cat. No.	Finish	Terminal	Cap	Set Screw	Uno-Thread	Master
80-1054	Polished Brass	Screw	1/8 IPS	With	No	100
80-1055	Polished Nickel	Screw	1/8 IPS	With	No	100
80-1056	Polished Brass	Screw	1/8 IPS	With	Yes	100
80-1057	Polished Nickel	Screw	1/8 IPS	With	Yes	100
80-1434	Unfinished	Screw	1/8 IPS	With	No	100



**80-1196**  
660W-250V



### 3 Way (2 Circuit) Keyless Socket

Cat. No.	Finish	Terminal	Cap	Set Screw	Uno-Thread	Master
80-1195	Polished Brass	Screw	1/8 IPS	With	Yes	100
80-1196	Polished Nickel	Screw	1/8 IPS	With	Yes	100

### Stamped Solid Brass Rings



**80-1450**  
Polished Brass Uno Ring



**80-1451**  
Polished Nickel Uno Ring

### 1/4 IP Stamped Solid Brass Caps



**80-1749**  
1/4 IP Polished Brass with Set Screw

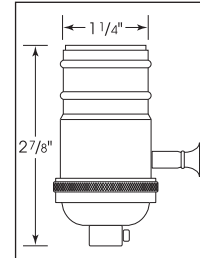


**80-1750**  
1/4 IP Polished Nickel with Set Screw



### 150W Full Range Turn Knob Dimmer Socket

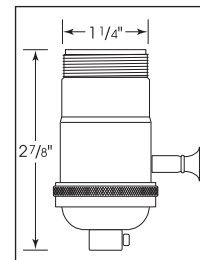
Cat. No.	Finish	Terminal	Cap	Set Screw	Uno-Thread	Master
80-1064	Polished Brass	Screw	1/8 IPS	With	No	100
80-1065	Polished Nickel	Screw	1/8 IPS	With	No	100
80-1320	Unfinished	Screw	1/8 IPS	With	No	100
80-1795	Polished Brass	Screw	1/4IPS	With	No	100



**80-1064**  
150W-125V

### 150W Full Range Turn Knob Dimmer Socket w/Uno Thread

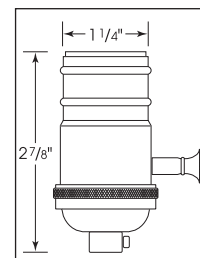
Cat. No.	Finish	Terminal	Cap	Set Screw	Uno-Thread	Master
80-1066	Polished Brass	Screw	1/8 IPS	With	Yes	100
80-1067	Polished Nickel	Screw	1/8 IPS	With	Yes	100



**80-1067**  
150W-125V

### 200W Full Range Turn Knob Dimmer Socket

Cat. No.	Finish	Terminal	Cap	Set Screw	Uno-Thread	Master
80-1703	Polished Brass	Screw	1/8 IPS	With	No	100
80-1704	Polished Nickel	Screw	1/8 IPS	With	No	100



**80-1703**  
200W-125V

## Interior Mechanisms • Accessories

### Interior Mechanisms w/Screw Terminals



**90-1138**  
Push Thru  
660W-250V



**90-1140**  
3-Way Turn Knob  
250W-250V



**90-1141**  
On-Off Turn Knob  
250W-250V



**90-1143**  
3 Terminal (2 Circuit) Turn Knob  
250W-250V



**90-1139** Brass Chain  
**80-1705** Nickel Chain  
Pull Chain 660W-250V




**90-1142**  
Short Keyless  
660W-250V



**80-1475**  
3-Way Keyless  
660W-250V



**80-1476**  
Hi-Low Turn Knob  
250W-250V



**80-1477**  
150W Full Range Dimmer w/Ivory Knob  
& Paper Liner 150W-125V

#### Socket Key



**90-020** Brass Finish  
4/36

#### Mandrel Thread – 4/36 Base Socket Key Extenders



**90-1657** 1/2"    **90-182** 1"  
**90-1658** 5/8"    **90-183** 1 1/4"  
**90-181** 3/4"

#### Socket Knob



**90-021** Brown  
4/36

Metal Shells • Caps • Knobs Aluminum / Solid Brass

## Aluminum Shells & Caps w/Paper Liners



**90-1144** Bright Gilt  
**80-1439** Nickel  
Push Thru



**90-1145** Bright Gilt  
**80-1440** Nickel  
Pull Chain / Turn Knob



**90-1146** Bright Gilt  
**80-1441** Nickel  
Short Keyless



**80-1701** Bright Gilt  
**80-1702** Nickel  
1/8 IP Sideout w/Set Screw



**80-1419** Bright Gilt  
**80-1435** Nickel  
1/8 IP Sideout Hole  
Less Set Screw



**90-1147** Bright Gilt  
**80-1215** Nickel  
1/8 IP Less Set Screw



**80-1242** Bright Gilt  
**80-1217** Nickel  
1/8 IP With Set Screw



**80-1210** Bright Gilt  
**80-1437** Nickel  
1/4 IP Less Set Screw



**80-1436** Bright Gilt  
**80-1211** Nickel  
1/4 IP With Set Screw

## Solid Brass Shells & Caps w/Paper Liners



**80-1467** Polished Brass  
**80-1468** Polished Nickel  
Push Thru



**80-1442** Polished Brass  
**80-1351** Polished Nickel  
Pull Chain / Turn Knob



**80-1471** Polished Brass  
**80-1472** Polished Nickel  
Short Keyless



**80-1438** Polished Brass  
**80-1350** Polished Nickel  
1/8 IP Less Set Screw



**80-1287** Polished Brass  
**80-1288** Polished Nickel  
1/8 IP With Set Screw



**80-1483** Polished Brass  
**80-1692** Polished Nickel  
1/4 IP Less Set Screw



**80-1289** Polished Brass  
**80-1290** Polished Nickel  
1/4 IP With Set Screw

**90-1777**  
Paper Liner for  
Turn Knob &  
Pull Chain Sockets



## Solid Brass Knobs




**80-1353** Polished Brass



**80-1352** Polished Nickel

## Stamped Brass Cluster Bodies • Steel "S" Clusters

### Solid Brass Cluster Body



- 80-1523** Polished Brass
  - 80-1524** Polished Chrome
  - 80-1532** Antique Brass
- 1/8 IP Nipple & Locknut Top  
1/4IP Bottom 250W-250V

### 3 Light Candelabra Cluster Solid Brass – Unfinished




- 80-1797** 3 Light Candelabra Cluster
- 1/8 x 1/8 w/ 8 Ft. SPT-2 Gold Wire

### Steel "S" Cluster Pull Chain



- 80-1525** 1/8 IP Top, 1/8 IP Bottom
  - 80-1598** 1/8 IP Top, 1/4 IP Bottom
- Twin Antique Brass  
Pull Chain & End Ball  
14" 18/2 SPT-2 105° Clear Gold Wire  
& 18AWM 105° Internal Wire, 7" Centers, 660W-250V

### Steel "S" Clusters – No Wiring



- 80-1161** Unfinished
- 80-1162** Bright Gilt
- 80-1636** Nickel

No Wire, 7" Centers  
1/8 IP Top and 1/4 IP Bottom

### Steel Candelabra "S" Cluster



- 80-1706** Nickel
- 80-1707** Bright Gilt
- 80-1709** Antique Brass

Inside Wiring Only, 6" Centers 1/8 IP Top and Bottom

### 2 Light Pull Chain Cluster w/Solid Brass Socket

- 80-1763** Polished Brass  
84" SPT-1 Clear Gold Wire  
Metal Housing & Pipe
- 80-1764** Antique Brass  
84" SPT-1 Brown Wire  
Metal Housing & Pipe



## Steel "S" Clusters

### Steel "S" Clusters



**80-1189** Brite Gilt  
Twin Keyless  
with 14" 18/2 SPT-2 105°C  
Clear Gold Wire  
Internal Wire-18 AWM 105°C  
7" Centers 1/8 IP Top and  
1/8 IP Bottom 660W-250V



**80-1268** Brite Gilt  
Twin Pull Chain  
Brite Gilt Chain and End Ball  
with 14" 18/2 SPT-2 105°C Clear Gold Wire  
Internal Wire-18 AWM 105°C  
7" Centers 1/8 IP Top and  
1/8 IP Bottom 660W-250V



**80-1272** Nickel  
Twin Keyless  
with 14" 18/2 SPT-2 105°C  
Clear Silver Wire  
Internal Wire-18 AWM 105°C  
7" Centers 1/8 IP Top and  
1/8 IP Bottom 660W-250V



**80-1270** Nickel  
Twin Pull Chain  
Nickel Chain and End Ball  
with 14" 18/2 SPT-2 105°C Clear Silver Wire  
Internal Wire-18 AWM 105°C  
7" Centers 1/8 IP Top and  
1/8 IP Bottom 660W-250V



**80-1271** Satin Nickel  
Twin Keyless  
with 14" 18/2 SPT-2 105°C  
Clear Silver Wire  
Internal Wire-18 AWM 105°C  
7" Centers 1/8 IP Top and  
1/8 IP Bottom 660W-250V



**80-1269** Satin Nickel  
Twin Pull Chain  
Satin Nickel Chain and  
End Ball with 14" 18/2 SPT-2 105°C  
Clear Silver Wire  
7" Centers 1/8 IP Top and  
1/8 IP Bottom 660W-250V

# MEDIUM BASE SOCKETS



Phenolic • Smooth 1/8 IP Cap

SOCKETS & LAMP HOLDERS



**80-1110**  
Push-Thru  
with Metal Bushing  
660W-250V



**80-1108** Brass On-Off Pull Chain  
**80-1637** Nickel On-Off Pull Chain  
with Metal Bushing  
660W-250V



**80-1109**  
3-Way Turn Knob  
with Metal Bushing  
250W-250V



**80-1112**  
On-Off Turn Knob  
with Metal Bushing  
250W-250V



**80-1111**  
Short Keyless  
w/Plastic Bushing  
660W-250V



**80-1638** Brass 3-Way Pull Chain  
**80-1639** Nickel 3-Way Pull Chain  
with Metal Bushing  
250W-250V



**80-1266**  
3 Terminal 2 Circuit  
Turn Knob w/ Metal Bushing  
250W-250V



**80-1641**  
1/8 IP CAP ONLY  
with Metal Bushing  
for Turn Knob &  
Pull Chain Sockets



**80-1267**  
1/4 IP CAP ONLY  
with Metal Bushing  
for Turn Knob &  
Pull Chain Sockets



**80-1265**  
3-Way Turn Knob  
with Metal Bushing  
250W-250V



**80-1070**  
On-Off Turn Knob  
with Metal Bushing  
250W-250V



**80-1069**  
3 Terminal 2 Circuit  
Turn Knob with Metal Bushing  
250W-250V



**80-1072**  
Short Keyless  
with Plastic Bushing  
660W-250V



**80-1071**  
Push-Thru  
with Metal Bushing  
660W-250V



**80-1068** Brass On-Off Metal Pull Chain  
**80-1640** Nickel On-Off Metal Pull Chain  
with Metal Bushing  
660W-250V



**80-1759**  
3 Terminal 2 Circuit Keyless w/Set Screw  
with Plastic Bushing  
660W-250V



**80-1389**  
Uno Ring



# MEDIUM BASE SOCKETS



Phenolic • 1/2 Uno Ring & Thread 1/8 IP Metal Bushing Cap

SOCKETS & LAMP HOLDERS



**80-1104**  
3-Way Turn Knob  
1/8 IP Cap  
w/Metal Bushing  
250W-250V



**80-1105**  
Brass On-Off Pull Chain  
1/8 IP Cap  
w/Metal Bushing  
660W-250V




**80-1106**  
Push-Thru  
1/8 IP Cap w/Metal Bushing  
660W-250V



**80-1107**  
3 Terminal - 2 Circuit Turn Knob  
1/8 IP Cap w/Metal Bushing  
250W-250V



**80-1389**  
Uno Ring



**90-1153**  
2"  
Three Way Turn Knob  
Screw Terminals  
1/8 IP Inside Extrusion  
with Paper Liner  
250W-250V



**90-1152**  
2"  
On-Off Turn Knob  
Screw Terminals  
1/8 IP Inside Extrusion  
with Paper Liner  
250W-250V



**90-424**  
4" to 5 1/2" Adjustable  
On-Off Turn Knob  
Screw Terminals  
with Paper Liner  
1/8 IP Inside Extrusion  
250W-250V



**90-405**  
2" Keyless  
Screw Terminals - 1/8IP  
with Paper Liner  
660W-250V



**80-1337**  
3" Keyless  
Screw Terminals - 1/8IP  
with Paper Liner  
660W-250V

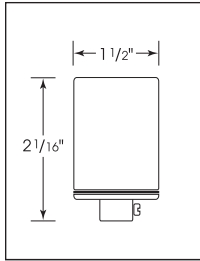


**90-404**  
4" to 5 1/2" Keyless - 1/8IP  
Screw Terminals  
with Paper Liner  
660W-250V

## Porcelain Screw Terminals



**80-1214**  
Glazed 660W-250V

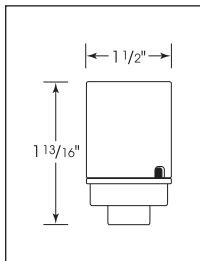


### Keyless Porcelain Socket w/Metal 1/8 IP Cap

Cat. No.	Terminal	Cap	Screw Shell	Master
80-1214	Screw	Metal - 1/8 IPS	CSSNP	200 Bulk
90-409	Screw	Metal - 1/8 IPS	CSSNP	200/10



**80-1150**  
Unglazed 660W-250V

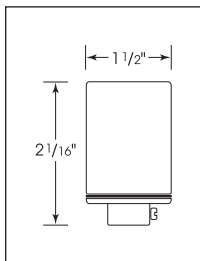


### Keyless Porcelain Socket w/Phenolic 1/8 IP Cap

Cat. No.	Terminal	Cap	Screw Shell	Master
80-1150	Screw	Phenolic - 1/8 IPS	CSSNP	200
90-417	Screw	Phenolic - 1/8 IPS	CSSNP	200 Bulk



**80-1078**  
Glazed 660W-250V

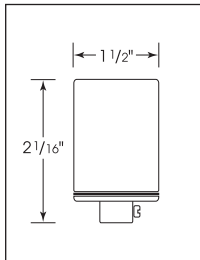


### Keyless Porcelain Socket w/Metal 1/4 IP Cap

Cat. No.	Terminal	Cap	Screw Shell	Master
80-1078	Screw	Metal - 1/4 IPS	CSSNP	200 Bulk
90-1706	Screw	Metal - 1/4 IPS	CSSNP	200/10



**90-1707**  
Glazed 660W-250V



### Keyless 3 Terminal Porcelain Socket w/Metal Cap

Cat. No.	Terminal	Cap	Screw Shell	Master
90-1707	3 - Screw	Metal - 1/8 IPS	CSSNP	200/10
80-1318	3 - Screw	Metal - 1/4 IPS	CSSNP	200/10

## Metal Caps with Set Screw



**80-1677**  
1/8 IP

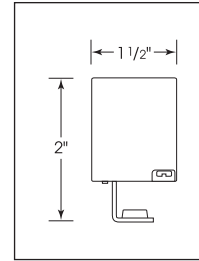


**80-1678**  
1/4 IP

## Porcelain Screw Terminals

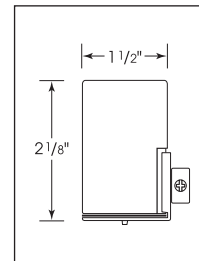
### Porcelain Socket w/Hickey

Cat. No.	Terminal	Hickey	Screw Shell	Master
90-419	Screw	1/8 IPS	Aluminum	200/10



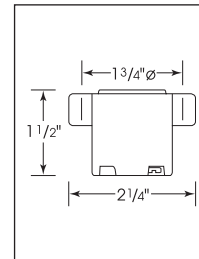
### Porcelain Socket w/Side Outlet & Bushing

Cat. No.	Terminal	Bushing	Screw Shell	Master
80-1083	Screw	1/8 IPS	CSSNP	200 Bulk
90-1108	Screw	1/8 IPS	CSSNP	200/10



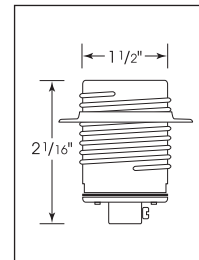
### Keyless Porcelain One Piece Sign Socket

Cat. No.	Terminal	Bushing	Screw Shell	Master
80-1097	Screw	2 #8-32 1 1/2" $\phi$	CSSNP	100 Bulk
80-1149	Screw	2 Holes	CSSNP	200/10



### Keyless Threaded Porcelain w/ Cap & Ring

Cat. No.	Terminal	Cap	Screw Shell	Master
80-1073	Screw	1/8 IPS	CSSNP	200 Bulk
80-1075	Screw	1/4 IPS	CSSNP	200/10
90-1074	Screw	1/8 IPS	CSSNP	200/10



## Metal Rings



**80-1076**  
Metal Ring for Threaded Socket



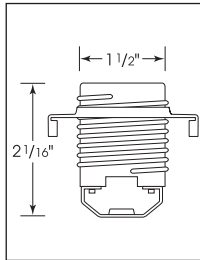
**80-1074**  
White Die Cast Ring for Threaded Socket

## Porcelain Screw Terminals

SOCKETS & LAMP HOLDERS



**80-1679**  
Glazed 660W-250V

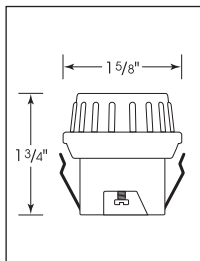


### Keyless Threaded Porcelain Socket w/Hickey & Ring

Cat. No.	Terminal	Hickey	Screw Shell	Master
80-1679	Screw	1/8 IPS	CSSNP	200/10



**80-1680**  
Glazed 660W-250V

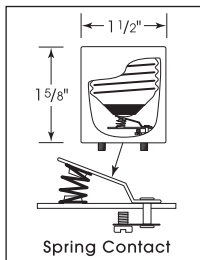


### Keyless Porcelain 1 Piece Shallow Back Socket

Cat. No.	Terminal	Hickey	Screw Shell	Master
80-1680	Screw	No	CSSNP	100/10



**80-1681**  
Glazed 660W-250V

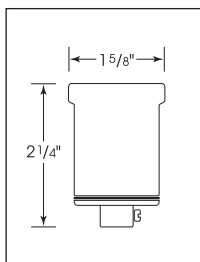


### Keyless Porcelain Socket w/Spring Center Contact & Reinforced Screw Shell w/Washers (w/2 6-32 Screws)

Cat. No.	Terminal	Cap	Screw Shell	Master
80-1681	Screw	No	CSSNP	100/10



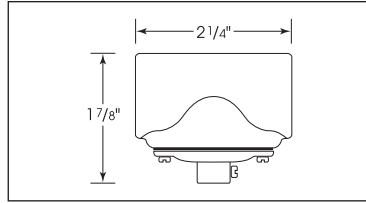
**80-1682**  
Glazed 660W-250V



### Keyless Porcelain Beaded Body Socket w/Flange

Cat. No.	Terminal	Cap	Screw Shell	Master
80-1682	Screw	1/8 IPS	CSSNP	200/10

## Porcelain Screw Terminals

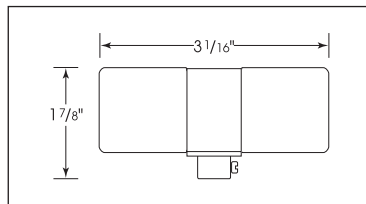


*Twin Porcelain Socket w/Flange Bushing Cap*

Cat. No.	Terminal	Cap	Screw Shell	Master
90-1109	Screw	1/8 IPS	CSSNP	100/10
80-1225	Screw	1/8 IPS	CSSNP	100 Bulk



**90-1109**  
Glazed 660W-250V

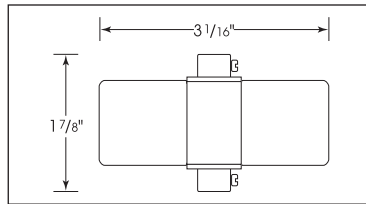


*Twin Porcelain Socket w/Single Bushing Strap*

Cat. No.	Terminal	Bushing	Screw Shell	Master
90-1110	Screw	1/8 IPS	CSSNP	100/10
80-1226	Screw	1/8 IPS	CSSNP	100 Bulk



**90-1110**  
Glazed 660W-250V

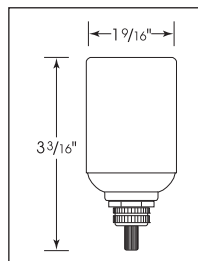


*Twin Porcelain Socket w/Double Bushing Strap*

Cat. No.	Terminal	Bushing	Screw Shell	Master
90-1708	Screw	1/8 IPS	CSSNP	100/10
80-1080	Screw	1/8 IPS	CSSNP	100 Bulk



**90-1708**  
Glazed 660W-250V



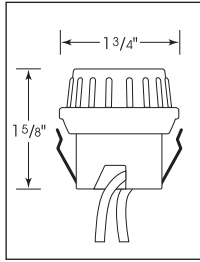
*Porcelain Bottom Turn Knob Socket*

Cat. No.	Terminal	Switch	Screw Shell	Master
80-1157	Screw	Turn Knob	CSSNP	100/10



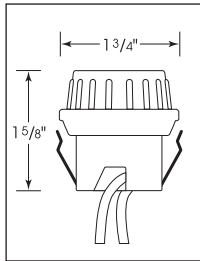
**80-1157**  
Unglazed 250W-250V

## Porcelain *Pre-Wired*



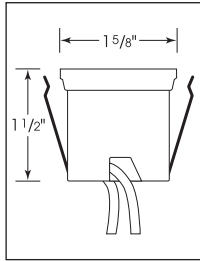
### Keyless Porcelain Socket w/Double Snap-in Clip

Cat. No.	Leads	Clips	Screw Shell	Master
90-1107	8 1/2" AWM B/W 105°	Double	CSSNP	100/10



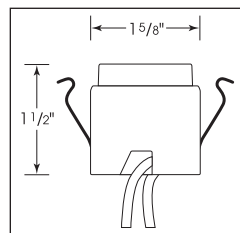
### Keyless Porcelain Socket w/Double Snap-in Clip

Cat. No.	Leads	Clips	Screw Shell	Master
80-1691	9 1/2" SF-1 B/W 200°	Double	CSSNP	200/10



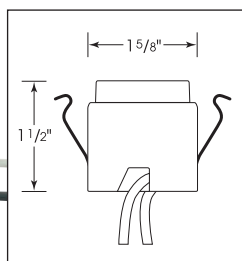
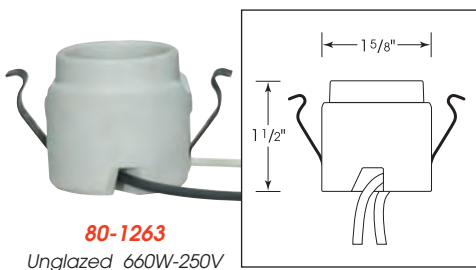
### Keyless Porcelain Socket Front Rim w/Double Snap-in Clip

Cat. No.	Leads	Clips	Screw Shell	Master
80-1531	8" AWM B/W 105°	Double	CSSNP	100/10



### Keyless Porcelain Socket w/Adapter & Double Snap-in Clip

Cat. No.	Leads	Clips	Screw Shell	Master
80-1212	10" AWM B/W 150°	Double	CSSNP	100 Bulk



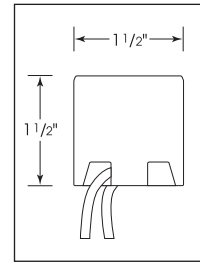
### Keyless Porcelain Socket w/Rim & Double Snap-in Clip

Cat. No.	Leads	Cap	Screw Shell	Master
80-1263	28" AWM B/W 150°	Double	CSSNP	200 Bulk

## Porcelain Pre-Wired

### Keyless Porcelain Socket w/Bronze Screw Shell & Bushing

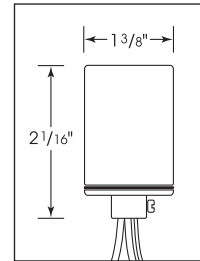
Cat. No.	Leads	Mount	Screw Shell	Master
80-1155	8 1/2" AWM B/W 105°	Bushing	Bronze	200 Bulk



**80-1155**  
Unglazed 660W-250V

### Keyless Porcelain Socket 1/4 IP Cap w/Set Screw

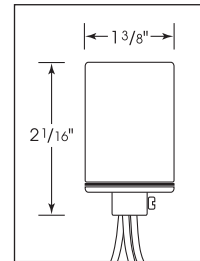
Cat. No.	Leads	Cap	Screw Shell	Master
80-1113	20" AWM B/W 150° w/grd.	1/4 IPS	CSSNP	200 Bulk



**80-1113**  
Glazed 660W-250V

### Keyless Porcelain Socket 1/8 IP Cap w/Set Screw

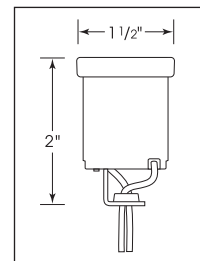
Cat. No.	Leads	Cap	Screw Shell	Master
80-1202	61" AWM B/W 150° w/grd.	1/8 IPS	CSSNP	100 Bulk



**80-1202**  
Unglazed 660W-250V

### Keyless Porcelain Socket w/Black Rim & Hickey

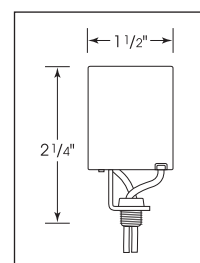
Cat. No.	Leads	Hickey	Screw Shell	Master
80-1685	9" AWM B/W 105°	1/8 IPS	CSSNP	200/10



**80-1685**  
Unglazed 660W-250V

### Keyless Porcelain Socket w/Hickey & Nipple

Cat. No.	Leads	Hickey	Screw Shell	Master
80-1708	24" AWM B/W 125°	1/2" Hickey & 1/8 IPS Nipple 3/8" Long	Aluminum	200 Bulk



**80-1708**  
Unglazed 660W-250V

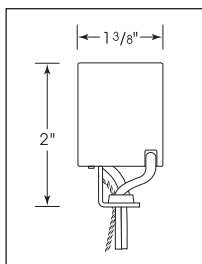


## Porcelain *Pre-Wired*



**80-1317**

Glazed 660W-250V



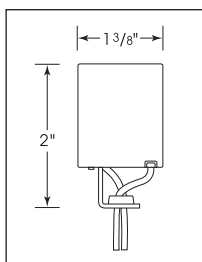
### Keyless Porcelain Socket w/Hickey

Cat. No.	Leads	Hickey	Screw Shell	Master
80-1317	72" SPT-1 105° Gold w/grd.	1/8 IPS-3/8"	CSSNP	100/10



**80-1223**

Unglazed 660W-250V



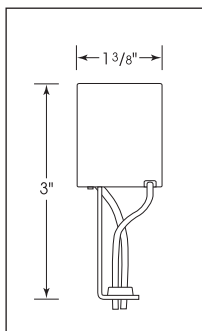
### Keyless Porcelain Socket w/Hickey

Cat. No.	Leads	Hickey	Screw Shell	Master
80-1223	18" AWM B/W 150°	1/8 IPS-1/2"	Aluminum	200 Bulk



**80-1224**

Unglazed 660W-250V



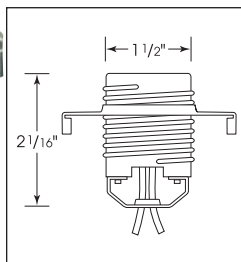
### Keyless Porcelain Socket w/Hickey

Cat. No.	Leads	Hickey	Screw Shell	Master
80-1224	18" AWM B/W 150°	1/8 IPS-1/2"	Aluminum	200 Bulk



**80-1768**

Glazed 660W-250V



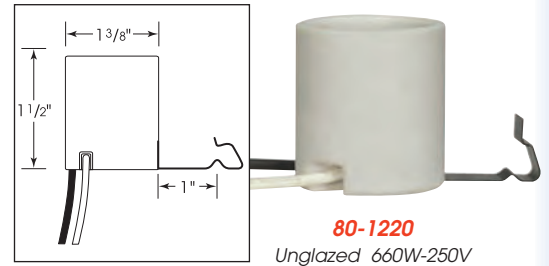
### Keyless Threaded Porcelain Socket w/Hickey & Ring

Cat. No.	Leads	Hickey	Screw Shell	Master
80-1768	26" AWM B/W 125°	1/8 IPS-1/2"	CSSNP	100/10

## Porcelain Pre-Wired

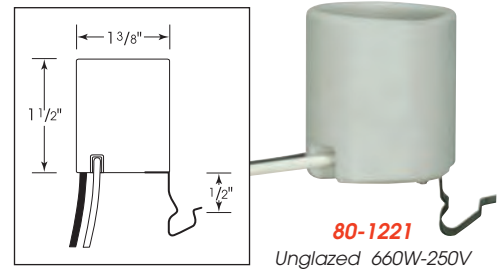
### Keyless Porcelain Socket w/Snap-in Clip

Cat. No.	Leads	Clip	Screw Shell	Master
80-1220	12" AWM B/W 150°	Extends 1" from Socket	Aluminum	200 Bulk



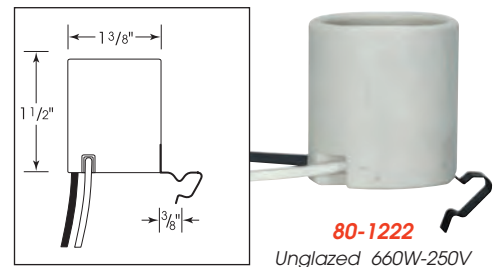
### Keyless Porcelain Socket w/Snap-in Clip

Cat. No.	Leads	Clip	Screw Shell	Master
80-1221	12" AWM B/W 150°	Extends 1/2" from Socket	Aluminum	200 Bulk



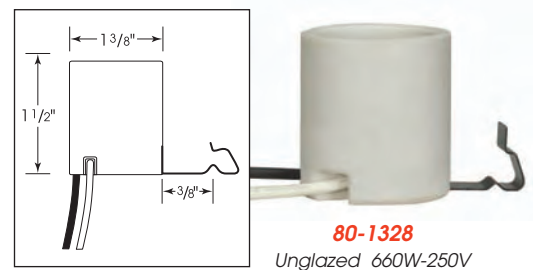
### Keyless Porcelain Socket w/Snap-in Clip

Cat. No.	Leads	Clip	Screw Shell	Master
80-1222	12" AWM B/W 150°	Extends 3/8" from Socket	Aluminum	200 Bulk



### Keyless Porcelain Socket w/Snap-in Clip

Cat. No.	Leads	Clip	Screw Shell	Master
80-1328	9" AWM B/W 150°	Extends 3/4" from Socket	CSSNP	200 Bulk



# MEDIUM BASE LAMPHOLDERS



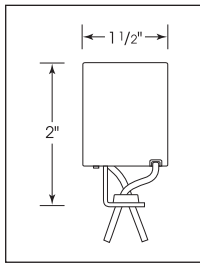
## Porcelain Pre-Wired

SOCKETS & LAMP HOLDERS




**90-760**

Unglazed 660W-250V



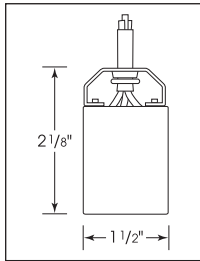
### Keyless Porcelain Socket w/Hickey

Cat. No.	Leads	Hickey	Screw Shell	Master
90-760	10" AWM 105°	1/8 IPS - PTH	Aluminum	200/10
90-466	16" AWM 105°	1/8 IPS - PTH	Aluminum	200/10
90-759	24" AWM 105°	1/8 IPS - PTH	Aluminum	200/10
80-2182	20" AWM 125°	1/8 IPS - PTH	Aluminum	200 Bulk



**90-1563**

Unglazed 660W-250V



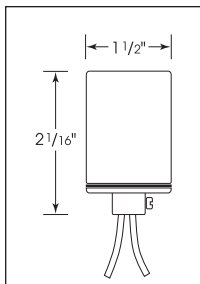
### Keyless Porcelain Socket w/Hickey, Strain Relief & Fiber Sleeving

Cat. No.	Leads	Hickey	Screw Shell	Master
90-1563	8 Ft. 18/3 SVT-1 White 105°	1/8 IPS U Bracket	Aluminum	50 Bulk
90-1564	8 Ft. 18/3 SVT-1 Black 105°	1/8 IPS U Bracket	Aluminum	50 Bulk



**80-1313**

Glazed 660W-250V



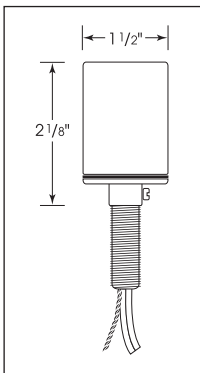
### Keyless Porcelain Socket w/Cap

Cat. No.	Leads	Cap	Screw Shell	Master
80-1313	9" AWM 150°	1/8 IPS	CSSNP	100/10
80-1315	24" AWM 150°	1/8 IPS	CSSNP	100/10
80-1316	36" AWM 150°	1/8 IPS	CSSNP	100/10



**90-1150**

Glazed 660W-250V

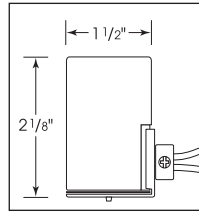


### Keyless Porcelain Socket w/Cap & Nipple

Cat. No.	Leads	Cap	Screw Shell	Master
90-1150	48" 18/2 SPT-1 Gold 105° w/Grd. Wire	1/4" Nipple - 1/8 IPS	CSSNP	100 Bulk

## Porcelain Pre-Wired

### Porcelain Socket w/Sideout & Bushing

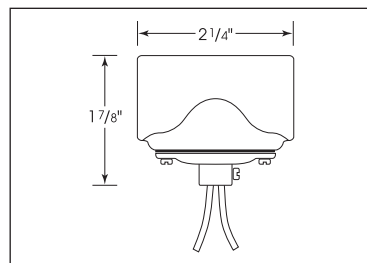


Cat. No.	Leads	Cap	Screw Shell	Master
80-1330	9" AWM 150°	1/8 IPS	CSSNP	100/10
80-1445	12" AWM 105°	1/8 IPS	CSSNP	200 Bulk



**80-1330**  
Glazed 660W-250V

### Twin Porcelain Socket w/Flange Bushing Cap

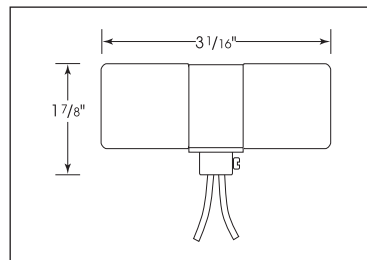


Cat. No.	Leads	Cap	Screw Shell	Master
80-1314	9" AWM 150°	1/8 IPS	CSSNP	100/10




**80-1314**  
Glazed 660W-250V

### Twin 2 Circuit Porcelain Socket w/Single Bushing Cap

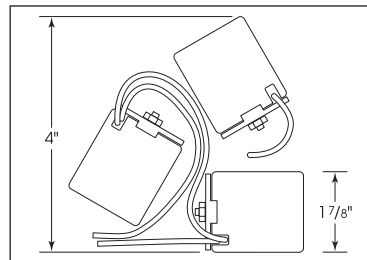


Cat. No.	Leads	Cap	Screw Shell	Master
80-1081	24" (3 leads) AWM 150°	1/8 IPS	CSSNP	100 Bulk



**80-1081**  
Glazed 660W-250V

### Three Light Porcelain Socket w/ 1/8 IP Metal Strap



Cat. No.	Leads	Cap	Screw Shell	Master
80-1082	24" AWM 150°	1/8 IPS Strap	Aluminum	100 Bulk



**80-1082**  
Glazed 660W-250V

# MEDIUM BASE LAMPHOLDERS



Porcelain *4KV Pulse Rated* w/Screw Terminals

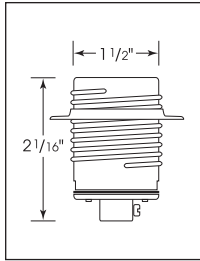


SOCKETS & LAMP HOLDERS



**80-1647**

Unglazed 660W-600V



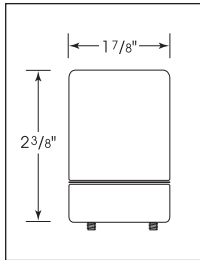
## Keyless Threaded Porcelain Socket w/ Cap & Ring

Cat. No.	Terminal	Cap	Screw Shell	Master
80-1647	Screw	1/8 IPS	CSSNP	100/1



**80-1793**

Glazed 660W-600V



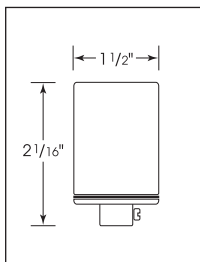
## Keyless Two-Piece Heavy Duty Porcelain Socket w/Mounting Screws Assembled 1 1/2" on Center

Cat. No.	Terminal	Cord Hole	Screw Shell	Master
80-1793	Screw	3/4" (in cap)	CSSNP	100/10



**80-1870**

Glazed 660W-600V



## Keyless Smooth Porcelain Socket w/Terminal Screws

Cat. No.	Terminal	Cap	Screw Shell	Master
80-1870	Screw	1/8 IPS	CSSNP	100/10

### Metal Rings for Threaded Socket



**80-1076**

Metal Ring



**80-1074**

White Die Cast Ring

### Metal Caps with Set Screw



**80-1677**

1/8 IP

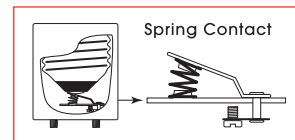


**80-1678**

1/4 IP



Lampholders rated at high wattage that require a pulse rating of 4KV (kilovolts) to start.

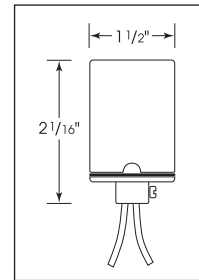




Porcelain *4KV Pulse Rated* Pre-Wired w/1/2" Strip

**Keyless Porcelain Socket**  
1/8 IP Cap w/Side Notches, 2 Wireways

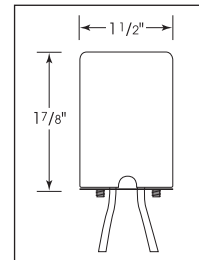
Cat. No.	Leads	Cap	Screw Shell	Master
80-1614	18" 18GA SF-2 B/W 200°	1/8 IPS	CSSNP	100/10



**80-1614**  
Glazed 660W-600V

**Keyless Porcelain Socket w/Paper Liner**  
Mounting Screws Held Captive, 2 Wireways

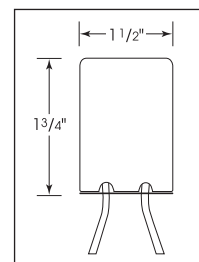
Cat. No.	Leads	Cap	Screw Shell	Master
80-1689	18" 18GA SF-2 B/W 200°	Less	CSSNP	100/10
80-1700	36" 18GA SF-2 B/W 200°	Less	CSSNP	100/10



**80-1689**  
Glazed 660W-600V

**Keyless Porcelain Socket w/Paper Liner**  
2 Bushings, 2 Wireways

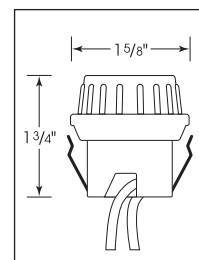
Cat. No.	Leads	Cap	Screw Shell	Master
80-1734	9" 18GA SF-2 B/W 200°	Less	CSSNP	100/10
80-1875	48" 18GA SF-2 B/W 200°	Less	CSSNP	100/10



**80-1734**  
Glazed 660W-600V

**Keyless Porcelain Snap-in Socket**

Cat. No.	Leads	Cap	Screw Shell	Master
80-1674	9" 18GA SF-2 B/W 200°	Less (snap-in)	CSSNP	200/10

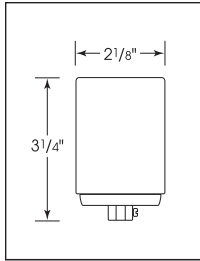


**80-1674**  
Unglazed 660W-600V

# MOGUL BASE LAMPHOLDERS



Porcelain *4KV Pulse Rated* E39 Base w/Screw Terminals

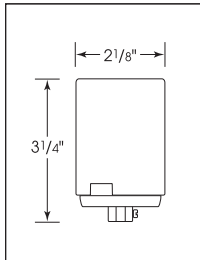


**90-429**

Glazed 1500W-600V

*Keyless Porcelain Mogul Socket w/Metal 1/4 IP Cap*

Cat. No.	Terminal	Cap	Screw Shell	Master
90-429	Screw	1/4 IPS	CSSNP	50/1

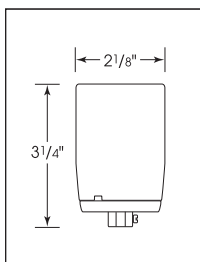


**80-1378**

Glazed 1500W-600V

*Keyless Porcelain Mogul Socket w/Metal 1/4 IP Cap, 2 Wireways*

Cat. No.	Terminal	Cap	Screw Shell	Master
80-1378	Screw	1/4 IPS	CSSNP	50/1



**80-1307**

Glazed 1500W-600V

*Keyless Porcelain Mogul Socket w/Metal 1/4 IP Cap, 3 Terminal*

Cat. No.	Terminal	Cap	Screw Shell	Master
80-1307	3 - Screw	1/4 IPS	CSSNP	50/1

## Metal Caps with Set Screw



**80-1631**  
1/4 IP



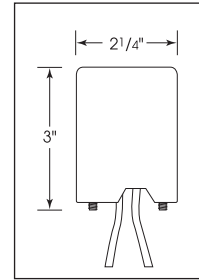
**80-1665**  
3/8 IP



Porcelain *4KV Pulse Rated* E39 Base Pre-Wired

*Keyless Porcelain Mogul Socket, Mounting Screws Held Captive, 2 Wireways, 1/2" Strip Leads*

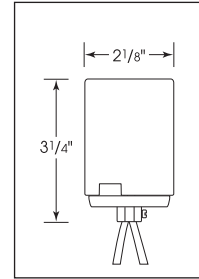
Cat. No.	Leads	Cap	Screw Shell	Master
80-1376	10" 16GA SF-2 B/W 200°	Less	CSSNP	50/1



**80-1376**  
Glazed 1500W-600V

*Keyless Porcelain Mogul Socket w/Metal 1/4 IP Cap, 2 Wireways*

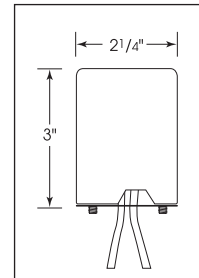
Cat. No.	Leads	Cap	Screw Shell	Master
80-1613	11" 16GA SF-2 B/W 200°	1/4 IPS	CSSNP	50/1



**80-1613**  
Glazed 1500W-600V

*Keyless Porcelain Mogul Socket, Fiber Gasket Mounting Screws Held Captive, 2 Wireways, Lug Leads*

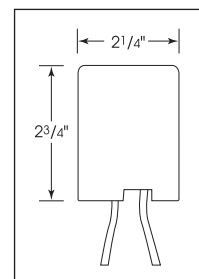
Cat. No.	Leads	Cap	Screw Shell	Master
80-1103	40" 16GA SF-2 B/W 200°	Fiber, Less Cap	CSSNP	50/1



**80-1103**  
Glazed 1500W-600V

*Keyless Porcelain Mogul Socket 2 Bushings 8/32, 2 Wireways, 1/2" Strip Leads*

Cat. No.	Leads	Cap	Screw Shell	Master
80-1751	10" 14GA SF-2 B/W 200°	Less	CSSNP	50/1



**80-1751**  
Glazed 1500W-600V



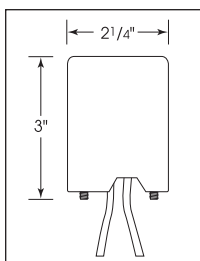
# MOGUL BASE LAMPHOLDERS



Porcelain *5KV Pulse Rated* E39 Base Pre-Wired



SOCKETS & LAMP HOLDERS

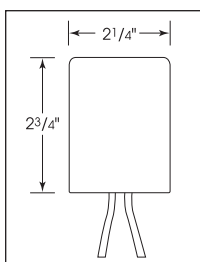


**80-1377**

Glazed 1500W-600V

*Keyless Porcelain Mogul Socket, Mounting Screws Held Captive, 2 Wireways, 1/2" Strip Leads*

Cat. No.	Leads	Cap	Screw Shell	Master
80-1377	16" 18GA SF-2 B/W 200°	Less	CSSNP	50/1



**80-1646**

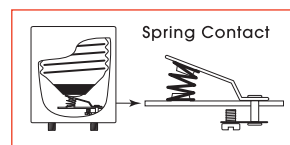
Glazed 1500W-600V

*Keyless Porcelain Mogul Socket, Mounting Screws Held Captive, 1/2" Strip Leads*

Cat. No.	Leads	Cap	Screw Shell	Master
80-1646	21" 18GA SF-2 B/W 200°	Less	CSSNP	50/1



Lampholders rated at high wattage that require a pulse rating of 5KV (kilovolts) to start.

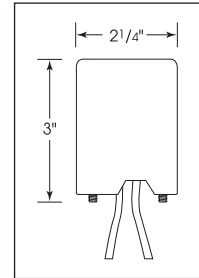




Porcelain *5KV Pulse Rated* E39 Base Pre-Wired

*Keyless Porcelain Mogul Socket, Mounting Screws Held Captive, 2 Wireways, 1/2" Strip Leads*

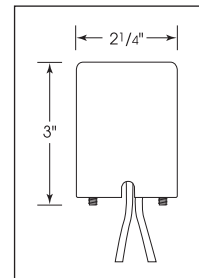
Cat. No.	Leads	Cap	Screw Shell	Master
80-1530	30" 16GA SF-2 B/W 200°	Less	CSSNP	50/1



**80-1530**  
Glazed 1500W-600V

*Keyless Pink Porcelain Mogul Socket for HID Fixtures, Mounting Screws Held Captive, 1/2" Strip Leads, 2 Wireways*

Cat. No.	Leads	Cap	Screw Shell	Master
80-1791	11" 16GA SF-2 B/W 200°	Less	CSSNP	60/1



**80-1791**  
PINK Glazed 1500W-600V

### Metal Caps with Set Screw



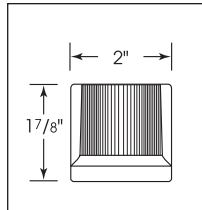
**80-1631**  
1/4 IP



**80-1665**  
3/8 IP

## Medium & Mogul Base

SOCKETS & LAMP HOLDERS

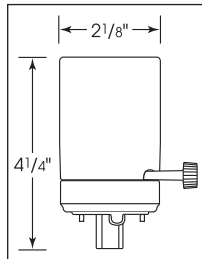


**Keyless Medium Base Surface Mount Porcelain Socket w/2 Bushings**

Cat. No.	Terminal	Cap	Screw Shell	Master
80-1120	Screw	Less (surface mount)	CSSNP	150

**80-1120**

Unglazed 660W-250V



**Porcelain 3-Way Turn Knob Mogul Socket w/Hickey**

Cat. No.	Terminal	Hickey	Screw Shell	Master
90-428	Screw	1/4 IPS	CSSNP	50/1

**90-428**

Unglazed 750W-250V

### Available Lamps



**S1822**  
100/200/300W  
3-Way  
Mogul Base



**S4862**  
175W  
Metal Halide  
Medium Base



**S4831**  
250W  
Metal Halide  
Mogul Base

## Medium & Mogul Base

### Porcelain Par 46 & 38 Connector – Medium Base HID

Cat. No.	Leads	Type	Porcelain	Master
80-1690	18"	16GA SF-2 200°	Unglazed	200/10



**80-1690**  
6600W-125V

### Porcelain Par 46 & 38 5KV Harness Set w/Medium Base Adapter

Cat. No.	Leads	Type	Porcelain	Master
80-1769	10"	18GA SF-1 200°	Unglazed	100/1



**80-1769**  
660W-125V

### Porcelain Par 56 & 64 Connector – Mogul Base

Cat. No.	Leads	Type	Porcelain	Master
80-1865	18"	14GA SEW 200°	Unglazed	100



**80-1865**  
1000W-125V

### Available Lamps



**S1934**  
175W  
Mercury Vapor  
Mogul Base



**S3127**  
70W  
HPS – High Pressure Sodium  
Mogul Base



**S1940**  
250W  
HPS – High Pressure Sodium  
Mogul Base

## Porcelain

SOCKETS & LAMP HOLDERS



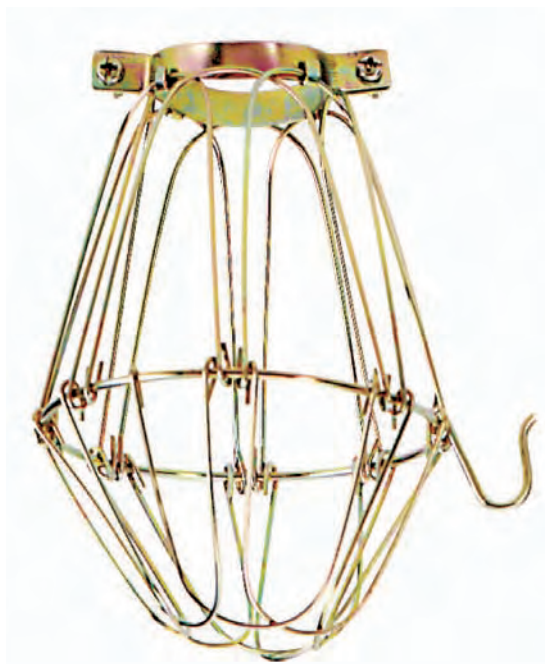
**90-445** 2 Terminal  
**80-1648** 4 Terminal  
Keyless Glazed Porcelain  
Ceiling Receptacle  
Screw Terminals  
660W-250V



**90-443**  
Glazed Porcelain  
On-Off Pull Chain Ceiling Receptacle  
Screw Terminals  
250W-250V



**90-444**  
Glazed Porcelain  
Ceiling Receptacle  
On-Off Pull Chain w/Grounded  
Convenience Outlet  
Screw Terminals  
15A-250W-125V



**90-1310**  
Brass Finish Light Bulb Cage  
Height: 5 1/4"



**90-480**  
Keyless White Phenolic  
Ceiling Receptacle  
Screw Terminals  
660W-250V



**90-481**  
White Phenolic  
On-Off Pull-Chain Ceiling Receptacle  
Screw Terminals  
250W-250V

### Phenolic Receptacles with Leads



**90-1502**  
Keyless White Phenolic  
Ceiling Receptacle  
6" AWM B/W Leads 105°C  
660W-250V



**90-1503**  
White Phenolic  
On-Off Pull-Chain Ceiling Receptacle  
6" AWM B/W Leads 105°C  
250W-250V

# MEDIUM BASE SOCKETS



## Phenolic 1/8 IP Hickey

### Keyless Lampholders with Hickey



**90-407**  
1/8 IP Hickey  
Screw Terminals  
660W-250V



**90-1151**  
10" AWM  
B/W Leads 105°C  
1/8 IP Hickey  
660W-250V

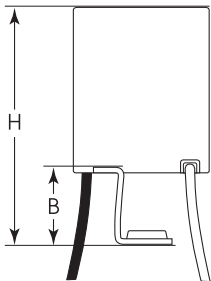


**80-1077**  
Threaded Socket w/Ring  
1/8 IP Hickey  
Screw Terminals  
660W-250V

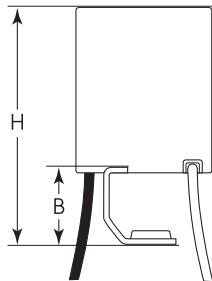


**80-1762**  
Medium Base Pin Socket  
Pressure Fit w/ Metal Clip -  
CSSNP  
660W-250V

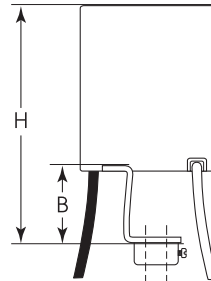
### Special Orders for Additional Hickey & Bushing Combination



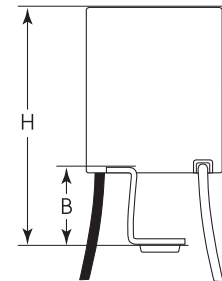
**"Z" Bracket Inside Extrusion**



**"C" Bracket Inside Extrusion**



**Bushing Bracket Outside**



**"Z" Bracket Outside Extrusion**

### Phenolic Bottom Turn Knob Sockets



**90-1782**  
2 1/4" Bottom Turn Knob  
13" Leads Attached  
250W-250V



**80-1755**  
2 1/2" Bottom Turn Knob  
Phenolic & Porcelain Shell  
Screw Terminals 1/8 IP  
2 1/2" Ht. w/ 3/8" Bushing  
660W-250V



**80-4300**  
Bottom Turn Knob  
Screw Terminals 1/8 IP  
2 1/2" Ht. w/ 3/8" Bushing  
250W-250V



**80-1326**  
Bottom Turn Knob  
w/Removable Husk  
Screw Terminals 1/8 IP  
2" Ht. w/ 3/8" Bushing  
250W-250V

## Phenolic Snap-In

### Keyless Lampholders – Snap-In



**90-540** Snap-In Socket  
6" AWM  
B/W Leads  
105°C  
660W-250V



**90-595** Snap-In Socket  
Bracket Extends 3/4" from  
End of Socket  
7" AWM  
B/W Leads 105°C  
660W-250V

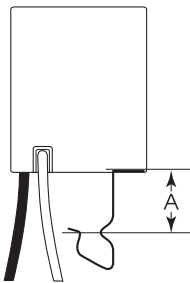


**90-543** Snap-In Socket  
for 6" Pans Bracket Extends  
1" from End of Socket  
8" AWM  
B/W Leads 105°C  
660W-250V

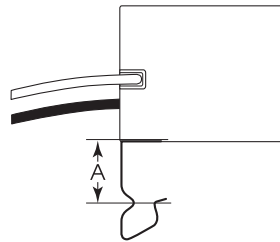


**90-542** Snap-In Socket  
for 8" & 10" Pans Bracket Extends  
1 3/4" from End of Socket  
8" AWM  
B/W Leads 105°C  
660W-250V

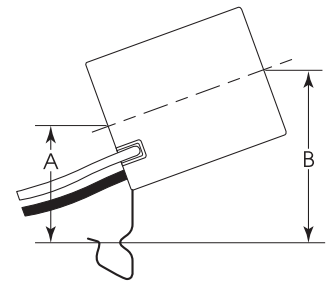
### Special Orders for Additional Snap Brackets



Vertical



Horizontal



Angled

### Keyless Lampholders – "U" Clip Snap-In



**90-541** 8" AWM Leads  
**80-1798** 12" AWM Leads  
Snap-In Socket  
for 3 1/4"-4" Holders  
B/W Leads 105°C  
660W-250V



**80-1645**  
Snap-In Socket  
for 3 1/4"-4" Holders  
12" AWM  
B/W Leads 125°C  
660W-250V



**80-1642**  
Snap-In Double Spring Clip  
w/ 12" B/W Leads 150°C  
660W-250V




**80-1766**  
Snap-In Double  
with Flange Rim  
13" B/W Leads  
660W-250V



## Phenolic Twin Cluster

**PLEASE NOTE:** Socket Clusters measurements are from the centerline to the top & bottom of brackets.

SOCKETS & LAMP HOLDERS



**90-432**

- Snap-On Top
- 2<sup>3</sup>/<sub>8</sub>" Top Bracket + Snap
- 1<sup>3</sup>/<sub>4</sub>" 1/8 IP Threaded Bottom Bracket with 3/8" Nipple
- 8" AWM B/W Leads 105°C
- 660W-250V



**80-1379**

- Snap-On Top
- 2<sup>3</sup>/<sub>8</sub>" Top Bracket + Snap
- 1<sup>3</sup>/<sub>4</sub>" 1/8 IP Threaded Bottom Bracket with 1/2" Nipple
- 8" AWM B/W Leads 105°C w/Ground Wire
- 660W-250V



**90-465**

- 1<sup>1</sup>/<sub>2</sub>" 1/8 IP Threaded Top Bracket with 3/8" Nipple
- 2<sup>1</sup>/<sub>8</sub>" 1/8 IP Threaded Bottom Bracket with 1/2" Nipple
- 8" AWM B/W Leads 105°C
- 660W-250V




**80-1380**

- 1<sup>3</sup>/<sub>4</sub>" 1/8 IP Threaded Top Bracket with 1/2" Nipple
- 1<sup>3</sup>/<sub>4</sub>" 1/8 IP Threaded Bottom Bracket with 1/2" Nipple
- 7" AWM B/W Leads 105°C w/Ground Wire
- 660W-250V



**90-415** On-Off Brass Finish Pull Chain

- 1<sup>1</sup>/<sub>2</sub>" 1/8 IP Threaded Top Bracket with 3/8" Nipple
- 1<sup>3</sup>/<sub>4</sub>" 1/8 IP Threaded Bottom Bracket
- 7" AWM B/W Leads 105°C
- 660W-250V



**90-416** On-Off Brass Finish Turn Knob

- 1" 1/8 IP Threaded Top Bracket with 1/4" Nipple
- 1<sup>3</sup>/<sub>4</sub>" 1/8 IP Threaded Bottom Bracket
- 6" AWM B/W Leads 105°C
- 660W-250V



**90-414** Twin Offset

- 1<sup>1</sup>/<sub>2</sub>" 1/8 IP Female Top & Bottom Bracket w/Set Screw
- 8" AWM B/W Leads 105°C
- 660W-250V

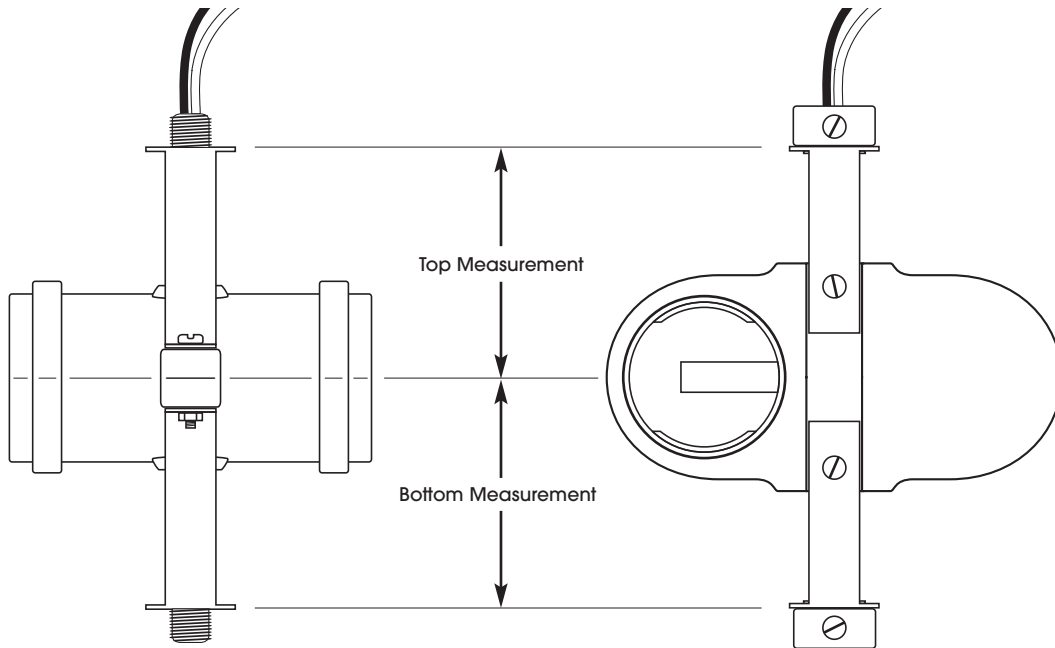


**80-1664** Twin Offset

- 1<sup>1</sup>/<sub>2</sub>" 1/8-27 Threaded Top Bracket with 3/8" Nipple
- 1<sup>1</sup>/<sub>2</sub>" 1/8-27 Threaded Bottom Bracket with 3/8" Nipple
- 8" AWM B/W Leads 105°C
- 660W-250V

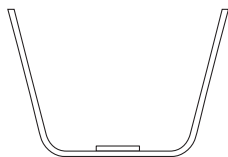
## Phenolic Twin Cluster • Special Order Options

**PLEASE NOTE:** Socket Clusters measurements are from the centerline to the top & bottom of brackets.

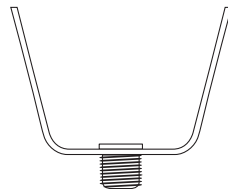


### Special Order Options

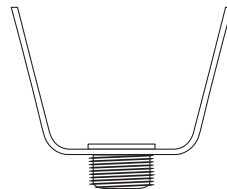
**PLEASE SPECIFY WIRE:** • Length • Gauge • Type • Temperature • Color • Strip Ends



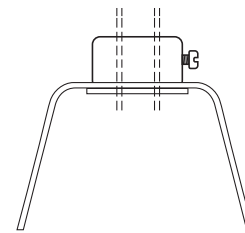
1/8" IP Tapped Hole



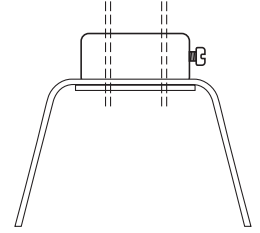
1/8" IP Nipple  
(Specify Length)



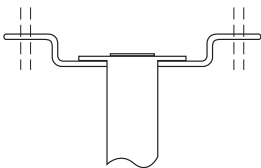
1/4" IP Nipple  
(Specify Length)



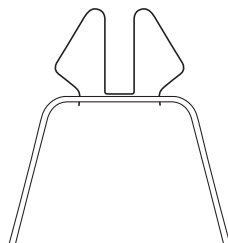
1/8" IP Bushing  
with Set Screw



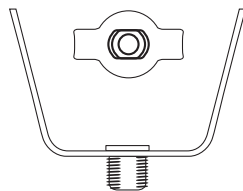
1/4" IP Bushing  
with Set Screw



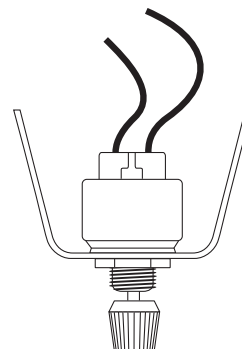
Felt Bracket with Two  
6/32" Tapped Holes



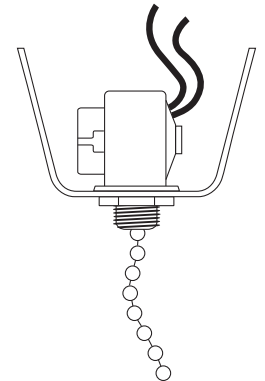
Snap Spring



1/8" IP Milled Flat Nipple  
(Specify Length)



Turn Knob Switch  
as Selected



Pull Chain Switch  
as Selected

## Phenolic 3 Light Cluster



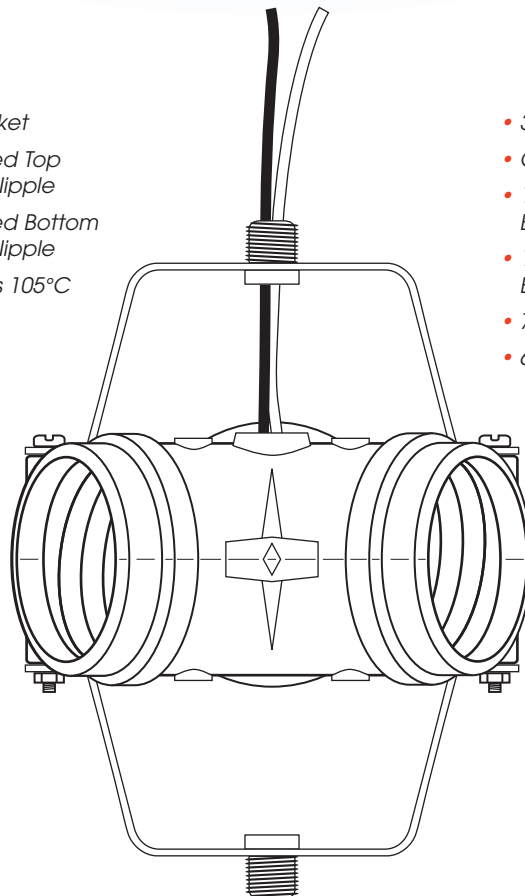
**90-463**

- 3 Light Cluster Socket
- 1 3/4" 1/8 IP Threaded Top Bracket with 5/8" Nipple
- 1 3/4" 1/8 IP Threaded Bottom Bracket with 5/8" Nipple
- 8" AWM B/W Leads 105°C w/Ground Wire
- 660W-250V



**90-1587**

- 3 Light Cluster Socket
- On-Off Nickel Pull Chain
- 1 3/4" 1/8 IP Threaded Top Bracket with 5/8" Nipple
- 1 3/4" 1/8 IP Threaded Bottom Bracket
- 7" AWM B/W Leads 105°C
- 660W-250V



**PLEASE NOTE:** Socket Clusters measurements are from the centerline to the top & bottom of brackets.



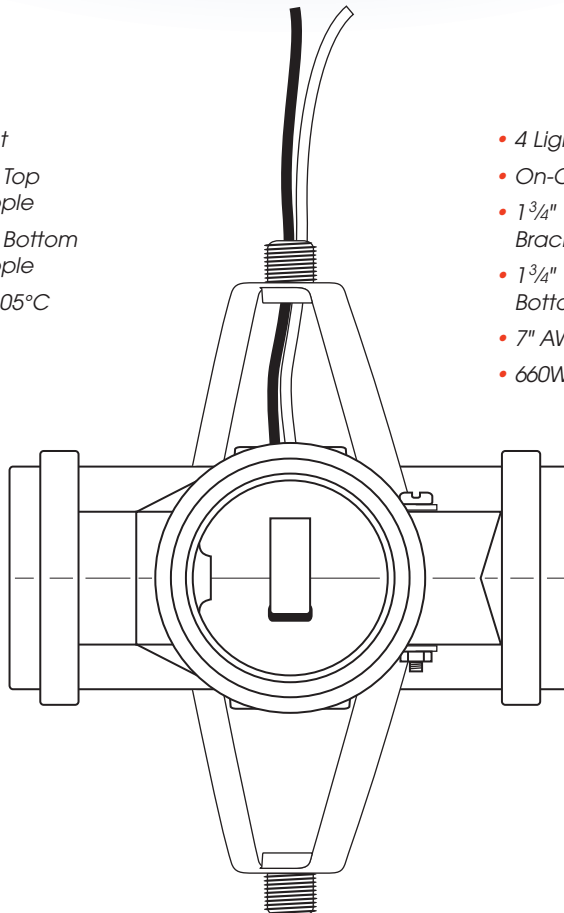
**90-464**

- 4 Light Cluster Socket
- 1<sup>3</sup>/<sub>4</sub>" 1/8 IP Threaded Top Bracket with 1/2" Nipple
- 1<sup>3</sup>/<sub>4</sub>" 1/8 IP Threaded Bottom Bracket with 1/2" Nipple
- 7" AWM B/W Leads 105°C w/Ground Wire
- 660W-250V



**90-1588**

- 4 Light Cluster Socket
- On-Off Nickel Pull Chain
- 1<sup>3</sup>/<sub>4</sub>" 1/8 IP Threaded Top Bracket with 5/8" Nipple
- 1<sup>3</sup>/<sub>4</sub>" 1/8 IP Threaded Bottom Bracket
- 7" AWM B/W Leads 105°C
- 660W-250V



**PLEASE NOTE:** Socket Clusters measurements are from the centerline to the top & bottom of brackets.

# CANDELABRA BASE SOCKETS



## Phenolic Paper Liner

### Phenolic Candelabra Sockets with Paper Liner



**90-422** 1½"

Screw Terminals-Double Leg  
1/8 IP-Outside Extrusion  
75W-125V



**90-403** 2"

Screw Terminals-Double Leg  
1/8 IP-Outside Extrusion  
75W-125V



**80-1347** 2½"

Screw Terminals-Double Leg  
1/8 IP-Inside Extrusion  
75W-125V



**80-1088** 3"

Screw Terminals-Double Leg  
1/8 IP-Inside Extrusion  
75W-125V



**80-1087** 3½"

Screw Terminals-Double Leg  
1/8 IP-Inside Extrusion  
75W-125V



**80-1615** 3¾"

Screw Terminals-Double Leg  
1/8 IP-Inside Extrusion  
75W-125V



**80-1327** 4" (shown)

**80-1649** 6"

Screw Terminals-Double Leg  
1/8 IP-Inside Extrusion  
75W-125V



**90-402** 3¼"-4¼"

Screw Terminals-Adjustable Leg  
1/8 IP-Inside Extrusion  
75W-125V



**80-1089** 5¾"-6⅝"

Screw Terminals-Adjustable Leg  
1/8 IP-Inside Extrusion  
75W-125V

### Phenolic Candelabra Sockets with Leads



**90-738** 1 5/8" Smooth  
6" AWM B/W Leads 105°C  
1/8 IP-Inside Extrusion  
Single Leg, 75W-125V



**80-1145** 1 5/8" Flange  
12" AWM B/W Leads 105°C  
1/8 IP-Inside Extrusion  
Single Leg, 75W-125V



**80-1146** 1 5/8" Flange  
24" AWM B/W Leads 105°C  
1/8 IP-Inside Extrusion  
Single Leg, 75W-125V



**80-1300** 26" Leads  
**80-1398** 36" Leads  
**80-1844** 48" Leads

1 3/4" Flange  
#18 UL 1430 B/W Leads 105°C  
1/8 IP-Inside Extrusion Double Leg  
75W-125V



**90-739** 1 5/8" Smooth  
6" AWM B/W Leads 105°C  
1/8 IP Nipple  
Single Leg, 75W-125V



**80-1552** 1 11/16" Smooth  
12 1/2" AWM B/W Leads  
2" Overall Height  
1/8 IP Nipple  
Single Leg, 75W-125V



**80-1596** 1 3/4" Smooth  
24" #18 UL 1015  
B/W Leads 105°C  
1/8 IP-Inside Extrusion  
Double Leg  
75W-125V



**80-1301** 3" Flange  
26" #18 UL 1430  
B/W Leads 105°C  
1/8 IP-Inside Extrusion  
Double Leg  
75W-125V



**80-1148** 3" Flange  
24" 18/2 SPT-2 105°C  
Clear Silver Leads  
1/8 IP-Inside Extrusion  
Single Leg  
75W-125V



**80-1302** 4" Flange  
26" #18 UL 1430  
B/W Leads 105°C  
1/8 IP-Inside Extrusion  
Double Leg  
75W-125V



## Phenolic

### Candelabra Base Phenolic Sockets with Spring Clip



**80-1794** Gold  
14" AWM B/W Leads 105°C  
75W-125V



**80-1198** Ivory  
6" AWM B/W Leads 105°C  
75W-125V



**80-1275** Brown  
14" AWM B/W Leads 105°C  
75W-125V



**80-1093** Brown  
24" AWM B/W Leads 105°C  
75W-125V

SOCKETS & LAMP HOLDERS

### Candelabra Snap Sockets with Cord Switch & Plug

#18 SPT-1



**80-1651** 6 Ft. #18 SPT-1 Brown  
**80-1782** 6 Ft. #18 SPT-1 White  
**80-1784** 8 Ft. #18 SPT-1 Brown  
**80-1785** 8 Ft. #18 SPT-1 White  
Cord, Switch & Plug (switch 17" from socket)

#18 SPT-2



**80-1652** 6 Ft. #18 SPT-2 Brown  
**80-1786** 6 Ft. #18 SPT-2 White  
**80-1787** 8 Ft. #18 SPT-2 Brown  
**80-1788** 8 Ft. #18 SPT-2 White  
Cord, Switch & Plug (switch 17" from socket)

### Push-in Terminals



**90-1709**  
Paper Liner  
for Candelabra Sockets



**90-548**  
Pin Socket  
Pressure Fit  
75W-125V



**80-1274** 2<sup>3</sup>/<sub>4</sub>"  
Screw Terminals  
1/8 IP Slip Round Hole Bracket  
75W-125V



**80-1312** 2"  
**80-1718** 4"  
**80-1719** 6"  
Flange Type-Single Leg  
1/8 IP-Inside Extrusion  
75W-125V



## Phenolic with Leads / Rings / European Style

### Phenolic Threaded Candelabra Sockets with Leads / Rings



**90-1556** 1 1/4"  
w/Shoulder and Phenolic Ring  
8" AWM B/W Leads 105°C  
75W-125V



**80-1473** 1 1/4"  
w/Shoulder and Phenolic Ring  
24" 18/2 SPT-1 Brown Leads 105°C  
75W-125V



**90-1557** 1 1/4"  
w/Shoulder and Phenolic Ring  
8" AWM B/W Leads 105°C  
Pulled Thru 1/8 IP Inside Extrusion  
75W-125V



**80-1693** 1 1/4"  
w/Shoulder and Phenolic Ring  
6 Ft. 18/2 SPT-1 Brown Wire  
& Plug 105°C w/Brown  
Switch 21" from Socket  
75W-125V

### 3 Light Phenolic Threaded Candelabra Harness Sets



**80-1912** 1 1/4"  
with Shoulder and Phenolic Ring  
9" Centers 18" Tail  
AWM B/W Leads 150°C  
75W-125V



**80-1474** 1 1/4"  
with Shoulder and Phenolic Ring  
6" Centers 18" Tail  
18/2 SPT-1 105°C Brown  
75W-125V

### Rings for Threaded Candelabra Sockets



**80-1485**  
Brass Finish



**80-1486**  
Chrome Finish Ring



**80-1977**  
Phenolic Ring

### Candelabra European Style Sockets



**80-1094** Brown Phenolic  
**80-1650** White Phenolic  
4 Piece, Full Uno Thread and Ring  
1/8 IP Screw Terminals  
75W-125V



**80-1095** 4 Piece  
1/2 Uno Thread and Ring  
w/Shoulder 1/8 IP  
Screw Terminals  
75W-125V



**80-1311** 3 Piece  
Smooth  
1/8 IP  
Screw Terminals  
75W-125V



## Candelabra – Porcelain Sockets w/Paper Liner



**80-1090** 1 3/4"  
Screw Terminals  
1/8 IP Inside Extrusion  
Double Leg  
75W-125V



**80-1091** 2"  
Screw Terminals  
1/8 IP Inside Extrusion  
Double Leg  
75W-125V




**80-1092**  
Adjustable Leg 3 1/2"-4 5/8"  
Screw Terminals  
1/8 IP Outside Extrusion  
Double Leg  
75W-125V



**80-1653** 1 3/4"  
24" #18 UL 1015 B/W Leads 105°C  
1/8 IP-Inside Extrusion Double Leg  
75W-125V

## Twin Socket Cluster



**80-1654** 4 1/2"  
24" #18 UL 1015 B/W Leads 105°C  
1/8 IP-Inside Extrusion Double Leg  
75W-125V

## Intermediate Base Porcelain Sockets



**90-1554** 1 3/4"  
Screw Terminals  
1/8 IP Inside Extrusion  
Single Leg  
75W-250V



**90-1555** 1 3/4"  
1/8 IP Inside Extrusion  
8" AWM B/W 105°C Leads  
Pulled Thru Single Leg  
75W-250V

*Threaded G-9 Sockets*



**80-1582**  
 Porcelain Socket  
 Push-In Terminals  
 1/8 IP Hickey Inside Extrusion  
 Double Leg



**80-1589** 21" Leads  
**80-1590** 72" Leads  
 Porcelain Socket w/Ring  
 UL 10362 Leads  
 1/8 IP Hickey Inside Extrusion  
 Double Leg

*Halogen Double Loop  
 G-9 Socket 120V*



**80-1500**  
 Phenolic Socket  
 20" UL 1430 B/W Leads  
 1/8 IP Bushing

*G-9 Socket Accessories*



**S4614**  
 G-9 Bulb



**80-1591**  
 Tubular Clear Glass  
 with Threads



**80-1583**  
 Chrome Ring  
 to Stop Tubular Glass

## Porcelain

SOCKETS & LAMP HOLDERS

### Porcelain Halogen Sockets




**90-1553**

Round Halogen Socket  
1/8 IP Hickey  
G4-GX5.3-GY6.35 Base  
8" SF-1 200°C Leads  
1000W-250V



**90-1590**

Round Halogen Socket  
G4-GX5.3-GY6.35 Base  
6" SF-1 200°C Leads  
750W-250V



**80-1668**

Round Analog Socket  
GX5.3-GY6.35 Base  
8" SF-1 200°C Leads  
75W-125V



**80-1813**

Halogen Socket w/Metal  
Plate & 2 Mounting Holes  
GX5.3 Base  
8" 180°C Leads  
750W-250V



**80-1816**

G7 Halogen Socket  
6" 18 GA 200°C  
Teflon Wire  
1000W-250V



**90-475**

MR16 Socket  
GX5.3 Base  
6" SF-1 200°C Leads  
75W-250V



**90-1080**

Mini Can Halogen Socket  
Screw Mount Bracket  
E11 Base 6" SF-1 200°C Leads  
1,000W-250V



**80-1873**

G8 Porcelain  
Halogen Socket  
6" 200°C Leads  
1,000W-250V



**80-1796**

GU10 Socket  
1/8 IP Hickey  
6" SF-1 200°C Leads  
1,000W-250V



**90-1552**


Round Halogen Socket  
GU10 w/Mounting Holes  
6" SF-1 200°C Leads  
1,000W-250V




**90-1081**

Porcelain 4 Terminal  
Wire Connector  
1,000W-250V

### Porcelain Halogen Sockets



**90-1078**  
78mm Double Ended  
Halogen Socket  
R7S Base, 6" SF-1 200°C Leads  
1000W-250V



**90-1077**  
118mm Double Ended  
Halogen Socket  
R7S Base, 6" SF-1 200°C Leads  
500W-250V



**90-1561**  
Halogen Socket  
R7S Base, 6" SF-1 200°C Leads  
1,000W-250V



**90-474**  
Double Ended Halogen Socket Set  
R7S Base, 12" SF-1 200°C Leads  
500W-250V



**80-1742**  
G4 Wedge Type  
8" SF-1 200°C Leads  
1,000W-250V



**80-1741**  
G9 Porcelain Smooth Body  
U-Channel Hickey Push-in Wiring  
500W-250V



**80-1872**  
HID Socket  
G12 - 5KV 8" SF-2 Leads  
600W-1,000V

See pg. 121 for  
Additional Wire  
Connectors

### Porcelain Wire Connectors High Heat 300V



**90-1311**  
Small  
Rated Up to  
2 #18



**90-1312**  
Medium  
Rated Up to  
4 #18



**90-1313**  
Large  
Rated Up to  
6 #18

Metal • Phenolic

SOCKETS & LAMP HOLDERS

## Bayonet Base Double Contact Sockets



**90-1558**  
1/8 IP Nipple  
8" AWM B/W Leads 105°C Pulled Thru  
500W-125V



**90-1559**  
1/8 IP Nipple  
Angle Bracket  
8" AWM B/W Leads 105°C Pulled Thru  
500W-125V



**90-1560**  
Flat Mounting Bracket  
Screw Holes 1/4" CC  
8" AWM B/W Leads 105°C  
500W-125V

## Linear Sockets



**90-248**  
1 Base



**90-250**  
2 Base

## Linear Lamps – T10 S14S Base



**S4894** LN60 19 1/16" M.O.L.  
60W-125V



**S4895** LN150 39 1/16" M.O.L.  
150W-125V

## Medium Base



**90-1112**

Two Piece Medium Base  
Porcelain Sign Receptacle  
Screw Terminals  
660W-250V



**90-425**

Two Piece Medium Base  
Porcelain Sign Receptacle  
Screw Terminals  
660W-250V



**90-1111**

Two Piece Medium Base  
Porcelain Sign Receptacle  
8" AWM B/W Leads 105°C  
660W-250V



**90-449**

Medium Base, Snap-In  
Phenolic Sign Receptacle  
Lay-In Wiring-Twist Top  
660W-250V



**90-1113** Brown  
**90-2452** White

Medium Base Phenolic Receptacle  
w/Mounting Holes  
Screw Terminals  
660W-250V



**90-1097**

Rubber Coated  
Pigtail with 6" Leads  
660W-600V

## Porcelain Pony Cleat



**80-1748**

Screw Terminals - CSSNP  
660W-250V

## Miniature Base



**90-1076**

Miniature Base  
Plastic Receptacle  
75W-125V

## Candelabra Base



**90-532**

Candelabra Base  
Plastic Receptacle  
75W-125V

## Push Tab Lock GU24 – 4-Pin CFL



Electronic Self-Ballasted CFL Lampholders – Less Caps

SOCKETS & LAMP HOLDERS



**80-1710**

13W G24q-1 and GX24q-1  
Height: 2", 120VAC, 60Hz, 0.17A



**80-1711**

13W G24q-1 and GX24q-1 w/Ring  
Height: 2", 120VAC, 60Hz, 0.17A



**80-1869**

26W G24q-3 or GX24q-3  
Height: 2¾", 120VAC, 60Hz, 0.34A



**80-1712**

18W G24q-2 and GX24q-2  
Height: 2", 120VAC, 60Hz, 0.23A



**80-1713**

18W G24q-2 and GX24q-2 w/Ring  
Height: 2", 120VAC, 60Hz, 0.23A



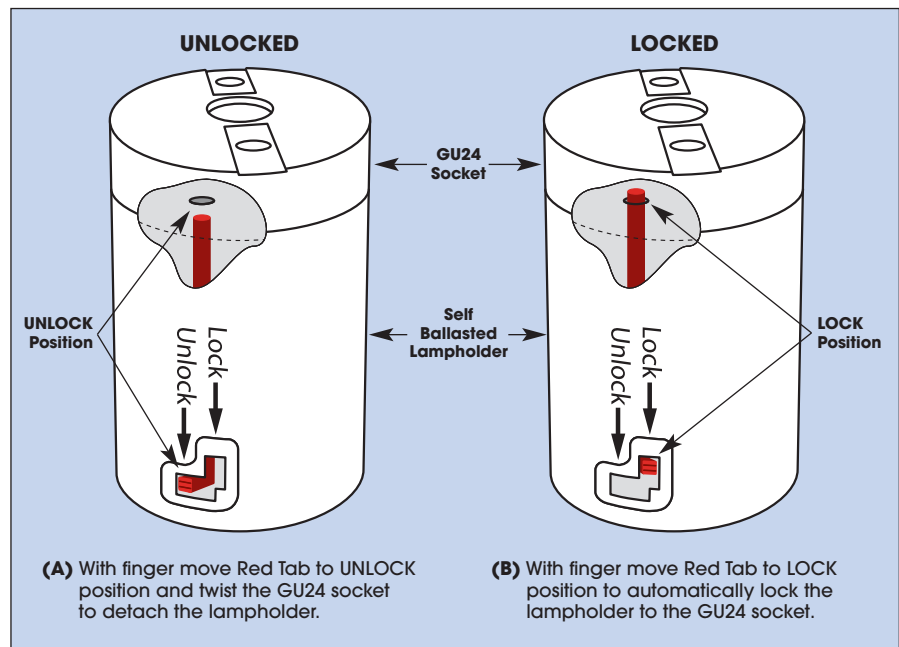
**80-1891**

32W G24q-4 or GX24q-4  
Height: 2¾", 120VAC, 60Hz, 0.34A

### TAB LOCKING GU24 SOCKET (pat. pending)

#### FEATURES:

- These are Self-Ballasted Lampholders, with electronic ballasts built in for CFLs.
- For use in dry, damp and wet locations.
- Withstand dielectric voltage test (Hi-Pot) at 1250V for one minute.
- Instant start
- Power Factor (PF) >50%.
- Ambient Temperature: -20°C ~ 50°C.
- Automatically protected from:
  - Poor contact between lamp & lampholder
  - Air leakage into bulb
  - Damaged bulb
- A quick-blow fuse is integrated into the lampholder to protect against power surges and the lampholder would have to be replaced when the fuse is blown.





**CFL Self Ballast GU24 – also for 4-Pin Ballast & Socket Combinations**

**SOCKETS & LAMP HOLDERS**



**80-1715**  
1/8IP Bushing, Height: 1/2",  
24" 18AWM 105° Leads



**80-1717**  
w/Ring U-Channel 1/8IP Hickey  
Height: 2", Screw Terminals



**80-1714**  
U-Channel 1/8IP Hickey, Height: 1 1/4",  
24" 18AWM 105° Leads



**80-1716**  
w/Ring U-Channel 1/8IP Hickey  
Height: 2", 24" 18AWM 105° Leads



**80-1720**  
Side Mount 1/8IP Hickey, Height: 1/2",  
24" 18AWM 105° Leads



**80-1721**  
w/Ring U-Channel 1/8IP Hickey, Height: 2",  
24" 18AWM 105° Leads w/24" Ground Wire Attached PTH

**CFL Self-Ballast GU24 Lamps**

- T2 Mini Spiral**  
**S8201** 9W-2700K  
**S8202** 11W-2700K  
**S8203** 13W-2700K

- T3 Mini Spiral**  
**S8204** 15W-2700K  
**S8205** 18W-2700K  
**S8206** 23W-2700K  
**S8207** 26W-2700K



**T2 Mini Spiral**

**T3 Mini Spiral**

**New! GU24 Socket Reducer**



**80-1888** Locking Function  
**90-2434** Removable Grip Function  
 Medium to GU24 Reducer  
 660W-250V



# ELECTRONIC SOCKET & BALLASTS



3 Step Safety Design GU24 – 4-Pin CFL – 120V / 277V



Electronic Self-Ballasted CFL Lampholders – Less Caps

SOCKETS & LAMP HOLDERS



Smooth Phenolic

**80-1846** 120VAC, 60Hz, 0.15A  
**80-1852** 277VAC, 60Hz, 0.15A  
 13W G24q-1 and GX24q-1  
 Height: 2"



Smooth Phenolic

**80-1847** 120VAC, 60Hz, 0.20A  
**80-1853** 277VAC, 60Hz, 0.20A  
 18W G24q-2 and GX24q-2  
 Height: 2"



Smooth Phenolic

**80-1848** 120VAC, 60Hz, 0.30A  
**80-1854** 277VAC, 60Hz, 0.30A  
 26W G24q-3 or GX24q-3  
 Height: 2"



Smooth Phenolic w/Ring

**80-1849** 120VAC, 60Hz, 0.15A  
**80-1855** 277VAC, 60Hz, 0.15A  
 13W G24q-1 and GX24q-1  
 Height: 2"



Smooth Phenolic w/Ring

**80-1850** 120VAC, 60Hz, 0.20A  
**80-1856** 277VAC, 60Hz, 0.20A  
 18W G24q-2 and GX24q-2  
 Height: 2"



Smooth Phenolic w/Ring

**80-1851** 120VAC, 60Hz, 0.30A  
**80-1857** 277VAC, 60Hz, 0.30A  
 26W G24q-3 or GX24q-3  
 Height: 2"

## 3 STEP SAFETY DESIGN GU24 SOCKET INSTRUCTIONS

**STEP 1** Turn the locking device on the ballast housing (B) to position "1" and insert the pins on the ballast housing (B) into the cap (A) of the GU24 lampholder & turn cap to the right to lock (Fig. 1 & 2).

**STEP 2** Set the locking device on the ballast housing (B) to position "2" and install the bulb (Fig. 3 & 4).

**STEP 3** Twist the bulb & locking device on the ballast housing (B) to position "3" to lock (Fig. 5).

**RE-LAMPING** Twist the bulb & locking device on the ballast housing to position "2" to remove & re-install the bulb. Twist the bulb & locking device on the ballast housing to position "3" to re-lock.

Figure 1




Figure 2

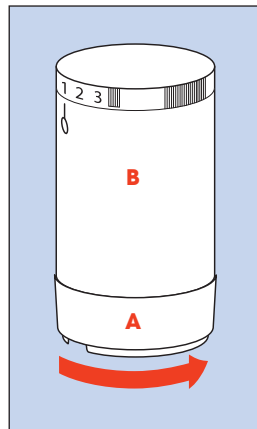


Figure 3

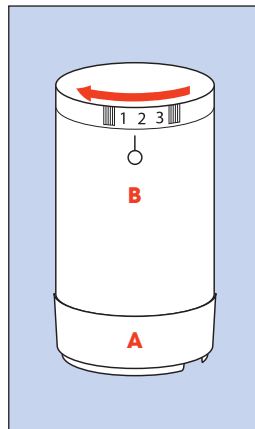


Figure 4

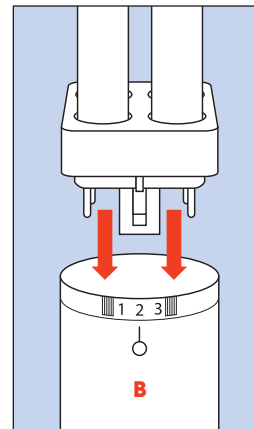
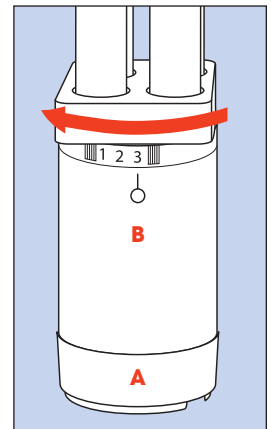


Figure 5





**3 Step Safety Design GU24 – 4-Pin Ballast & Socket Combinations – also for GU24 Self Ballasted**

**SOCKETS & LAMP HOLDERS**



**80-1858**

U-Channel 1/8IP Hickey, Height: 1 1/8",  
24" 18AWM 105° Leads



**80-1859**

1/8IP Bushing, Height: 3/4"  
24" 18AWM 105° Leads



**80-1860**

Snap Bracket, Height: 3/4"  
24" 18AWM 105° Leads



**80-1861**

L- Bracket, Height: 3/4"  
24" 18AWM 105° Leads



**80-1862**

Side Mount Bracket, Height: 3/4"  
24" 18AWM 105° Leads



**80-1863**

Double Snap Bracket, Height: 3/4"  
24" 18AWM 105° Leads

**CFL Self-Ballast GU24 Lamps**

**T2 Mini Spiral**

- S8201** 9W-2700K
- S8202** 11W-2700K
- S8203** 13W-2700K

**T3 Mini Spiral**

- S8204** 15W-2700K
- S8205** 18W-2700K
- S8206** 23W-2700K
- S8207** 26W-2700K



**T2 Mini Spiral**

**T3 Mini Spiral**

**New! GU24 Socket Reducer**



- 80-1888** Locking Function
  - 90-2434** Removable Grip Function
- Medium to GU24 Reducer  
660W-250V

With L-Bracket Cap *GU24 – 4-Pin CFL*



**80-1773**

13W L-Bracket Height: 2½"  
14" 105°C Leads  
G24q-1 and GX24q-1  
120VAC, 60Hz, 200MA



**80-1774**

18W L-Bracket Height: 2½"  
14" 105°C Leads  
G24q-2 and GX24q-2  
120VAC, 60Hz, 250MA



**80-1775**

26W L-Bracket Height: 2¾"  
14" 105°C Leads  
G24q-3 and GX24q-3  
120VAC, 60Hz, 350MA

**Ceiling Receptacles GU24 – Self Ballasted Lamp***GU24 Fluorescent Phenolic Receptacles with Screw Terminals***90-2467**

Keyless White Phenolic  
GU24 Ceiling Receptacle  
Screw Terminals  
75W-250V

See Page 72 for Accessory Item:

**90-2513** 6.2" White Lexan Lens

**90-2468**

White Phenolic GU24  
On-Off Pull-Chain  
Ceiling Receptacle  
Screw Terminals  
75W-250V

**90-2483**

White Phenolic GU24 On-Off  
Pull-Chain Ceiling Receptacle  
w/Grounded Outlet  
Screw Terminals  
75W-250V



# FLUORESCENT RECEPTACLES



## Pre-wired Ceiling Receptacles GU24 – Self Ballasted Lamp



### GU24 Fluorescent Phenolic Receptacles with Leads

#### 90-2469

Keyless White Phenolic  
GU24 Ceiling Receptacle  
6" AWM B/W Leads 105°C  
75W-250V



#### 90-2470

White Phenolic GU24  
On-Off Pull-Chain Ceiling Receptacle  
6" AWM B/W Leads 105°C  
75W-250V



#### 90-2484

White Phenolic GU24 On-Off Pull-Chain  
Ceiling Receptacle w/Grounded Outlet  
6" AWM B/W Leads 105°C  
75W-250V



### CFL Self-Ballast GU24 Lamps

#### T2 Mini Spiral

- S8201** 9W-2700K
- S8202** 11W-2700K
- S8203** 13W-2700K

#### T3 Mini Spiral

- S8204** 15W-2700K
- S8205** 18W-2700K
- S8206** 23W-2700K
- S8207** 26W-2700K



T2 Mini Spiral

T3 Mini Spiral

## Ceiling Receptacle GU24 w/Lexan Lens – for Self Ballasted Lamps

GU24 Fluorescent Pull Chain Receptacle & Lens (2-Piece Set)  
for Self Ballasted Lamps – 15W Maximum.



(2 Piece Set)

**90-2499**

GU24 Pull Chain Ceiling Receptacle w/Lens  
2 Knockouts 5.5" White Lens  
2 Piece Set



90-2499 (Shown Unassembled)

GU24 Fluorescent Keyless Receptacle & Lens (Sold Separately)  
for Self Ballasted Lamps – 15W Maximum.



(Base Only)

**90-2467**

GU24 Keyless Ceiling Receptacle  
Screw Terminals  
Base Only



(Lens Only)

**90-2513**


6.2" White Lexan Lens for  
GU24 Keyless Ceiling Receptacle  
Lens Only



90-2467/90-2513 (Shown Assembled)



### Socket – 2-Pin Lamps




**90-1540**  
Horizontal Snap-In  
G23–G23-2 Base  
For: CF5, 7, 9DS and CF9DD



**90-1541**  
Horizontal Screw Down  
G23–G23-2 Base  
For: CF5, 7, 9DS and CF9DD



**90-1542**  
Vertical Screw Down  
G23–G23-2 Base  
For: CF5, 7, 9DS and CF9D




**90-1543**  
Horizontal Snap-In  
GX23 and GX23-2 Base  
For: CF13DS and CF13DD




**90-1544**  
Horizontal Screw Down  
GX23 and GX23-2 Base  
For: CF13DS and CF13DD



**90-1545**  
Vertical Screw Down  
GX23 and GX23-2 Base  
For: CF13DS and CF13DD



**90-1547**  
18W Two-Pin Bottom Screw Down  
G24D-2 and GX24D-2 Base  
For: CF18DD and CF18DT



**90-1548**  
26W Two-Pin Bottom Screw Down  
G24D-3 and GX24D-3 Base  
For: CF26DD and CF26DT



**Socket – 2 & 4-Pin Lamps Rated 75W–600V**

**Socket – 2-Pin Lamps**



**80-1506**

13W 2-Pin Lampholder w/Uno Thread & Ring  
Height: 1 1/2", Push-In Terminals Solid Wire  
w/U Channel 1/8IP Hickey, GX23 Twin, GX23-2  
Quad  
75W-600V



**80-1227**

13W Bright Gilt Socket  
w/Fluorescent GX23 and GX23-2  
2-Pin Lampholder, Height: 2"  
75W-600V

**Socket – 4-Pin Lamp**



**80-1228**

13W Bright Gilt Socket  
w/Fluorescent G24Q and GX24Q-1  
4-Pin Lampholder, Height: 1 1/4"  
75W-600V

**SOCKETS & LAMP HOLDERS**



**2-Pin CFL**



**4-Pin CFL**

**Vertical Mount Socket – 4-Pin Lamps**



**90-1549**

13W Four-Pin Bottom Screw Down  
G24Q-1 and GX24Q-1 Base  
For: CF13DD/E and CF13DT/E  
Vertical Mount



**90-1550**

18W Four-Pin Bottom Screw Down  
G24Q-2 and GX24Q-2 Base  
For: CF18DD/E and CF18DT/E  
Vertical Mount



**90-1551**

26W Four-Pin Bottom Screw Down  
G24Q-3 and GX24Q-3 Base  
For: CF26DD/E and CF26DT/E  
Vertical Mount



**90-2498**

42W Four-Pin Bottom Screw Down  
G42Q-4 and GX24Q-4 Base  
For: CF42DD/E and CF42DT/E  
Vertical Mount



### T12 Slimline Single Pin Fluorescent Sockets



**80-1496** Plunger



**80-1497** Fixed

Shallow Base  
Slide-On Quick Wire for  
Wet and Damp Locations  
Rapid Start for 20 Gauge Panels  
Strip 3/8"-1/2"  
660W-600V

### T12(HO) High Output Fluorescent Sockets - Recessed Double Contact



**80-1498** Plunger



**80-1499** Fixed

Quickwire Terminals  
Accept Up to 18 Gauge  
Solid Or Tinned Leads  
Slide-On Shallow Base  
Rapid Start  
Strip 3/8"-1/2"  
660W-600V



**Medium & Tall Profile**

**SOCKETS & LAMP HOLDERS**

**Medium Profile**

*Rotary Locking T8-T12  
Used in Troffers  
and Wrap Fixtures  
for Retro Fit Kits  
and Replacement  
Snap Wing Mounting  
Made from Urea  
660W-600V*



**80-1252** Shunted for Instant Start Ballast Applications  
**80-1253** Rapid Start Applications



*Standard Twist-In  
Used in Troffers  
and Wrap Fixtures  
Slide-On Mounting  
Made from Urea  
660W-600V*

**80-1254** Rapid Start Applications, Slide-On Mounting  
20 Gauge Slots Upper and Lower  
**80-1255** Shunted for Instant Start Ballast Applications  
Slide-On Mounting, 20 Gauge Slots Upper  
and 18 Gauge Lower

*Twist-In T12 Shunted  
Dedicated T8 Lampholder  
w/T12 Stop  
Used in Troffers  
and Wrap Fixtures  
Slide-On Mounting  
20 Gauge Slots Upper  
and 18 Gauge Slots Lower  
Made from Urea  
660W-600V*



**80-1256** Shunted for Instant Start Ballast Applications



*U-Bend Straight In  
Used for 2x2 Troffers  
Slide-On Mounting  
20 Gauge Slots  
Upper and Lower  
Made from Urea  
660W-600V*

**80-1257** Rapid Start Applications  
**80-1258** Shunted for Instant Start Ballast Applications

**Tall Profile**



**80-1245** Shunted for Instant Start Ballast Applications  
**80-1246** Rapid Start Applications  
Tall Rotary Locking T8/T12  
Used in Troffers and Wrap Fixtures  
for Retro Fit Kits/Replacements  
Snap Wing Mounting  
Made from Urea 660W-600V



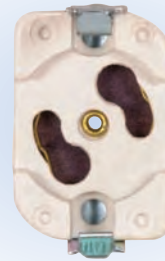
**80-1247** Tall Standard Twist-In  
Used in Strip Fixtures  
for Rapid Start Applications  
Slide-On Mounting  
20 Gauge Slots Upper and Lower  
Made from Urea 660W-600V



**80-1248** Tall Standard Twist-In  
Externally Shunted  
Used in Strip Fixtures  
for Instant Start Ballasts  
Slide-On Mounting  
20 Gauge Slots Upper  
and 18 Gauge Lower  
Made from Urea 660W-600V



**80-1249**  
*But-On Mounting  
T8 or T12 Lampholder  
Rapid Start Applications  
660W-600V*



**80-1250**  
*Fluorescent Starter Holder  
Snap-In Mounting Spring  
660W-250V*



**80-1251**  
*T5 Lampholder with 9" Leads  
for Retro Fit and Replacement  
Tall Right Angle Bracket  
120W-600V*



**80-1490**  
*Circle Connector-Quickwire  
Used with High Voltage  
Instant Starting Transformers  
Accepts 18AWG Leads  
Solid or Stranded w/Brass  
Alloy Contact  
660W-600V*

## Low Profile Long Twin Tube Lampholders 2G11 Lampholders



**80-1600**

Horizontal Snap-In Mounting  
Multiple Bottom Push-In Wiring Ports  
Metal-Spring Lamp Retainer Clip  
660W-600V



**80-1601**

Shunted Horizontal Snap-In Mounting  
for Electronic Ballasts  
Bottom Push-In Wiring  
660W-600V



**80-1602**

Shunted Vertical Snap-In Mounting  
for Electronic Ballasts  
Side Push-In Wiring  
Wireways Allow Routing on Top  
or Bottom of Mounting Panel  
660W-600V

## 2G11 Lamp Support Clips



**80-1603**

Clear Vertical Clip  
UV Stable Polycarbonate  
Panel Thickness .023 - .039 (0.58 -0.99)  
Max. Including paint



**80-1604**

Clear Horizontal Clip  
UV Stable Polycarbonate  
Panel Thickness .023 - .039 (0.58 -0.99)  
Max. Including paint

## 4-Pin Long Twin Tube Lampholder & Clips



**80-1605**

4-Pin Long Twin Tube Lampholder  
Molded White Thermosetting Urea  
Copper Alloy, Double-Edge Contacts  
Push-In Wiring  
Accepts 18AWG Leads - Solid, Solder  
Dipped or Twisted Tinned & Fused  
660W-600V



**80-1606**

Clear Plastic Horizontal Clip  
Panel Thickness .023 - .039 (0.58 -0.99)  
Max. Including paint