


Product Supplement

January 2014







✦ Table of Contents

| | | | |
|--------------------------------------|----|-------------------------------|----|
| Dazzle | 2 | Renovations | 51 |
| Club | 6 | Kensington Light Kit. | 51 |
| Indulge. | 10 | Rave Bath | 52 |
| Compass | 14 | Arise Bath | 54 |
| Equinox | 17 | Engage Bath. | 56 |
| Haven. | 18 | Bravo Bath | 58 |
| Cuddle | 19 | Gather Bath | 58 |
| Markor | 20 | Via. | 59 |
| Ashbury. | 21 | Loyal. | 60 |
| Bingo LED. | 22 | Scope. | 62 |
| Archie. | 24 | Promenade. | 63 |
| Entice. | 25 | Rush | 64 |
| Flirt. | 25 | Jack | 64 |
| Asset | 26 | Resort | 65 |
| Cantata | 34 | Pedigree | 66 |
| Invite | 38 | Ashmore | 66 |
| Five-light. | 44 | Derby | 66 |
| Joy/Bravo | 44 | Roman Coach | 67 |
| Academy & Fresnel Pendants | 45 | Poles. | 67 |
| LED Flush Mounts. | 46 | Mounting Accessory. | 67 |
| Random. | 48 | LED Undercabinet. | 68 |
| Melons | 49 | AC LED | 70 |
| Eclipse | 49 | 1000 Lumen LED | 71 |
| Maier | 50 | Index | 72 |
| Appeal. | 50 | | |
| Round Cloud | 50 | | |

CLEAR GLASS SHADES BEDAZZLED INSIDE WITH GLISTENING GLASS BEADS EVOKE A 19TH CENTURY NOSTALGIA IN THE DAZZLE COLLECTION. ELEGANT AND WELL DRESSED – WITH CERTAIN PANACHE – THE BRUSHED NICKEL FINISH ADDS WARMTH TO EACH FIXTURE WITH SLEEK QUARTZ INSPIRED PRISMS.



P4523-09



P4524-09



P3574-09

FIVE-LIGHT INVERTED PENDANT

P3574-09 Brushed Nickel
Size: 22" dia., 23-5/8" ht. Overall ht. w/chain 98"; wire 15'.
Lamps: Five candelabra base lamps, each 60w max.

THREE-LIGHT CHANDELIER

P4523-09 Brushed Nickel
Size: 23" dia., 22" ht. Overall ht. w/chain 96"; wire 15'.
Lamps: Three medium base lamps, each 100w max.

FIVE-LIGHT CHANDELIER

P4524-09 Brushed Nickel
Size: 26-3/4" dia., 25" ht. Overall ht. w/chain 99"; wire 15'.
Lamps: Five medium base lamps, each 100w max.



NINE-LIGHT CHANDELIER

P4525-09 Brushed Nickel

Two-tier.

Size: 35-3/4" dia., 32" ht. Overall ht. w/chain 106"; wire 15'.

Lamps: Nine medium base lamps, each 100w max.

CLEAR GLASS SHADES BEDAZZLED INSIDE WITH GLISTENING GLASS BEADS EVOKE A 19TH CENTURY NOSTALGIA IN THE DAZZLE COLLECTION. ELEGANT AND WELL DRESSED – WITH CERTAIN PANACHE – THE BRUSHED NICKEL FINISH ADDS WARMTH TO EACH FIXTURE.



P2050-09



P5017-09



P3576-09

WALL SCONCE
P2050-09 Brushed Nickel
 One-light.
 Size: 6-7/8" W., 17-5/8" ht.
 Extends 9-5/8".
 H/CTR 10-1/4".
 Lamp: One medium base
 lamp, 100w max.

FOUR-LIGHT FOYER
P3576-09 Brushed Nickel
 Size: 18" dia., 31-3/8" ht. Overall
 ht. w/chain 105"; wire 15".
 Lamps: Four medium base
 lamps, each 100w max.

MINI-PENDANT
P5017-09 Brushed Nickel
 Size: 9-3/4" dia., 16" ht. Overall
 ht. w/chain 90"; wire 10".
 Lamp: One medium base lamp,
 100w max.



THREE-LIGHT SEMI-FLUSH

P3572-09 Brushed Nickel

Chain and ceiling mounts both included.

Size: 14" dia., 12" ht. Overall ht. w/ chain 87"; wire 15'.

Lamp: Three medium base lamps, each 100w max.

FOUR-LIGHT LINEAR CHANDELIER

P4526-09 Brushed Nickel

Size: 36-1/8" L., 6-7/8" W., 23-3/4" ht. Overall ht. w/chain 98"; wire 15'.

Lamps: Four medium base lamps, each 100w max.

CLUB'S DECORATIVE DESIGN IS BOLD AND HANDSOME WITH ANTIQUE BRONZE IRON SCROLLS. CHISELED ANGULAR PRISMS BOAST A NATURAL PAINTED DISTRESSED PATTERN AND ACCENT THE LIGHTLY TEA-STAINED GLASS SHADES.



FIVE-LIGHT INVERTED PENDANT

P3625-20 Antique Bronze
Size: 22" dia., 23-5/8" ht. Overall ht. w/chain 98"; wire 15'.
Lamps: Five candelabra base lamps, each 60w max.

THREE-LIGHT CHANDELIER

P4527-20 Antique Bronze
Size: 23" dia., 22" ht. Overall ht. w/chain 96"; wire 15'.
Lamps: Three medium base lamps, each 100w max.

FIVE-LIGHT CHANDELIER

P4528-20 Antique Bronze
Size: 26-3/4" dia., 25" ht. Overall ht. w/chain 99"; wire 15'.
Lamps: Five medium base lamps, each 100w max.



P4529-20

NINE-LIGHT CHANDELIER

P4529-20 Antique Bronze

Two-tier.

Size: 35-3/4" dia., 32" ht. Overall ht. w/chain 106"; wire 15'.

Lamps: Nine medium base lamps, each 100w max.

CLUB'S DECORATIVE DESIGN IS BOLD AND HANDSOME WITH ANTIQUE BRONZE IRON SCROLLS. CHISELED ANGULAR PRISMS BOAST A NATURAL PAINTED DISTRESSED PATTERN AND ACCENT THE LIGHTLY TEA-STAINED GLASS SHADES.



WALL SCONCE
P2055-20 Antique Bronze
 One-light.
 Size: 6-7/8" W., 17-5/8" ht. Extends 9-5/8". H/CTR 10-1/4".
 Lamp: One medium base lamp, 100w max.

FOUR-LIGHT FOYER
P3626-20 Antique Bronze
 Size: 18" dia., 31-3/8" ht. Overall ht. w/chain 105"; wire 15'.
 Lamps: Four medium base lamps, each 100w max.

MINI-PENDANT
P5039-20 Antique Bronze
 Size: 9-3/4" dia., 16" ht. Overall ht. w/chain 90"; wire 10'.
 Lamp: One medium base lamp, 100w max.



THREE-LIGHT SEMI-FLUSH

P3615-20 Antique Bronze

Chain and ceiling mounts both included.

Size: 14" dia., 12" ht. Overall ht. w/stem 87"; wire 15'.

Lamp: Three medium base lamps, each 100w max.

FOUR-LIGHT LINEAR CHANDELIER

P4552-20 Antique Bronze

Size: 36-1/8" L., 6-7/8" W., 23-3/4" ht. Overall ht. w/chain 98"; wire 15'.

Lamps: Four medium base lamps, each 100w max.

THIS NEW - AND INDULGENT - CHANDELIER AND VANITY COLLECTION BY PROGRESS LIGHTING FEATURES CLEAR GLASS SHADES WITH ETCHED DETAILING ON THE INSIDE OF THE GLASS. A SINUOUS ANTIQUE BRONZE FINISHED FRAME HIGHLIGHTS CLEAR BOBECHEs AND FINIALS.



¹ Includes two 6" stems, one 12" stem, two 15" stems and 6 links of chain.

² Includes two 6" stems, four 12" stems and 6 links of chain.

THREE-LIGHT CHANDELIER ¹

P4088-20 Antique Bronze
Size: 20" dia., 20-1/2" ht. Overall ht. w/stem 86"; wire 15'.
Lamps: Three medium base lamps, each 100w max.

FIVE-LIGHT CHANDELIER ¹

P4089-20 Antique Bronze
Size: 26" dia., 22-5/8" ht. Overall ht. w/stem 88"; wire 15'.
Lamps: Five medium base lamps, each 100w max.

MINI-PENDANT ²

P5171-20 Antique Bronze
Size: 5" dia., 8-3/8" ht. Overall ht. w/stem 74"; wire 15'.
Lamp: One medium base lamp, 100w max.



P3820-20



P4188-20

**THREE-LIGHT INVERTED
PENDANT ¹**

P3820-20 Antique Bronze
Size: 20" dia., 22" ht. Overall ht.
w/stem 88"; wire 15'.
Lamps: Three medium base
lamps, each 100w max.

**FOUR-LIGHT LINEAR
CHANDELIER ³**

P4188-20 Antique Bronze
Size: 38" L., 5" W., 22-1/4" ht.
Overall ht. w/chain 88";
wire 15'.
Lamps: Four medium base
lamps, each 100w max.

³ Includes two 6" stems,
eight 12" stems and
(2) 6 links of chain.

THIS NEW - AND INDULGENT - CHANDELIER AND VANITY COLLECTION BY PROGRESS LIGHTING FEATURES CLEAR GLASS SHADES WITH ETCHED DETAILING ON THE INSIDE OF THE GLASS. A SINUOUS ANTIQUE BRONZE FINISHED FRAME HIGHLIGHTS CLEAR BOBECHEs AND FINIALS.



P3707-20

Hanging fixtures include two 6" stems, one 12" stem, two 15" stems and 6 links of chain.

TWO-LIGHT SEMI-FLUSH

P3707-20 Antique Bronze

Size: 15" dia., 11-1/4" ht.

Lamps: Two medium base lamps, each 100w max.

P4090-20



NINE-LIGHT CHANDELIER

P4090-20 Antique Bronze

Two-tier.

Size: 34" dia., 31-3/4" ht. Overall ht. w/stem 98"; wire 15'.

Lamps: Nine medium base lamps, each 100w max.



P3101-20



P3102-20



P3104-20



P3103-20



P3105-20

ONE-LIGHT BATH

P3101-20 Antique Bronze
Size: 5" W., 8-3/8" ht. Extends 7-3/8". H/CTR 5-3/4".
Lamp: One medium base lamp, 100w max.

TWO-LIGHT BATH

P3102-20 Antique Bronze
Size: 14-5/8" W., 8-3/8" ht. Extends 6-1/2". H/CTR 5-3/8".
Lamps: Two medium base lamps, each 100w max.

THREE-LIGHT BATH

P3103-20 Antique Bronze
Size: 24-1/4" W., 8-3/8" ht. Extends 6-1/2". H/CTR 5-3/8".
Lamps: Three medium base lamps, each 100w max.

FOUR-LIGHT BATH

P3104-20 Antique Bronze
Size: 33-7/8" W., 8-3/8" ht. Extends 6-1/2". H/CTR 5-3/8".
Lamps: Four medium base lamps, each 100w max.

FIVE-LIGHT BATH

P3105-20 Antique Bronze
Size: 43-1/2" W., 8-3/8" ht. Extends 6-1/2". H/CTR 5-3/8".
Lamps: Five medium base lamps, each 100w max.

FIND YOUR FRAME OF REFERENCE WITH PROGRESS LIGHTING'S COMPASS COLLECTION. A STUNNING ANTIQUE BRONZE FINISH WAS SELECTED FOR THE LINEAR DETAILS AND CIRCULAR ACCENTS, WHICH ENCOMPASS A CLEAR ORB, WHILE ETCHED OPAL WHITE GLASS SHADES COMPLETE THE FIXTURE.



P4705-20



P2046-20



P4707-20

¹ Hanging fixtures include one 6" stem, four 12" stems and 6 links of chain.

WALL BRACKET
P2046-20 Antique Bronze
 One-light.
 Size: 4-1/2" W., 11-5/8" ht.
 Extends 6". H/CTR 7-5/8".
 Lamp: One medium base lamp, 100w max.

THREE-LIGHT CHANDELIER ¹
P4705-20 Antique Bronze
 Size: 19" dia., 18" ht. Overall ht. w/stem 84"; wire 15'.
 Lamps: Three medium base lamps, each 100w max.

NINE-LIGHT CHANDELIER ¹
P4707-20 Antique Bronze
 Two-tier.
 Size: 35-3/4" dia., 28-3/4" ht. Overall ht. w/stem 95"; wire 15'.
 Lamps: Nine medium base lamps, each 100w max.



P3614-20



P5016-20



P4708-20

TWO-LIGHT SEMI-FLUSH

P3614-20 Antique Bronze

Size: 16" dia., 14" ht.

Lamps: Two medium base lamps, each 100w max.

FOUR-LIGHT LINEAR CHANDELIER ²

P4708-20 Antique Bronze

Size: 38" L., 4" W., 18-3/8" ht.

Overall ht. w/chain 84"; wire 15'.

Lamps: Four medium base lamps, each 100w max.

MINI-PENDANT ¹

P5016-20 Antique Bronze

Size: 5-7/8" dia., 9-5/8" ht. Overall ht. w/stem 76"; wire 10'.

Lamp: One medium base lamp, 100w max.

² Includes four 6" stems, eight 12" stems and (2) 6 links of chain.

FIND YOUR FRAME OF REFERENCE WITH PROGRESS LIGHTING'S COMPASS COLLECTION. A STUNNING ANTIQUE BRONZE FINISH WAS SELECTED FOR THE LINEAR DETAILS AND CIRCULAR ACCENTS, WHICH ENCOMPASS A CLEAR ORB, WHILE OPAL WHITE GLASS SHADES COMPLETE THE FIXTURE.



Includes one 6" stem, four 12" stems and 6 links of chain.

THREE-LIGHT INVERTED PENDANT

P3552-20 Antique Bronze
 Size: 22" dia., 27-1/4" ht. Overall ht. w/stem 93"; wire 15'.
 Lamps: Three medium base lamps, each 100w max.

FOUR-LIGHT FOYER

P3629-20 Antique Bronze
 Size: 18" dia., 28" ht. Overall ht. w/stem 94"; wire 15'.
 Lamps: Four medium base lamps, each 100w max.

FIVE-LIGHT CHANDELIER

P4706-20 Antique Bronze
 Size: 28" dia., 22-3/8" ht. Overall ht. w/stem 88"; wire 15'.
 Lamps: Five medium base lamps, each 100w max.

ELEMENTS  **Equinox**

Thomasville
L I G H T I N G .

INSPIRED BY ANCIENT ASTRONOMY
ARMILLARY SPHERES, EQUINOX PENDANTS
FEATURE FLEXIBLE INTERLOCKING RINGS.
INTERIOR ETCHED OPAL GLASS SHADE
ADDS A MODERN TWIST TO THE COLLECTION'S
TRADITIONAL STYLE.



P7086-104



P7077-104



P7078-104

Includes one 6" stem and four 12" stems.



See Progress Catalog for matching fixtures.

ONE-LIGHT FOYER
P7077-104 Polished Nickel
Size: 11-3/8" dia., 12-1/16" ht. Overall ht. w/chain 78"; wire 10'.
Lamp: One medium base lamp, 100w max.

ONE-LIGHT FOYER
P7078-104 Polished Nickel
Size: 16" dia., 16-3/4" ht. Overall ht. w/chain 83"; wire 10'.
Lamp: One medium base lamp, 100w max.

TWO-LIGHT FOYER
P7086-104 Polished Nickel
Size: 27-3/4" dia., 28-1/2" ht. Overall ht. w/chain 95"; wire 15'.
Lamps: Two medium base lamps, each 100w max.

HAVEN BY PROGRESS LIGHTING IS THE PERFECT INTERSECTION OF RECTILINEAR FORM AND CONTEMPORARY DETAILS. THE COLLECTION'S ARCHITECTURAL IRON FRAMEWORK IS FINISHED IN BRUSHED NICKEL AND EMBRACES ETCHED WHITE GLASS.



¹ Includes one 6" stems, four 12" stems and 6 links of chain.

² Includes two 6" stems, one 12" stems, two 15" stems and 6 links of chain.

ONE-LIGHT FOYER ²
P3921-09 Brushed Nickel
 Acrylic bottom diffuser.
 Size: 14" sq., 26-3/4" ht. Overall
 ht. w/stem 103"; wire 15'.
 Lamp: One medium base lamp,
 100w max.

FOUR-LIGHT LINEAR PENDANT ²
P3898-09 Brushed Nickel
 Acrylic bottom diffuser.
 Size: 34" L., 8" W., 8-3/4" ht. Overall
 ht. w/chain 73"; wire 10'.
 Lamps: Four medium base lamps,
 each 100w max.

CFL MINI-PENDANT ¹
P5134-09EBWB Brushed Nickel
 Acrylic bottom diffuser.
 Size: 7-1/2" sq., 11-3/4" ht.
 Overall ht. w/stem 79"; wire 10'.
 Lamp: One 13w squat GU24 CFL
 lamp. included.



LOFT Cuddle

CUDDLE IS COMPRISED OF A SCULPTURAL PLAY OF INTERSECTING SHAPES. A ROUND FRAME EMBRACES THE LAYERED ROUND SHADE. MYLAR EXTERIOR SHADE WITH LINEN INTERIOR SHADE. ACRYLIC DIFFUSER.



P5037-09



P5036-09



P5037-20



P5036-20

ONE-LIGHT PENDANT

P5036-09 Brushed Nickel
P5036-20 Antique Bronze
 Size: 16" dia., 9-1/4" ht. Overall
 ht. w/ one 6" stem 16-1/4";
 wire 10'.
 Lamp: One medium base lamp,
 100w max.

THREE-LIGHT PENDANT

P5037-09 Brushed Nickel
P5037-20 Antique Bronze
 Size: 22" dia., 7-1/4" ht. Overall
 ht. w/ one 6" stem 13-3/4";
 wire 10'.
 Lamps: Three medium base
 lamps, each 100w max.



*Includes one 6" stem,
 four 12" stems and
 6 links of chain.*

*See Progress Catalog for
 matching fixtures.*

THE NEW ADDITION TO THE MARKOR FAMILY FEATURES A CHIFFON SHADE WITH AN INSIDE TUCK TO CREATE A MAGICAL DIMENSION.

P8928-01 and P8929-01 shades and pendant kits are sold separately. 9" and 16" shades can be used only with pendant kit P5198. See page 54 in Catalog 130 for ordering information.



P8929-01
shown with
P5198-09 pendant kit



P8928-01
shown with
P5198-09 pendant kit

Pendant Kits for Markor Shades P8928-01 and P8929-01



ONE-LIGHT PENDANT KIT
P5198-09 Brushed Nickel
P5198-20 Antique Bronze
 One-light pendant kit for use with all shades. Includes two 6", one 12" and two 15" stems with 90° swivel. Size: 1-5/8" dia., 5-5/8" ht. Overall ht. w/stem and lamp 66"; wire 10'. Lamp: One medium base lamp, 75w max.

9" DRUM SHADE
P8928-01 Chiffon Ribbon Fabric
 Acrylic bottom diffuser.
 For use with P5198 only.
 Size: 9" dia., 8" ht.

16" DRUM SHADE
P8929-01 Chiffon Ribbon Fabric
 Acrylic bottom diffuser.
 For use with P5198 only.
 Size: 16" dia., 10" ht.

TRANSCEND  **Ashbury**

SLEEK QUARTZ-INSPIRED BOBECHEES
CREATE A TRADITIONAL STYLE WITH A
MODERN TWIST. THE CIRCULAR DETAILS
ARE HIGHLIGHTED BY A SILVER RIDGE
FINISH AND TEXTURED ANTIQUE LINEN
DOUBLE DRUM SHADES.



P4464-134

**NINE-LIGHT CHANDELIER****P4464-134** Silver Ridge

Two-tier.

Size: 36-3/4" dia., 33-1/2" ht.

Overall ht. w/chain 109";

wire 15'.

Lamps: Nine candelabra base
lamps, each 60w max.

See Progress Catalog for
matching fixtures.

OUR POPULAR BINGO COLLECTION IS NOW AVAILABLE IN LED 3000K.
 120V AC LED SOURCE DOES NOT REQUIRE AN ELECTRONIC DIMMER.
 DIMMABLE TO 10% BRIGHTNESS WITH MANY STANDARD DIMMERS.
 70.5 LUMENS PER WATT.
 DAMP LOCATION LISTED.



P3747-0930K
 shown ceiling-mounted



P3737-0930K
 shown ceiling-mounted



P3737-7430K
 shown ceiling-mounted



P3747-7430K
 shown ceiling-mounted



P3747-7430K
 shown wall-mounted

FIVE LIGHT WALL OR CEILING
P3737-0930K Brushed Nickel
P3737-7430K Venetian Bronze
 Wall and ceiling mount. Acrylic
 diffuser and distressed mirror glass.
 Size: 45-3/4" L., 24" W. 3-1/2" ht.
 Lamps: Five LED, each 17w.
 ADA



THREE-LIGHT WALL OR CEILING
P3747-0930K Brushed Nickel
P3747-7430K Venetian Bronze
 Wall and ceiling mount.
 Size: 24" L., 23" W., 3-3/8" ht.
 Lamps: Three LED, each 17w.
 ADA





P3756-0930K
shown wall-mounted



P3756-0930K
shown ceiling-mounted



P3756-7430K
shown ceiling-mounted



P3695-0930K
shown ceiling-mounted



P3695-7430K
shown ceiling-mounted

THREE-LIGHT LINEAR
P3695-0930K Brushed Nickel
P3695-7430K Venetian Bronze
 Wall and ceiling mount.
 Acrylic diffuser.
 Size: 40" L., 11-5/8" W. 3-3/8" ht.
 Lamps: Three LED, each 17w.
 ADA



progresslighting.com

ONE-LIGHT WALL OR CEILING
P3756-0930K Brushed Nickel
P3756-7430K Venetian Bronze
 Wall and ceiling mount.
 Size: 18-3/4" dia., 3-3/8" ht.
 Lamp: One LED, 17w.
 ADA



FINELY CRAFTED STRAP AND KNOB DETAILS
WITH DOUBLE PRISMATIC GLASS. HAND
RUBBED VENETIAN BRONZE AND POLISHED
CHROME FINISHES



P4624-15
shown chain hung



P4624-74
shown stem hung

*Includes two 12" stems
and two 6' of chain.*



*See Progress Catalog
for matching fixtures.*

LINEAR CHANDELIER

P4624-15 Polished Chrome

P4624-74 Venetian Bronze

Size: 30" L., 10-5/8" W., 12-3/4" ht.

Overall ht. w/chain 100"; wire 10'.

Lamps: Two medium base lamps,
each 100w max.

RELAX | Flirt

SLIM OPAL GLASS SHADES WITH A HINT OF CURVE ACCENTED BY UNDULATING FORMS AND FLOWING ARMS FOR A SASSY APPEAL.

THREE-LIGHT PENDANT

P5132-20 Antique Bronze
 Size: 21-1/2" dia., 23-3/4" ht.
 Overall ht. w/stem 99"; wire 15'.
 Lamps: Three medium base lamps, each 100w max.



See Progress Catalog for matching fixtures.



P5132-20

GRACE | Entice

DIAMOND PATTERNED, CLEAR GLASS AND A BRIGHT POLISHED NICKEL FINISH ADD INTEREST AND INTRIGUE TO THE ENTICE COLLECTION'S MINIMAL DESIGN PROFILE. CHARM GUESTS WITH A STATEMENT PIECE IDEAL FOR A VARIETY OF ROOM SETTINGS.



P3627-104



P5041-104



P5115-104

THREE-LIGHT CLOSE-TO-CEILING

P3627-104 Polished Nickel
 Size: 14-1/2" dia., 5-7/8" ht.
 Lamps: Three medium base lamps, each 60w max.

MINI-PENDANT

P5041-104 Polished Nickel
 Size: 6" dia., 6-3/4" ht. Overall ht. w/stem 75"; wire 10'.
 Lamp: One medium base lamp, 100w max.

ONE-LIGHT PENDANT

P5115-104 Polished Nickel
 Size: 12-1/2" dia., 6-1/2" ht. Overall ht. w/stem 75"; wire 10'.
 Lamp: One medium base lamp, 100w max.

Hanging fixtures include one 6" stem, four 12" stems and 6 links of chain.

DESIGNED TO SERVE AS A STYLE ASSET FOR INTERIOR SETTINGS, THIS NEW COLLECTION FEATURES A SMART PROFILE THAT HIGHLIGHTS HOME DÉCOR ELEMENTS. AVAILABLE IN ENERGY STAR OR INCANDESCENT VERSIONS, ASSET BY PROGRESS LIGHTING IS AVAILABLE IN ANTIQUE BRONZE OR BRUSHED NICKEL FINISHES WITH ETCHED GLASS SHADES



FIVE-LIGHT CHANDELIER
P4172-09 Brushed Nickel
P4172-20 Antique Bronze
Size: 24" dia., 23" ht. Overall ht. w/stem 89"; wire 10'.
Lamps: Five medium base lamps, each 100w max.

FIVE-LIGHT CHANDELIER
P4172-09WB Brushed Nickel
P4172-20WB Antique Bronze
Size: 24" dia., 23" ht. Overall ht. w/stem 89"; wire 10'.
Lamps: Five 13w GU24 CFL, included.





P4173-20
P4173-20WB



P4173-09
P4173-09WB



NINE-LIGHT CHANDELIER

P4173-09 Brushed Nickel
P4173-20 Antique Bronze

Two-tier.

Size: 30-3/4" dia., 32-5/8" ht. Overall ht. w/stem 99"; wire 10'.

Lamps: Nine medium base lamps, each 100w max.

NINE-LIGHT CHANDELIER

P4173-09WB Brushed Nickel
P4173-20WB Antique Bronze

Two-tier.

Size: 30-3/4" dia., 32-5/8" ht. Overall ht. w/stem 99"; wire 10'.

Lamps: Nine 13w GU24 CFL, included.

Includes one 6" stem, four 12" stems and 6 links of chain.



DESIGNED TO SERVE AS A STYLE ASSET FOR INTERIOR SETTINGS, THIS NEW COLLECTION FEATURES A SMART PROFILE THAT HIGHLIGHTS HOME DÉCOR ELEMENTS. AVAILABLE IN ENERGY STAR OR INCANDESCENT VERSIONS, ASSET BY PROGRESS LIGHTING IS AVAILABLE IN ANTIQUE BRONZE OR BRUSHED NICKEL FINISHES WITH ETCHED GLASS SHADES



P3676-09
P3676-09WB



P3676-09
P3676-09WB



P3676-20
P3676-20WB



P3676-20
P3676-20WB

¹ Includes one 6" stem, four 12" stems and 6 links of chain.

TWO-LIGHT SEMI-FLUSH

P3676-09 Brushed Nickel

P3676-20 Antique Bronze

Stem and ceiling mounts both included.

Size: 13" dia., 8-5/8" ht. Overall ht. w/stem 75"; wire 10'.

Lamp: Two medium base lamps, each 100w max.

TWO-LIGHT SEMI-FLUSH

P3676-09WB Brushed Nickel

P3676-20WB Antique Bronze

Stem and ceiling mounts both included.

Size: 13" dia., 8-5/8" ht. Overall ht. w/stem 75"; wire 10'.

Lamps: Two 13w GU24 CFL, included.



P3949-09
P3949-09WB



P3949-20
P3949-20WB



P3961-20
P3961-20WB



P3961-09
P3961-09WB

THREE-LIGHT INVERTED PENDANT

P3949-09 Brushed Nickel
P3949-20 Antique Bronze
Size: 18" dia., 21-7/8" ht. Overall
ht. w/stem 88"; wire 10'.
Lamps: Three medium base
lamps, each 100w max.

THREE-LIGHT INVERTED PENDANT

P3949-09WB Brushed Nickel
P3949-20WB Antique Bronze
Size: 18" dia., 21-7/8" ht. Overall
ht. w/stem 88"; wire 10'.
Lamps: Three 13w GU24 CFL,
included.



THREE-LIGHT FOYER

P3961-09 Brushed Nickel
P3961-20 Antique Bronze
Size: 16" dia., 27-7/8" ht. Overall
ht. w/stem 95"; wire 10'.
Lamps: Three medium base
lamps, each 100w max.

THREE-LIGHT FOYER

P3961-09WB Brushed Nickel
P3961-20WB Antique Bronze
Size: 16" dia., 27-7/8" ht. Overall
ht. w/stem 95"; wire 10'.
Lamps: Three 13w GU24 CFL,
included.



DESIGNED TO SERVE AS A STYLE ASSET FOR INTERIOR SETTINGS, THIS NEW COLLECTION FEATURES A SMART PROFILE THAT HIGHLIGHTS HOME DÉCOR ELEMENTS. AVAILABLE IN ENERGY STAR OR INCANDESCENT VERSIONS, ASSET BY PROGRESS LIGHTING IS AVAILABLE IN ANTIQUE BRONZE OR BRUSHED NICKEL FINISHES WITH ETCHED GLASS SHADES

P4171-20
P4171-20WB



P4171-09
P4171-09WB



P5064-09
P5064-09WB



P5064-20
P5064-20WB



THREE-LIGHT CHANDELIER ¹

P4171-09 Brushed Nickel
P4171-20 Antique Bronze
Size: 20" dia., 19-3/4" ht. Overall ht. w/stem 87"; wire 10'.
Lamps: Three medium base lamps, each 100w max.

THREE-LIGHT CHANDELIER ¹

P4171-09WB Brushed Nickel
P4171-20WB Antique Bronze
Size: 20" dia., 19-3/4" ht. Overall ht. w/stem 87"; wire 10'.
Lamps: Three 13w GU24 CFL, included.



MINI-PENDANT ¹

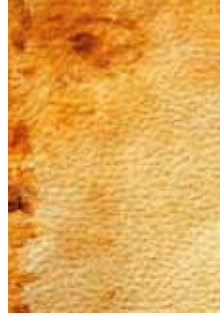
P5064-09 Brushed Nickel
P5064-20 Antique Bronze
Size: 5" dia., 7-7/8" ht. Overall ht. w/stem 74"; wire 10'.
Lamp: One medium base lamp, 100w max.

MINI-PENDANT ¹

P5064-09WB Brushed Nickel
P5064-20WB Antique Bronze
Size: 5" dia., 7-7/8" ht. Overall ht. w/stem 74"; wire 10'.
Lamp: One 13w GU24 CFL, included.



¹ Includes one 6" stem, four 12" stems and 6 links of chain.



P4239-09
P4239-09WB



P4239-20
P4239-20WB

**FOUR-LIGHT LINEAR
CHANDELIER ²**

P4239-09 Brushed Nickel
P4239-20 Antique Bronze
Size: 41" L., 5" W., 14-7/8" ht.
Overall ht. w/stem 81"; wire 10'.
Lamps: Four medium base lamps,
each 100w max.

**FOUR-LIGHT LINEAR
CHANDELIER ²**

P4239-09WB Brushed Nickel
P4239-20WB Antique Bronze
Size: 41" L., 5" W., 14-7/8" ht.
Overall ht. w/stem 81"; wire 10'.
Lamps: Four 13w GU24 CFL,
included.

² Includes two 6" stems,
eight 12" stems and (2) 6
links of chain.



DESIGNED TO SERVE AS A STYLE ASSET FOR INTERIOR SETTINGS, THIS NEW COLLECTION FEATURES A SMART PROFILE THAT HIGHLIGHTS HOME DÉCOR ELEMENTS. AVAILABLE IN ENERGY STAR OR INCANDESCENT VERSIONS, ASSET BY PROGRESS LIGHTING IS AVAILABLE IN ANTIQUE BRONZE OR BRUSHED NICKEL FINISHES WITH ETCHED GLASS SHADES



P2066-09
P2066-09WB



P2066-20
P2066-20WB



P2065-20
P2065-20WB



P2067-20
P2067-20WB



P2067-09
P2067-09WB



P2065-09
P2065-09WB

ONE-LIGHT BATH

P2065-09 Brushed Nickel
P2065-20 Antique Bronze
Size: 5-3/8" W., 10" ht.
Extends 7". H/CTR 5".
Lamp: One medium base lamp, 100w max.

ONE-LIGHT BATH

P2065-09WB Brushed Nickel
P2065-20WB Antique Bronze
Size: 5-3/8" W., 10" ht.
Extends 7". H/CTR 5".
Lamp: One 13w GU24 CFL, included.



TWO-LIGHT BATH

P2066-09 Brushed Nickel
P2066-20 Antique Bronze
Size: 14" W., 8" ht. Extends 7".
H/CTR 5-3/8".
Lamps: Two medium base lamps, each 100w max.

TWO-LIGHT BATH

P2066-09WB Brushed Nickel
P2066-20WB Antique Bronze
Size: 14" W., 8" ht. Extends 7".
H/CTR 5-3/8".
Lamps: Two 13w GU24 CFL, included.



THREE-LIGHT BATH

P2067-09 Brushed Nickel
P2067-20 Antique Bronze
Size: 23" W., 8" ht. Extends 7".
H/CTR 5-3/8".
Lamps: Three medium base lamps, each 100w max.

THREE-LIGHT BATH

P2067-09WB Brushed Nickel
P2067-20WB Antique Bronze
Size: 23" W., 8" ht. Extends 7".
H/CTR 5-3/8".
Lamps: Three 13w GU24 CFL, included.





P2069-20
P2069-20WB



P2068-09
P2068-09WB



P2068-20
P2068-20WB

FOUR-LIGHT BATH

P2068-09 Brushed Nickel

P2068-20 Antique Bronze

Size: 32" W., 8" ht. Extends 7".
H/CTR 5-3/8".

Lamps: Four medium base
lamps, each 100w max.

FIVE-LIGHT BATH

P2069-09 Brushed Nickel

P2069-20 Antique Bronze

Size: 41" W., 8" ht. Extends 7".
H/CTR 5-3/8".

Lamps: Five medium base
lamps, each 100w max.

*All fixtures on these pages
mount up or down.*

FOUR-LIGHT BATH

P2068-09WB Brushed Nickel

P2068-20 Antique Bronze

Size: 32" W., 8" ht. Extends 7".
H/CTR 5-3/8".

Lamps: Four 13w GU24 CFL,
included.

FIVE-LIGHT BATH

P2069-09WB Brushed Nickel

P2069-20 Antique Bronze

Size: 41" W., 8" ht. Extends 7".
H/CTR 5-3/8".

Lamps: Five 13w GU24 CFL,
included.



THE CANTATA COLLECTION IS INSPIRED BY ITS NAME – A SPANISH SONG. THE COMFORTABLE AND SIMPLISTIC DESIGN IS HIGHLIGHTED BY A BRUSHED NICKEL FINISH. ETCHED WHITE GLASS SHADES ILLUMINATE A ROOM WITH A SOFT GLOW.



P3216-09



P4039-09



P4005-09



P5139-09

WALL BRACKET

P3216-09 Brushed Nickel
One-light.
Size: 4-3/4" W., 12-7/8" ht.
Extends 7-1/8". H/CTR 4-1/2".
Lamp: One medium base lamp, 100w max.

THREE-LIGHT CHANDELIER

P4005-09 Brushed Nickel
Size: 17" dia., 19" ht. Overall ht. w/chain 94"; wire 15".
Lamps: Three candelabra base lamps, each 60w max.

NINE-LIGHT CHANDELIER

P4039-09 Brushed Nickel
Two-tier.
Size: 30-3/4" dia., 28" ht. Overall ht. w/chain 151"; wire 15".
Lamps: Nine candelabra base lamps, each 60w max.

MINI-PENDANT

P5139-09 Brushed Nickel
Includes two 12" and two 15" stems with 90° swivel.
Size: 4-1/2" dia., 7-1/4" ht.
Overall ht. w/stem 64"; wire 10".
Lamp: One medium base lamp, 100w max.



P3440-09



P3440-09



P3853-09



P4006-09



P3814-09

TWO-LIGHT FOYER

P3440-09 Brushed Nickel
Chain and ceiling mounts both included.
Size: 15-3/4" dia., 12-3/8" ht.
Overall ht. w/chain 87"; wire 15'.
Lamps: Two medium base lamps, each 100w max.

THREE-LIGHT FOYER

P3814-09 Brushed Nickel
Size: 20" dia., 23-1/2" ht. Overall ht. w/chain 98-1/2"; wire 15'.
Lamps: Three medium base lamps, each 100w max.

TWO-LIGHT CLOSE-TO-CEILING

P3853-09 Brushed Nickel
Size: 15-3/4" dia., 7-1/4" ht.
Lamps: Two medium base lamps, each 75w max.

FIVE-LIGHT CHANDELIER

P4006-09 Brushed Nickel
Size: 23" dia., 22-1/2" ht. Overall ht. w/chain 98"; wire 15'.
Lamps: Five candelabra base lamps, each 60w max.



THE CANTATA COLLECTION IS INSPIRED BY ITS NAME – A SPANISH SONG. THE COMFORTABLE AND SIMPLISTIC DESIGN IS HIGHLIGHTED BY A BRUSHED NICKEL FINISH. ETCHED WHITE GLASS SHADES ILLUMINATE A ROOM WITH A SOFT GLOW.

P4040-09

**TWENTY-LIGHT CHANDELIER****P4040-09** Brushed Nickel

Three-tier.

Size: 42" dia., 39-5/8" ht. Overall ht. w/chain 163"; wire 15'.

Lamps: Twenty candelabra base lamps, each 60w max.



P3222-09



P3216-09



P3248-09



P3249-09

ONE-LIGHT BATH

P3216-09 Brushed Nickel
 Size: 4-3/4" W., 12-7/8" ht.
 Extends 7-1/8".
 Lamp: One medium base lamp, 100w max.

TWO-LIGHT BATH

P3222-09 Brushed Nickel
 Size: 13" W., 9-1/4" ht.
 Extends 7-1/4".
 Lamps: Two medium base lamps, each 100w max.

THREE-LIGHT BATH

P3248-09 Brushed Nickel
 Size: 21-1/2" W., 9-1/4" ht.
 Extends 7-1/4".
 Lamps: Three medium base lamps, each 100w max.

FOUR-LIGHT BATH

P3249-09 Brushed Nickel
 Size: 29-7/8" W., 9-1/4" ht.
 Extends 7-1/4".
 Lamps: Four medium base lamps, each 100w max.

HERE IS YOUR INVITATION TO UNDERSTATED ELEGANCE. INVITE FEATURES ICONIC SCROLL ARMS AND DUAL-LAYER ETCHED GLASS AND MYLAR DRUM SHADES. OPTIONAL CLEAR CYLINDRICAL FINIALS OFFER HIGH STYLE – BUT AT AN INVITING PRICE POINT.



P4695-20



P4696-09



P4696-20



P4695-09

THREE-LIGHT CHANDELIER

P4695-09 Brushed Nickel
P4695-20 Antique Bronze
 Etched glass with silk mylar shade.
 Size: 22" dia., 19-3/4" ht. Overall ht. w/stem 86"; wire 12'.
 Lamps: Three medium base lamps, each 100w max.

FIVE-LIGHT CHANDELIER

P4696-09 Brushed Nickel
P4696-20 Antique Bronze
 Etched glass with silk mylar shade.
 Size: 25-1/4" dia., 20-3/4" ht. Overall ht. w/stem 87"; wire 12'.
 Lamps: Five medium base lamps, each 100w max.



P3964-09



P3964-09
shown without
optional finial



P3694-20
shown without
optional finial



P3694-20
shown without
optional finial



P3693-09



P5110-09



P5110-20



P3693-20

TWO-LIGHT CLOSE-TO-CEILING

P3693-09 Brushed Nickel
P3693-20 Antique Bronze
 Etched glass with silk mylar shade.
 Size: 12" dia., 5-3/8" ht.
 Lamps: Two medium base lamps,
 each 60w max.

THREE-LIGHT SEMI-FLUSH

P3694-09 Brushed Nickel
P3694-20 Antique Bronze
 Etched glass with silk mylar shade.
 Stem and ceiling mounts both
 included.
 Size: 15" dia., 5-1/4" ht. Overall ht.
 w/stem 71"; wire 12'.
 Lamps: Three medium base lamps,
 each 100w max.

MINI-PENDANT

P5110-09 Brushed Nickel
P5110-20 Antique Bronze
 Etched glass with silk mylar shade.
 Size: 6-1/2" dia., 7-3/8" ht. Overall
 ht. w/stem 74"; wire 10'.
 Lamp: One medium base lamp,
 100w max.

*All hanging fixtures
 include one 6", four 12"
 stems and six links of
 chain.*

ICONIC SCROLL ARMS AND DUAL-LAYER ETCHED GLASS AND MYLAR DRUM SHADES. OPTIONAL CLEAR CYLINDRICAL FINIALS OFFER HIGH STYLE.



P4697-09



P4697-20



P2041-09



P2041-20

WALL BRACKET

P2041-09 Brushed Nickel
P2041-20 Antique Bronze
 One-light. Etched glass with silk mylar shade.
 Size: 6-1/2" W., 11-1/2" ht.
 Extends 8-1/4". H/CTR 3-3/4".
 Lamp: One medium base lamp, 100w max.

NINE-LIGHT CHANDELIER

P4697-09 Brushed Nickel
P4697-20 Antique Bronze
 Two-tier. Etched glass with silk mylar shade.
 Size: 35-5/8" dia., 26-1/2" ht. Overall ht. w/stem 92"; wire 15'.
 Lamps: Nine medium base lamps, each 100w max.



P5047-20



P5046-20



P5047-09



P5046-09

TWO-LIGHT FOYER PENDANT

P5046-09 Brushed Nickel
P5046-20 Antique Bronze
 Etched glass with silk mylar shade.
 Size: 14" dia., 30-1/4" ht. Overall
 ht. w/stem 96"; wire 15'.
 Lamps: Two medium base T10
 lamps, each 60w max.

FOUR-LIGHT PENDANT

P5047-09 Brushed Nickel
P5047-20 Antique Bronze
 Etched glass with silk mylar shade.
 Size: 20" dia., 25" ht. Overall ht.
 w/stem 93"; wire 12'.
 Lamps: Four medium base
 lamps, each 100w max.

*All hanging fixtures
 include one 6", four 12"
 stems and six links of
 chain.*

INVITE UNDERSTATED ELEGANCE INTO YOUR HOME WITH AFFORDABLE STYLE. DUAL-LAYER ETCHED GLASS AND MYLAR DRUM SHADES. OPTIONAL CLEAR CYLINDRICAL FINIALS OFFER HIGH STYLE.



P2081-09



P2081-20



P2078-20



P2078-09

ONE-LIGHT BATH

P2041-09 Brushed Nickel

P2041-20 Antique Bronze
Etched glass with silk mylar shade.

Size: 6-1/2" W., 11-1/2" ht.
Extends 8-1/4". H/CTR 3-3/4".
Lamp: One medium base lamp, 100w max.

TWO-LIGHT BATH

P2078-09 Brushed Nickel

P2078-20 Antique Bronze
Etched glass with silk mylar shade.

Size: 14-1/2" W., 7-3/8" ht.
Extends 7-1/2". H/CTR 4-7/8".
Lamps: Two medium base lamps, each 100w max.

THREE-LIGHT BATH

P2079-09 Brushed Nickel

P2079-20 Antique Bronze
Etched glass with silk mylar shade.

Size: 23-1/2" W., 7-3/8" ht.
Extends 7-1/2". H/CTR 4-7/8".
Lamps: Three medium base lamps, each 100w max.

FOUR-LIGHT BATH

P2080-09 Brushed Nickel

P2080-20 Antique Bronze
Etched glass with silk mylar shade.

Size: 32-1/2" W., 7-3/8" ht.
Extends 7-1/2". H/CTR 4-7/8".
Lamps: Four medium base lamps, each 100w max.

FIVE-LIGHT BATH

P2081-09 Brushed Nickel

P2081-20 Antique Bronze
Etched glass with silk mylar shade.

Size: 41-1/2" W., 7-3/8" ht.
Extends 7-1/2". H/CTR 4-7/8".
Lamps: Five medium base lamps, each 100w max.



P2079-09



P2041-09



P2079-20



P2041-20



P2080-09



P2080-20

*All fixtures on these pages
mount up or down.*

ELEMENTS  **Five-light**

UPDATED TRADITIONAL FEEL WITH OFF WHITE LINEN DRUM SHADE TO COORDINATE WITH A VARIETY OF COLLECTIONS, INCLUDING INSPIRE, GATHER AND HEART.

FIVE-LIGHT CHANDELIER

P4217-09 Brushed Nickel

P4217-20 Antique Bronze

Size: 21-5/8" dia., 21-1/8"

ht. Overall ht. w/chain 66";

wire 10'.

Lamps: Five candelabra base lamps, each 60w max.



TRANSCEND  **Pendant**

SOFT ETCHED GLASS STEM-HUNG PENDANT COORDINATES WITH JOY, BRAVO AND MANY OTHER FAMILIES.

ONE-LIGHT PENDANT

P5193-09 Brushed Nickel

P5193-20EUL Antique Bronze

with etched amber linen glass

P5193-20ETUM Antique Bronze

with etched amber glass

Size: 19-1/2" dia. 8-5/8" ht.

Overall ht. w/chain 95"; wire 10".

Lamp: One medium base lamp, 100w max.

Includes two 6" stems and 6' of chain.





PENDANTS WITH CLASSIC STYLING FEATURE CLEAR SEEDED GLASS WITH POLISHED CHROME FINISH OR CLEAR LIGHT UMBER SEEDED GLASS WITH ANTIQUE BRONZE FINISH.

MINI-PENDANT ²

P5097-15 Polished Chrome

P5097-20 Antique Bronze

Size: 5-3/8" dia., 7" ht. Overall ht. w/stem 73"; wire 10'.

Lamp: One G9 base halogen lamp, 35w max.

ONE-LIGHT PENDANT ¹

P5137-15 Polished Chrome

P5137-20 Antique Bronze

Size: 8" dia., 9" ht. Overall ht. w/stem 75"; wire 10'.

Lamp: One medium base lamp, 100w max.

ONE-LIGHT PENDANT ¹

P5138-15 Polished Chrome

P5138-20 Antique Bronze

Size: 12" dia., 12-3/4" ht. Overall ht. w/stem 79"; wire 10'.

Lamp: One medium base lamp, 100w max.

¹ Includes two 6" stems, one 12" stem, two 15" stems and 6 links of chain.

² Includes one 6" stem, four 12" stems and 6 links of chain.



CELEBRATING INDUSTRIAL ROOTS IN FORM AND FUNCTION, THIS ONE-LIGHT MINI-PENDANT FEATURES AN ANTIQUE-INSPIRED FRESNEL GLASS LENS.

ONE-LIGHT PENDANT

P5050-09 Brushed Nickel

P5050-108 Oil Rubbed Bronze

Size: 6-1/8" dia., 6-1/4" ht. Overall ht. w/stem 72"; wire 10'.

Lamp: One medium base lamp, 60w max.

Includes two 6" stems, four 12" stem and 6 links of chain.



LED ENERGY STAR Flush Mounts



- 120V AC LED source
- 1195 lumen source
- 70.5 lumens/watt
- 3000K color temperature
- Dimmable to 10% brightness with many standard dimmers
- TM-21 42,000 hr. life
- Damp location listed

ETCHED GLASS

| Product No. | Finish | Description | Size | Lamp(s) | |
|--|----------------------------------|-------------|-----------------------------|----------|--|
| P2300-09ET30K P2300-20ET30K | Brushed Nickel Antique Bronze | One-light | 11" dia., 4-1/4" ht. | LED, 17w | |
| P2301-09ET30K P2301-20ET30K | Brushed Nickel Antique Bronze | One-light | 12-1/2" dia., 4-1/2" ht. | LED, 17w | |



ETCHED OR UMBER GLASS



| Product No. | Finish | Description | Size | Lamp(s) | |
|--|--|-------------|-----------------------------|----------|--|
| P2302-09ET30K P2302-20ET30K P2302-20ETUM30K | Brushed Nickel Antique Bronze Antique Bronze w/etched umber glass | One-light | 11" dia., 4" ht. | LED, 17w | |
| P2303-09ET30K P2303-20ET30K P2303-20ETUM30K | Brushed Nickel Antique Bronze Antique Bronze w/etched umber glass | One-light | 13-1/4" dia., 4-3/4" ht. | LED, 17w | |





WHITE RIBBED GLASS

PROGRESS **LED**

| Product No. | Finish | Description | Size | Lamp(s) |
|----------------------|----------------|-------------|---------------|---|
| P2304-09ET30K | Brushed Nickel | One-light | 11-3/8" dia., | LED, 17w |
| P2304-20ET30K | Antique Bronze | | 5-3/4" ht. |  |
| P2304-30ET30K | White | | | |
| P2305-09ET30K | Brushed Nickel | One-light | 13" dia., | LED, 17w |
| P2305-20ET30K | Antique Bronze | | 6-3/4" ht. |  |
| P2305-30ET30K | White | | | |



P2304-30ET30K



P2304-09ET30K



P2304-20ET30K



P2305-09ET30K










P2305-20ET30K



P2305-30ET30K

★ Random Collection

ENERGY STAR. ETCHED, ETCHED UMBER OR ALABASTER GLASS.
DAMP LOCATION LISTED.

| Product No. | Finish | Description | Size | Lamp(s) | |
|--------------------|-----------------|--|---|---------------------------|---|
| P3426-15WB* | Polished Chrome | Two-light semi flush w/etched glass | 12-3/4" dia., 11-3/8" ht. Overall ht. w/stem 86" | 2 13w GU24 CFL (included) |  |
| P3642-15WB | Polished Chrome | Two-light w/ etched glass | 14" dia., 6-5/8" ht. | 2 13w GU24 CFL (included) |  |
| P3527-20WB | Antique Bronze | Three-light w/light etched umber glass | 16-1/2" dia., 6-3/8" ht. | 3 13w GU24 CFL (included) |  |
| P3602-20WB | Antique Bronze | Three-light w/linen etched umber glass | 16-1/2" dia., 6-3/8" ht. | 3 13w GU24 CFL (included) |  |
| P3803-09WB | Brushed Nickel | Three-light w/ alabaster glass | 16-1/2" dia., 6-3/8" ht. | 3 13w GU24 CFL (included) |  |
| P3803-20WB | Antique Bronze | | | | |
| P3804-09WB | Brushed Nickel | Three-light w/ etched glass | 16-1/2" dia., 6-3/8" ht. | 3 13w GU24 CFL (included) |  |
| P3804-15WB | Polished Chrome | | | | |
| P3804-20WB | Antique Bronze | | | | |
| P3997-15WB | Polished Chrome | One-light w/ etched glass | 11" dia., 5-3/8" ht. | 1 13w GU24 CFL (included) |  |

* Fixture includes mounting hardware for both stem and ceiling mount, two 6" stems and 60" chain



P3642-15WB



P3997-15WB



P3804-15WB



P3426-15WB



P3426-15WB



P3804-20WB



P3527-20WB



P3602-20WB



P3803-20WB



P3803-09WB



★ Melon

ETCHED WHITE GLASS. DAMP LOCATION LISTED.

| Product No. | Finish | Description | Size | Lamp(s) |
|-------------|--------------|-----------------------------|--------------------------|--------------------|
| P3924-80 | Forged Black | One-light w/ etched glass | 11-3/8" dia., 5-1/2" ht. | 1 medium base, 60w |
| P3925-80 | Forged Black | Two-light w/ etched glass | 13-1/4" dia., 5-7/8" ht. | 2 medium base, 75w |
| P3926-80 | Forged Black | Three-light w/ etched glass | 15-1/4" dia., 6-5/8" ht. | 3 medium base, 60w |



P3924-80



P3925-80



P3926-80

★ Eclipse

SATIN OPAL WHITE GLASS. DAMP LOCATION LISTED.

| Product No. | Finish | Description | Size | Lamps |
|-------------|----------------|-------------|--------------------------|--------------------|
| P3482-09 | Brushed Nickel | Four-light | 27-3/8" dia., 7-1/8" ht. | 4 medium base, 60w |



P3482-09

★ Round Clouds

WHITE CONTOURED ACRYLIC CLOUDS WITH SMOOTH FINISH TEXTURE. TWIST ON INSTALLATION. WALL OR CEILING MOUNT. DAMP LOCATION LISTED.

| Product No. | Finish | Description | Size | Lamps |
|-------------------|--------|-------------|-------------------------|------------------------------|
| P7384-30WB | White | Four-light | 18" dia., 4-1/8" ht. | 4 13w GU24 CFL (included) |



P7384-30WB

★ Maier

ETCHED WHITE OPAL ACRYLIC FEATURES A SMOOTH ROUNDED FRAME. WALL OR CEILING MOUNT. DAMP LOCATION LISTED.

| Product No. | Finish | Description | Size | Lamps |
|-------------------|----------------|-------------|-------------------------|------------------------------|
| P3675-09WB | Brushed Nickel | Three-light | 18" dia., 5-1/4" ht. | 3 26w GU24 CFL (included) |
| P3675-30WB | White | | | |



P3675-09WB



P3675-30WB

★ Appeal

SQUARE CLOSE-TO-CEILING WITH ALABASTER GLASS. DAMP LOCATION LISTED.

TWO-LIGHT
P3490-09 Brushed Nickel
P3490-20 Antique Bronze
 Size: 9" sq., 3-3/4" ht.
 Lamps: Two medium base lamps, each 60w max.



P3490-09



P3490-20

✦ Renovations

ETCHED RIBBED GLASS WITH
STRUCTURAL ACCENTS. DAMP
LOCATION LISTED.

TWO-LIGHT

P3772-77 Forged Bronze

P3772-81 Antique Nickel

Size: 12-3/4" dia., 6-1/2" ht.

Lamps: Two medium base lamps,
each 60w max.



P3772-81



P3772-77



See Progress Catalog
for matching fixtures.

✦ Kensington Light Kit

UNIVERSAL STYLE LIGHT KIT
FOR CEILING FANS.

P2656-09 Brushed Nickel with
etched swirl glass

P2656-77 Forged Bronze with
frosted carmel swirl glass

Universal-style with quick-connect
wiring.

Size: 12" dia., 6" ht.

Lamps: Three candelabra base
lamps, 40w max. (included).



P2656-09



P2656-77



See Progress Catalog
for matching fixtures.

RAVE DISPLAYS A CONTEMPORARY STYLE, IDEAL FOR MANY BATH AND VANITY AREAS. A FORGED BRONZE OR BRUSHED NICKEL FINISH HIGHLIGHTS THE FIXTURES' SOFT CURVES AND OPAL ETCHED GLASS SHADES.



P2072-09



P2070-09



P2071-09



P2073-09

ONE-LIGHT BATH

P2070-09 Brushed Nickel
P2070-77 Forged Bronze
 Size: 7" W., 10-7/8" ht.
 Extends 8-3/4". H/CTR 5-1/4".
 Lamp: One krypton E12 lamp,
 60w max.

TWO-LIGHT BATH

P2071-09 Brushed Nickel
P2071-77 Forged Bronze
 Size: 16-3/8" W., 7-1/8" ht.
 Extends 8-3/4". H/CTR 2-3/8".
 Lamps: Two krypton E12 lamps,
 each 60w max.

THREE-LIGHT BATH

P2072-09 Brushed Nickel
P2072-77 Forged Bronze
 Size: 26" W., 7-1/8" ht.
 Extends 8-3/4". H/CTR 2-3/8".
 Lamps: Three krypton E12 lamps,
 each 60w max.

FOUR-LIGHT BATH

P2073-09 Brushed Nickel
P2073-77 Forged Bronze
 Size: 35-1/8" W., 7-1/8" ht.
 Extends 8-3/4". H/CTR 2-3/8".
 Lamps: Four krypton E12
 lamps, each 60w max.



P2070-77



P2072-77



P2071-77



P2073-77

*All fixtures on these pages
mount up or down.*

MUCH LIKE THE SUN RISES OVER THE TIDE ON THE HORIZON, ARISE GREET'S YOU WITH FLOWING LINES AND ETCHED OPAL GLASS SHADES, THE ONE-THROUGH FOUR- LIGHT BATH AND VANITY FIXTURES FEATURE G9 LAMPS AND POLISHED CHROME OR ANTIQUE BRONZE FINISHES.



P2038-15WB



P2037-15WB



P2038-20WB



P2039-15WB

ONE-LIGHT BATH

P2037-15WB Polished Chrome
P2037-20WB Antique Bronze
 Size: 6" W., 8-1/2" ht.
 Extends 4-7/8". H/CTR 4-1/4".
 Lamp: One G9 base halogen lamp, 60w max. included.

TWO-LIGHT BATH

P2038-15WB Polished Chrome
P2038-20WB Antique Bronze
 Size: 17" W., 5-1/2" ht. Extends 4-3/4". H/CTR 2-1/4".
 Lamps: Two G9 base halogen lamps, each 60w max. included.

THREE-LIGHT BATH

P2039-15WB Polished Chrome
P2039-20WB Antique Bronze
 Size: 26" W., 5-1/2" ht. Extends 4-3/4". H/CTR 2-1/4".
 Lamps: Three G9 base halogen lamps, each 60w max. included.

FOUR-LIGHT BATH


P2040-15WB Polished Chrome
P2040-20WB Antique Bronze
 Size: 35" W., 5-3/4" ht. Extends 4-3/4". H/CTR 2-1/4".
 Lamps: Four G9 base halogen lamps, each 60w max. included.



P2037-20WB



P2039-20WB



P2040-15WB



P2040-20WB

ENGAGE YOUR OWN AESTHETIC STYLE WITH THIS CIRCULAR-INSPIRED BATH COLLECTION. VANITY FIXTURES OFFER A FUN GRAPHIC REPRESENTATION, WHILE COORDINATING WITH OTHER POPULAR BATH ACCESSORIES AND PATTERNS.

ONE- THROUGH FOUR- LIGHT VANITY FIXTURES AVAILABLE IN BRUSHED NICKEL AND ANTIQUE BRONZE FINISHES WITH ETCHED WHITE GLASS.



P2033-09



P2035-09



P2034-20



P2034-09

ONE-LIGHT BATH

P2033-09 Brushed Nickel

P2033-20 Antique Bronze

Size: 7" W., 7" ht.

Extends 5-1/4". H/CTR 3-1/2".

Lamp: One krypton E12 lamp, 60w max.

TWO-LIGHT BATH

P2034-09 Brushed Nickel

P2034-20 Antique Bronze

Size: 15" W., 7" ht.

Extends 5-1/4". H/CTR 3-1/2".

Lamps: Two krypton E12 lamps, each 60w max.

THREE-LIGHT BATH

P2035-09 Brushed Nickel

P2035-20 Antique Bronze

Size: 24-1/8" W., 7" ht.

Extends 5-1/4". H/CTR 3-1/2".

Lamps: Three krypton E12 lamps, each 60w max.

FOUR-LIGHT BATH

P2036-09 Brushed Nickel

P2036-20 Antique Bronze

Size: 33-1/8" W., 7" ht.

Extends 5-1/4". H/CTR 3-1/2".

Lamps: Four krypton E12 lamps, each 60w max.



P2033-20



P2035-20



P2036-09



P2036-20



Bravo

FREE FLOWING ARMS WITH FLUTED SHAPED GLASS. BRUSHED NICKEL FINISH HAS ETCHED GLASS. ANTIQUE BRONZE FEATURES ETCHED LIGHT UMBER LINEN GLASS.



P2016-09

FIVE-LIGHT BATH

P2016-09 Brushed Nickel

P2016-20 Antique Bronze

Size: 46-1/4" W., 8-7/8" ht.

Extends 8-3/4". H/CTR 6-3/8".

Lamps: Five medium base lamps, each 100w max.



P2016-20



Gather CFL

SIMPLIFIED FRAME WITH UPDATED STYLING AND ELEGANT ETCHED GLASS SHADES. ENERGY STAR.



P2709-15EBWB



P2708-15EBWB



P2707-15EBWB



P2706-15EBWB

ONE-LIGHT CFL BATH

P2706-15EBWB Polished Chrome

Size: 5" W., 7-1/2" ht.

Extends 6-1/2". H/CTR 2-5/8".

Lamp: One 13w GU24 CFL, included.



TWO-LIGHT CFL BATH

P2707-15EBWB Polished Chrome

Size: 12" W., 7-1/2" ht.

Extends 6-1/2". H/CTR 2-1/2".

Lamps: Two 13w GU24 CFL, included.



THREE-LIGHT CFL BATH

P2708-15EBWB Polished Chrome

Size: 24" W., 7-1/2" ht.

Extends 6-1/2". H/CTR 2-1/2".

Lamps: Three 13w GU24 CFL, included.



FOUR-LIGHT CFL BATH

P2709-15EBWB Polished Chrome

Size: 30" W., 7-1/2" ht.

Extends 6-1/2". H/CTR 2-1/2".

Lamps: Four 13w GU24 CFL, included.



LOFT  Via

VIA IS A STRIKINGLY MODERN OUTDOOR LANTERN WITH NAUTICAL OVERTONES. A POWDER COAT TEXTURED BLACK FINISH IS PAIRED WITH ETCHED OPAL GLASS. THIS COLLECTION FEATURES A GU24 ENERGY EFFICIENT SOCKET.



P6010-31 Textured Black One-light small wall lantern. Size: 7" W., 10-3/4" ht. Extends 7-3/4". H/CTR 8". Lamp: One GU24 base CFL lamp, 18w max.



P6011-31 Textured Black One-light medium wall lantern. Size: 9-7/8" W., 14" ht. Extends 10-1/2". H/CTR 10-7/8". Lamp: One GU24 base CFL lamp, 26w max.



P6012-31 Textured Black One-light large wall lantern. Size: 12" W., 16-5/8" ht. Extends 12-7/8". H/CTR 10-1/2". Lamp: One GU24 base CFL lamp, 42w max.



P6409-31 Textured Black One-light post lantern. Size: 12" W., 17-3/4" ht. Fits 3" post (order separately). Lamp: One GU24 base CFL lamp, 42w max.



P6509-31 Textured Black One-light hanging lantern. Size: 9-7/8" W., 13-3/8" ht. Overall ht. w/chain 86"; wire 15'. Lamp: One GU24 base CFL lamp, 26w max.



THE ENERGY STAR LOYAL CLASSIC LANTERN FAMILY OFFERS MODERN STYLING THAT COMPLEMENTS A VARIETY OF ARCHITECTURAL STYLES. CLEAR SEEDED GLASS WITH INSIDE ETCHED DETAILING ADDS INTRIGUE TO THE TEXTURED GRAPHITE POWDER COAT FINISH OVER A CAST ALUMINUM FRAME CROSSES. ALSO AVAILABLE IN AN ANTIQUE BRONZE POWDERCOAT FINISH. GU24 LAMPS ARE INCLUDED.



P6521-20WB



P6040-20WB



P6041-20WB



P6042-20WB



P6421-20WB

P6040-20WB Antique Bronze
P6040-136WB Textured Graphite
One-light small wall lantern. Size: 7" W., 10-1/4" ht. Extends 7-1/8". H/CTR 2-1/2". Lamp: One GU24 base CFL lamp, 18w max. included.



P6041-20WB Antique Bronze
P6041-136WB Textured Graphite
One-light medium wall lantern. Size: 9" W., 12-7/8" ht. Extends 9". H/CTR 2-5/8". Lamp: One GU24 base CFL lamp, 26w max. included.



P6042-20WB Antique Bronze
P6042-136WB Textured Graphite
One-light large wall lantern. Size: 11" W., 15-3/4" ht. Extends 10-3/4". H/CTR 2-5/8". Lamp: One GU24 base CFL lamp, 26w max. included.



P6421-20WB Antique Bronze
P6421-136WB Textured Graphite
One-light post lantern. Size: 11" W., 17-7/8" ht. Fits 3" post (order separately). Lamp: One GU24 base CFL lamp, 26w max. included.



P6521-20WB Antique Bronze
P6521-136WB Textured Graphite
One-light hanging lantern. Size: 9" W., 14" ht. Overall ht. w/chain 89"; wire 15". Lamp: One GU24 base CFL lamp, 26w max. included.





P6040-136WB



P6041-136WB



P6521-136WB



P6421-136WB



P6042-136WB

“X” MARKS THE SPOT WITH TRADITIONAL AND RUSTIC DETAILING THAT DEFINES THE SCOPE OF THIS NEW OUTDOOR LANTERN COLLECTION. ETCHED OPAL SQUARE GLASS AND ANTIQUE BRONZE POWDER COAT FINISH EACH FIXTURE.



P6534-20



P6047-20



P6048-20



P6049-20



P6434-20

P6047-20 Antique Bronze One-light small wall lantern. Size: 6-1/2" W., 8-1/2" ht. Extends 7-1/2". H/CTR 3-1/2". Lamp: One medium base lamp, 100w max.

P6048-20 Antique Bronze One-light medium wall lantern. Size: 8-1/2" W., 12-1/4" ht. Extends 9-1/2". H/CTR 4-3/8". Lamp: One medium base lamp, 100w max.

P6049-20 Antique Bronze One-light large wall lantern. Size: 10-1/2" W., 15" ht. Extends 11-1/2". H/CTR 4-3/8". Lamp: One medium base lamp, 100w max.

P6434-20 Antique Bronze One-light post lantern. Size: 10-1/2" W., 18" ht. Fits 3" post (order separately). Lamp: One medium base lamp, 100w max.

P6534-20 Antique Bronze One-light hanging lantern. Size: 8-1/2" W., 13-3/4" ht. Overall ht. w/chain 87"; wire 15'. Lamp: One medium base lamp, 100w max.

RELAX  Promenade

ARCHITECTURAL LINES DANCE WITH FRESH, MODERN CURVES IN THE PROMENADE COLLECTION. THE LANTERN FAMILY FEATURES AN ETCHED OPAL CYLINDRICAL SHADE SET WITHIN A CAST ALUMINUM FRAME WITH A DURABLE BLACK POWDER COAT FINISH. ENERGY STAR QUALIFIED (EXCLUDING POST LANTERN.)



P6033-31WB Black
One-light small wall lantern.
Size: 6-1/2" W., 10-3/4" ht.
Extends 7-3/4". H/CTR 4-1/2".
Lamp: One GU24 base CFL
lamp, 13w max. included.



P6034-31WB Black
One-light medium wall lantern.
Size: 8-1/2" W., 13-3/4" ht.
Extends 9-3/4". H/CTR 4-1/8".
Lamp: One GU24 base CFL
lamp, 26w max. included.



P6035-31WB Black
One-light large wall lantern.
Size: 10-1/2" W., 16-7/8" ht.
Extends 12". H/CTR 5-1/8".
Lamp: One GU24 base CFL
lamp, 26w max. included.



P6418-31WB Black
One-light post lantern.
Size: 10-1/2" W.,
19-3/4" ht. Fits 3" post
(order separately).
Lamp: One GU24 base CFL
lamp, 26w max. included.



P6518-31WB Black
One-light hanging lantern.
Size: 8-1/2" W., 14-3/8" ht.
Extends 8-1/2". Overall ht.
w/chain 89"; wire 10'
Lamp: One GU24 base CFL
lamp, 26w max. included.



RUSH FEATURES ETCHED OPAL GLASS THAT IS SUSPENDED BY LINEAR ACCENTS. THIS OUTDOOR WALL LANTERN ENHANCES DOORWAYS, PATIOS AND PORCHES WITH A MODERN FLAIR. DURABLE RECYCLED BAMBOO COMPOSITE FRAMED IN ANTIQUE BRONZE POWDER COAT FINISH. MILDEW RESISTANT. ENERGY STAR.

P6028-20WB Antique Bronze

One-light wall lantern.
 Size: 6-7/8" W., 14" ht.
 Extends 6-1/4". H/CTR 7-1/4".
 Lamp: One GU24 base CFL lamp, 18w max. included.



P6028-20WB



P6029-20WB

P6029-20WB Antique Bronze

One-light wall lantern.
 Size: 8-3/4" W., 17-1/8" ht.
 Extends 6-3/8". H/CTR 8".
 Lamp: One GU24 base CFL lamp, 26w max. included.



LOFT  Jack

RECTILINEAR DESIGN. ETCHED OPAL GLASS SHADE SUSPENDED IN DRAMATIC POWDER COAT FRAME. ENERGY STAR.

P6045-31WB Black

One-light wall lantern.
 Size: 6" W., 13-5/8" ht.
 Extends 6-1/4". H/CTR 5-1/8".
 Lamp: One GU24 base CFL lamp, 18w max. included.



P6045-31WB



P6046-31WB

P6046-31WB Black

One-light wall lantern.
 Size: 8" W., 15-1/4" ht.
 Extends 6-1/4". H/CTR 5-7/8".
 Lamp: One GU24 base CFL lamp, 26w max. included.





GRACE  Resort

TUDOR STYLING MEETS PRAIRIE DESIGN.
 GRADUAL UMBER TINT ON GLASS SHADES.
 A WOVEN CAST PATTERN ENCASES A CASUAL
 PROFILE. LARGE-SCALE CAST ALUMINUM
 LANTERNS FEATURE POWDER COAT FINISH.

P6606-122 Aged Copper
 One-light extra large wall lantern.
 Size: 12-1/2" W., 23-1/2" ht.
 Extends 16-5/8". H/CTR 7-5/8".
 Lamp: One medium base lamp,
 100w max.

*See Progress Catalog
 for matching fixtures.*



P6606-122

★ Pedigree CFL

DURABLE POWDER COAT FINISH. CAST ALUMINUM CONSTRUCTION, PYRAMIDAL BLOCK AND FLUTED UPRIGHTS. ENERGY EFFICIENT. LARGE-SCALE LANTERNS WITH ETCHED SEEDED GLASS.

P6607-97 Autumn Haze
One-light extra large wall lantern.
Size: 13-1/2" W., 19-3/8" ht.
Extends 15-3/4". H/CTR 6-3/4".
Lamp: One GU24 base CFL lamp, 42w max.



See Progress Catalog
for matching fixtures.



P6607-97

★ Ashmore

RENEW YOUR STYLE WITH HANDSOME SETTINGS, QUILL SCROLLED ARMS, DECORATIVE FINIALS AND ETCHED GLASS.

P5876-20WB Antique Bronze
P5876-31WB Black
One-light wall lantern.
Size: 9-5/8" W., 20-1/2" ht.
Extends 12-3/4". H/CTR 7".
Lamp: One GU24 base CFL lamp, 26w max.



See Progress Catalog
for matching fixtures.



P5876-20WB



P5876-31WB

★ Derby

DERBY BOASTS A COMBINATION OF ESPRESSO AND TEXTURED BLACK, DURABLE POWDER COAT FINISHES. FEATURES A MOUTH BLOWN, CLEAR SEEDED GLASS DIFFUSER ENCASED IN A CAST ALUMINUM BLACK FRAME.

P6017-84 Espresso
Two-light close-to-ceiling.
Size: 10" sq., 5-1/2" ht.
Lamps: Two medium base lamps, each 60w max.



See Progress Catalog
for matching fixtures.



P6017-84

★ Roman Coach

ENJOY OUTDOOR SETTINGS WITH CLEAR SEEDED GLASS PANELS IN A SOLID BRASS CONSTRUCTION.

P5475-20 Antique Bronze
One-light post lantern.
Size: 7" W., 15-3/4" ht. Fits
3" post (order separately).
Lamp: One medium base
lamp, 100w max.

See Progress Catalog
for matching fixtures.



P5475-20

★ Posts

SURROUND YOUR HOME WITH DECORATIVE POSTS TO ADD STYLE AND ELEGANCE FOR YEARS TO COME, ALUMINUM FRAMING AND POPULAR FINISH CHOICES ADD TO FUNCTIONALITY OF OUTDOOR LIGHTING.



P5390-20



P5391-20PC



P5394-20

| Product No. | Finish | Description | Size |
|-------------|----------------|--|---|
| P5390-20 | Antique Bronze | Aluminum post. | 3" dia., 7' ht. (Can be cut to desired length) |
| P5391-20PC | Antique Bronze | Aluminum post with ladder rest. | 3" dia., 7' ht. (Can be cut to desired length) |
| P5394-20 | Antique Bronze | Commercial grade black aluminum post, .125 wall thickness. | 3" dia., 12' ht. (Can be cut to desired length) |

★ Mounting Accessory

ALUMINUM FRAME OFFERS VIRTUALLY MAINTENANCE-FREE BENEFITS AND STURDY OPERATION THAT WILL LAST OVER TIME.

| Product No. | Finish | Description | Size |
|-------------|----------------|---|------------------------|
| P8726-20 | Antique Bronze | Pedestal mount cast aluminum For mounting post lanterns with 3" fitters on pedestals or on top of walls. | 7" dia., 3-1/4" ht. |



P8726-20

HIDE-A-LITE 4 LED TAPE LIGHTING FOR UNDER CABINETS AND COVES: ADD AESTHETIC, ENERGY EFFICIENT AND FUNCTIONAL LIGHTING* IN THE MOST USED AREAS OF YOUR HOME:

- KITCHENS
- UTILITY ROOMS
- LAUNDRY ROOMS
- WET BARS
- DISPLAY CASES



HOW TO USE

Mount securely under cabinets with Hide-a-Lite's durable adhesive backing by following four simple steps:

[Choose a tape length](#) – Select LED tape strip length that works best for your project. Hide-a-Lite offers 12”L and 60”L size options to accommodate a variety of spaces. Mounting clips are included with Hide-a-Lite tape. (Install in rows of two or more to aid in task lighting or enhance lighting effects.)

[Select Transformer](#) – Select transformer for LED tape. Progress Lighting's 24V transformer emits no audible noise, is UL and C-UL approved, moisture and shock resistant and employs automatically resetting short circuit protection, and is dimmable using an electronic low-voltage dimmer.


[Use connectors to accessorize and customize project](#) – Connector cords and L-connectors can increase length and help navigate corners. Choose between a 6” or 8’ connector cord to allow end-to-end connection for your project.

[Complete the look](#) – Select end caps to finish and complete the look.

① CHOOSE A TAPE LENGTH




P7040-30 White
24V LED 12" 3000K tape light.
Size: 3/8" W., 12" L., 1/8" ht.



P7041-30 White
24V LED 5' 3000K tape light.
Size: 3/8" W., 60" L., 1/8" ht.

- 85CRI, 3000K color temp. 40,000 hr. life
- 120 lumens per foot and consumes 3 watts per foot
- Field cuttable at every 2" to end of run.
- CETL listed damp location

② SELECT TRANSFORMER



P8683-31 Black
24V 100w LED tape transformer
Size: 5" L., 2" W., 1" ht.

- Hard wire 100w 24V zero load transformer
- High power factor >95%
- Maximum operating temperature -20° C to +90° C
- Electronic circuit design with short circuit and overload protection with auto shut down/reset
- Sound rated A, emits no audible noise
- Integrated 5-pin female connector for direct connection to the 1st LED strip in the run

③ ADDITIONAL SYSTEM COMPONENTS

Connector Cords

(optional for joining LED tape between cabinets)



P8732-30 Black
6" Connector cord to connect tape sections (P7040 and P7041)
Size: 6" L., 1/2" W., 3/16" ht.



P8705-30 Black
8" Connector cord to connect tape sections (P7040 and P7041)
Size: 96" L., 1/2" W., 3/16" ht.

L Connector



P8711-30 Black
90° connector for connecting sections of tape (P7040 and P7041) on corners.
Size: 1-5/16" L., 1-3/8" W.

Mounting Clips / End Caps

Additional mounting clips and end caps for Hide-a-Lite 4 LED tape system



P8752-01
Pack of 10 clips/screws for straight runs for added support (2 clips per foot recommended)
Size: 1/2" L., 1/2" W.



P8731-30 Black
End caps to terminate run of LED tape. Includes one cut end cap and one male end cap. For use when tape has been cut at end of run.
Size: 1/2" L., 1/2" W.

★ P8071 SERIES LED



THE P8071 SERIES IS IDEAL FOR USE IN BOTH NEW CONSTRUCTION AS WELL AS REMODEL/RETROFIT APPLICATIONS. LIGHT OUTPUT IS COMPARABLE TO THAT OF TYPICAL DOWNLIGHT LAMPS PROVIDING UP TO 75% ENERGY SAVINGS. THE P8071 SERIES IS EQUIPPED WITH BOTH AN EDISON BASE ADAPTER

AND QUICK LINK ALLOWING EASY INSTALLATION IN MANY STANDARD INCANDESCENT HOUSINGS, AND ALSO AFFORDING COMPLIANCE TO CALIFORNIA TITLE 24 AND IECC LIGHTING POWER DENSITY (W/FT²) REQUIREMENTS WHEN USED WITH THE P87-LED HOUSING (PURCHASED SEPARATELY).

★ P8071 AC LED

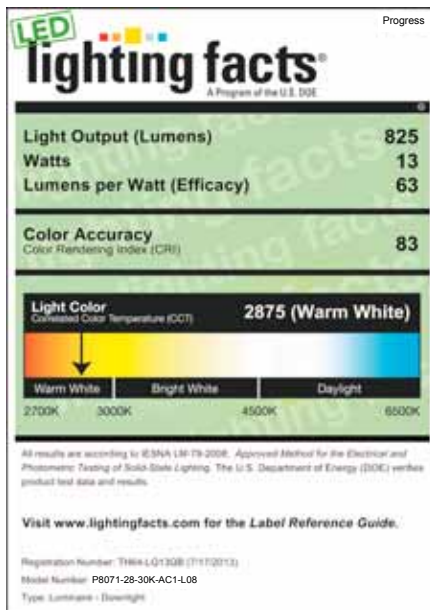
Progress Lighting's AC LED 6" trim features a 120V alternating current source and eliminates the need for traditional LED drives. This modular approach results in an encapsulated fixture that unites performance, cost and safety benefits. With a better overall lighting effect, AC LED is dimmable to 15% and offers a 3000K-color temperature and 825 lumens.



P8071-28/30K-AC1-L08

Features

- Frosted polycarbonate lens controls direct glare from the LEDs
- Dimmable to 15%
- 13-watt input power
- Lumen output 825 lumens
- Lumen output and distribution comparable to a 65w BR30 incandescent lamp
- CRI is 80+ rivaling CFL
- 42,000 hours life based on 70% lumen maintenance (TM-21)
- Suitable for use in IC or NON-IC applications
- CSAus listed for wet locations





P8071-28/30KL10STR2
P8071-28/35KL10STR2

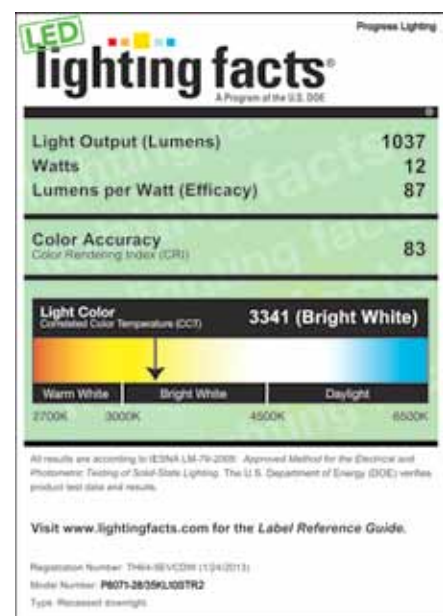
Features

- Frosted polycarbonate lens controls direct glare from the LEDs
- Dimmable to 10%
- 12-watt input power
- Lumen output 1037 lumens
- Lumen output and distribution comparable to a 75w Par30 incandescent lamp
- CRI is 80+ rivaling CFL
- 60,000 hours life based on 70% lumen maintenance (TM-21)
- Suitable for use in IC or NON-IC applications
- Available in 3000K and 3500K color temperatures
- cULus listed for wet locations



★ P8071 1000 Lumens

New Construction or Remodel





Index

P2000

| | |
|-------|--------|
| P2016 | 58 |
| P2033 | 56 |
| P2034 | 56 |
| P2035 | 56 |
| P2036 | 56 |
| P2037 | 54 |
| P2038 | 54 |
| P2039 | 54 |
| P2040 | 54 |
| P2041 | 40, 42 |
| P2046 | 14 |
| P2050 | 4 |
| P2055 | 8 |
| P2065 | 32 |
| P2066 | 32 |
| P2067 | 32 |
| P2068 | 33 |
| P2069 | 33 |
| P2070 | 52 |
| P2071 | 52 |
| P2072 | 52 |
| P2073 | 52 |
| P2078 | 42 |
| P2079 | 42 |
| P2080 | 42 |
| P2081 | 42 |
| P2300 | 46 |
| P2301 | 46 |
| P2302 | 46 |
| P2303 | 46 |
| P2304 | 47 |
| P2305 | 47 |
| P2656 | 51 |
| P2706 | 58 |
| P2707 | 58 |
| P2708 | 58 |
| P2709 | 58 |

P3000

| | |
|-------|--------|
| P3101 | 13 |
| P3102 | 13 |
| P3103 | 13 |
| P3104 | 13 |
| P3105 | 13 |
| P3216 | 34, 37 |
| P3222 | 37 |
| P3248 | 37 |
| P3249 | 37 |

| | |
|-------|----|
| P3426 | 48 |
| P3440 | 35 |
| P3482 | 49 |
| P3490 | 50 |
| P3527 | 48 |
| P3552 | 16 |
| P3572 | 5 |
| P3574 | 2 |
| P3576 | 4 |
| P3602 | 48 |
| P3614 | 15 |
| P3615 | 9 |
| P3625 | 6 |
| P3626 | 8 |
| P3627 | 25 |
| P3629 | 16 |
| P3642 | 48 |
| P3675 | 50 |
| P3676 | 28 |
| P3693 | 39 |
| P3694 | 39 |
| P3695 | 23 |
| P3707 | 12 |
| P3737 | 22 |
| P3747 | 22 |
| P3756 | 23 |
| P3772 | 51 |
| P3803 | 48 |
| P3804 | 48 |
| P3814 | 35 |
| P3820 | 11 |
| P3853 | 35 |
| P3898 | 18 |
| P3921 | 18 |
| P3924 | 49 |
| P3925 | 49 |
| P3926 | 49 |
| P3949 | 29 |
| P3961 | 29 |
| P3997 | 48 |

P4000

| | |
|-------|----|
| P4005 | 34 |
| P4006 | 35 |
| P4039 | 34 |
| P4040 | 36 |
| P4088 | 10 |
| P4089 | 10 |
| P4090 | 12 |
| P4171 | 30 |

| | |
|-------|----|
| P4172 | 26 |
| P4173 | 27 |
| P4188 | 11 |
| P4217 | 44 |
| P4239 | 31 |
| P4464 | 21 |
| P4523 | 2 |
| P4524 | 2 |
| P4525 | 3 |
| P4526 | 5 |
| P4527 | 6 |
| P4528 | 6 |
| P4529 | 7 |
| P4552 | 9 |
| P4624 | 24 |
| P4695 | 38 |
| P4696 | 38 |
| P4697 | 40 |
| P4705 | 14 |
| P4706 | 16 |
| P4707 | 14 |
| P4708 | 15 |

P5000

| | |
|-------|----|
| P5016 | 15 |
| P5017 | 4 |
| P5036 | 19 |
| P5037 | 19 |
| P5039 | 8 |
| P5041 | 25 |
| P5046 | 41 |
| P5047 | 41 |
| P5050 | 45 |
| P5064 | 30 |
| P5097 | 45 |
| P5110 | 39 |
| P5115 | 25 |
| P5132 | 25 |
| P5134 | 18 |
| P5137 | 45 |
| P5138 | 45 |
| P5139 | 34 |
| P5171 | 10 |
| P5193 | 44 |
| P5198 | 20 |
| P5390 | 67 |
| P5391 | 67 |
| P5394 | 67 |
| P5475 | 67 |
| P5876 | 66 |

P6000

| | |
|-------|----|
| P6010 | 59 |
| P6011 | 59 |
| P6012 | 59 |
| P6017 | 66 |
| P6028 | 64 |
| P6029 | 64 |
| P6033 | 63 |
| P6034 | 63 |
| P6035 | 63 |
| P6040 | 60 |
| P6041 | 60 |
| P6042 | 60 |
| P6045 | 64 |
| P6046 | 64 |
| P6047 | 62 |
| P6048 | 62 |
| P6049 | 62 |
| P6409 | 59 |
| P6418 | 63 |
| P6421 | 60 |
| P6434 | 62 |
| P6509 | 59 |
| P6518 | 63 |
| P6521 | 60 |
| P6534 | 62 |
| P6606 | 65 |
| P6607 | 66 |

P7000

| | |
|-------|----|
| P7040 | 69 |
| P7041 | 69 |
| P7077 | 17 |
| P7078 | 17 |
| P7086 | 17 |
| P7384 | 50 |

P8000

| | |
|-------|--------|
| P8071 | 70, 71 |
| P8083 | 69 |
| P8705 | 69 |
| P8711 | 69 |
| P8726 | 67 |
| P8731 | 69 |
| P8732 | 69 |
| P8752 | 69 |
| P8928 | 20 |
| P8929 | 20 |

Every effort has been made to ensure the accuracy of information in this catalog. Progress Lighting reserves the right to make product changes from time to time, without prior notification, which may change the information provided in this catalog. Errors brought to our attention will be corrected in subsequent issues.

UL Listed or Classified or CSA Certified unless otherwise noted.

Thomasville Lighting® is manufactured by Progress Lighting under a license from and to the quality and design specifications of Thomasville Furniture Industries, Inc.

Bulbs not included with fixtures unless specified. Specifications subject to change without notice.

Metal finishes not specified as "solid" have quality plated or painted finishes.

Finish representations are high resolution digital reproductions, and, while every effort has been made to render colors accurately, they may vary slightly from the actual product, especially hand-painted finishes, due to the nature of hand craftsmanship.

©Progress Lighting 2014
All rights reserved.
International Copyright Secured.





Progress Lighting, Inc.

701 Millennium Boulevard
Greenville, SC 29607
www.progresslighting.com

01/14



Hubbell Lighting, Inc.