



TRAC 12/25, FLEX 12

Low Voltage Systems

25-AMP, 12V SURFACE MOUNT TRANSFORMERS

TF6150E, TF6300

Project: _____

Fixture Type: _____

Location: _____

Contact/Phone: _____



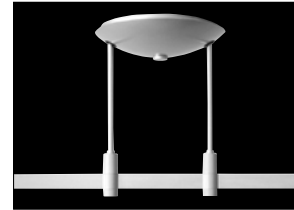
Trac 12/25 Single Pendant Stem Feed/Support



Trac 12/25 Flexible Feed with Single Pendant Stem Support



Flex 12 Single Pendant Stem Feed/Support



Flex 12 Stand Alone Feed and Support



Flex 12 Flexible Feed with Single Pendant Support

PRODUCT SPECIFICATIONS

Catalog Number TF6150E SL

Description 12V-150VA Electronic Surface Mount Transformer • Rated for 50-150 watts for incandescent loads • Mounts over standard 4" junction box • Automatic and manual resetting thermal, overload and short circuit protection • 120VAC input.

Dimming For best results use dimmer designed for use with electronic transformers.

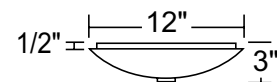

Trac 12/25 Installation May be used with a single Pendant Stem (TLR91) and Pendant End Feed Connector (TLR50) to support/feed one end of a Trac 12/25 trac run • May also be used with a Flexible Feed Kit (TF950) and End Feed Connector (TLR38) to create a non-rigid floating feed, independent of mechanical support of the Trac 12/25 trac • 5' recommended maximum distance from trac.

Flex 12 Installation May be used with a single Pendant Stem (TFPS) and Electrical Feed Cylinder (TF21) to support/feed one end of a Flex 12 trac run • May be used with two pendant stems plus one Mechanical Support Cylinder (TF22) and one Electrical Feed Cylinder to support/feed up to a 4' Flex 12 trac section • May also be used with a Flexible Feed Kit (TF950) plus Electrical Feed Cylinder to create a non-rigid floating feed, independent of mechanical support of the Flex 12 trac • 5' recommended maximum distance from trac.

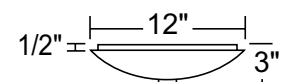

Labels UL listed, CSA certified • New York City Approved.

Specifications subject to change without notice.

DIMENSIONS



DIMENSIONS



Catalog Number TF6300 SL

Description 12V-300VA Magnetic Toroidal Surface Mount Transformer • Rated for 150-300 watts for incandescent loads • Mounts over standard 4" junction box • Thermally protected primary • Manually resettable, fast-acting magnetic circuit breaker on secondary • 120VAC input.

Dimming For best results use dimmer designed for use with magnetic transformers.

Trac 12/25 Installation May be used with a single Pendant Stem (TLR91) and Pendant End Feed Connector (TLR50) to support/feed one end of a Trac 12/25 trac run • May also be used with a Flexible Feed Kit (TF950) and End Feed Connector (TLR38) to create a non-rigid floating feed, independent of mechanical support of the Trac 12/25 trac.

Flex 12 Installation May be used with a single Pendant Stem (TFPS) and Electrical Feed Cylinder (TF21) to support/feed one end of a Flex 12 trac run • May be used with two pendant stems plus one Mechanical Support Cylinder (TF22) and one Electrical Feed Cylinder to support/feed up to a 4' Flex 12 trac section • May also be used with a Flexible Feed Kit (TF950) plus Electrical Feed Cylinder to create a non-rigid floating feed, independent of mechanical support of the Flex 12 trac • 5' recommended maximum distance from trac.

Labels UL listed, CSA certified • New York City Approved • Compatible only with systems rated for 25-Amp operation.

Specifications subject to change without notice.

PRODUCT CODES

Catalog Number	Finish	Description	Recommended Wattage per Circuit
TF6150E SL	Silver	12V-150W Electronic Surface Mount Transformer	50-150 Watts
TF6300 SL	Silver	12V-300W Magnetic Toroidal Surface Mount Transformer	150-300 Watts

TRAC 12/25, FLEX 12

Low Voltage Systems

**25-AMP, 12V SURFACE MOUNT
TRANSFORMERS****TF6150E, TF6300****APPLICATION****Consideration**

	12V Magnetic Transformer	12V Electronic Transformer
• Trac run length	• Use for medium to long and medium to higher wattage systems	• Use for short to medium run lengths and low to medium wattage systems
• Dimming	• Use only dimmers specifically designed for use with magnetic transformers	• Compatible with most standard incandescent dimmers. For optimal results use dimmer designed for low voltage electronics
• Transformer Location	• Install in well ventilated locations where ambient temperature will not exceed 140°F (60°C) Transformers must be accessible.	• Install surface mount units in well-ventilated location where ambient temperature will not exceed 120°F (50°C)