

FEATURES & SPECIFICATIONS

INTENDED USE — An attractive and energy-efficient surface-mounted or suspended linear fluorescent luminaire, suitable for wet, damp locations. Ideal for challenging situations where relatively low fixture mounting heights and wide fixture spacings are common — such as parking garages, industrial facilities, retail malls, multi-purpose centers and airports. **Certain airborne contaminants can diminish integrity of plastics.** [Click here for Acrylic/polycarbonate Environmental Compatibility table for suitable uses.](#)

CONSTRUCTION — Shallow one-piece SVA fiberglass housing with integral perimeter channel utilizing continuous poured-in-place closed cell gasket. UL approved as a wireway and through wiring. Tool-less ballast and wiring access. Power connection is easily accommodated through pre-drilled holes at each end. Wet location plugs provided for maximum flexibility. Captive stainless steel latches are standard. Polycarbonate latches are optional.

OPTICS — Blow-molded UV stabilized polycarbonate diffuser with lineal ribs is standard for 2' and 4' fixtures. Injection-molded impact-resistant acrylic lens with lineal ribs is standard for 8' fixtures. Optically clear deep acrylic lens (3.5" deep available for 4' and 8') also available. Additional lens options available. Deep lens standard with lens tether for ease of maintenance. White ballast cover has polyester powder coat finish.

Factory-installed lamps are available in various temperature colors and rated life. Lamps are secured with rotary locking lamp holders for ease of relamping and to provide a more secure lamp seating. Wall mounting; horizontal orientation only for use in damp locations.

ELECTRICAL — All standard ballasts are electronic, energy saving, thermally protected, Class-P, HPF, non-PCB, Sound Rated A, UL/CSA certified where applicable. Lamp and ballast configurations in adjacent chart.

INSTALLATION — May be ceiling mounted or suspended by chain, cable or threaded rod. Stainless steel mounting brackets included (two per luminaire), pre-punched for easy field-attachment of bolts, screws and other mounting hardware. Covered ceiling not required to maintain wet location listing or IP rating. Not recommended for use in above 40°C when suspended; 35°C when surface mounted. When dimming ballast is used ambient temperature is 25°C.

LISTINGS — UL Listed for wet locations. NSF splash zone certified. Meets FDA/USDA guidelines for shielding around exposed food. IP65, IP66 and IP67 rated. 2' model IP65 only. Nema 4X rated lens and housing.

WARRANTY — 1-year limited warranty. Complete warranty terms located at:

www.acuitybrands.com/CustomerResources/Terms_and_conditions.aspx

Note: Actual performance may differ as a result of end-user environment and application.

Specifications subject to change without notice.

Catalog Number
Notes
Type

Low-Profile Enclosed and Gasketed Industrial



FEM

T5, T5HO or T8 Lamps

CONFIGURATIONS					
All dimensions are shown in inches (centimeters) unless otherwise noted.					
SERIES	# OF LAMPS	LAMP TYPE	WIDTH	DEPTH	LENGTH
FEM2	1, 2	17, 14T5, 24T5HO	7 (17.8)	4-3/4 (12.1)	28 (71.7)
FEM2	3	17	7 (17.8)	4-3/4 (12.1)	28 (71.7)
FEM4	1, 2	28T5, 32, 54T5HO	7 (17.8)	4-3/4 (12.1)	52 (132.1)
FEM4	3	32	7 (17.8)	4-3/4 (12.1)	52 (132.1)
FEM4 (w/IMACD or IMAFD lens)	1, 2	28T5, 32, 54T5HO	7 (17.8)	6-1/8 (15.5)	52 (132.1)
FEM4 (w/IMACD or IMAFD lens)	3	32	7 (17.8)	4-3/4 (12.1)	52 (132.1)
FEM8	1, 2	28T5, 32, 54T5HO	7 (17.8)	4-3/4 (12.1)	100-1/4 (254.6)
FEM8	3	32	7 (17.8)	4-3/4 (12.1)	100-1/4 (254.6)
FEM8 (w/IMACD or IMAFD lens)	1, 2	28T5, 32, 54T5HO	7 (17.8)	6-1/8 (15.5)	100-1/4 (254.6)
FEM8 (w/IMACD or IMAFD lens)	3	32	7 (17.8)	6-1/8 (15.5)	100-1/4 (254.6)

Note: Adding a cord set or wet location fitting to the end of the fixture will add 1" to the overall length.

ORDERING INFORMATION

Lead times will vary depending on options selected. Consult with your sales representative.

Example: FEM4 2 54T5HO T1X20 BMPCL MVOLT GEB10PS90 LP841

Series		Number of lamps ¹	Lamp type ¹		Distribution/Reflector ⁵		Shielding ⁵		Voltage	
FEM2	7" x 2'	1	17	17W T8 (24")	(blank)	Flat ballast cover	BMPCL	Polycarbonate, lineal ribbed lens	120	120V
FEM4	7" x 4'	2	14T5	14W T5 (22")	X32	Specular aluminum ballast cover with spread distribution	IMACL	Acrylic, lineal ribbed lens	208	208V
FEM8	7" x 8'	3 ²	24T5HO	24W T5HO (22")	T1X20	Specular aluminum reflector, Task beam, (0.9 ≤ SC < 1.2)	IMAFL	Acrylic, frosted lineal ribbed lens ⁷	240	240V
			32	32W T8 (48")			IMACD	Acrylic, clear deep lens	277	277V
			28T5	28W T5 (46") ³	S2X20	Specular aluminum reflector enhanced spread beam, (1.4 ≤ SC < 1.8) ⁶	IMAFD	Acrylic, frosted, deep lens ⁷	347	347V
			54T5HO	54W T5HO (46") ⁴					480	480V
									MVOLT	120-277V
									HVOLT	347-480V
Ballast configuration ⁸		Ballast			Options				Lamp color ¹⁶	
(blank)	All 1-lamp and 2-lamp ballasts	GEB10ISH	T8 electronic ballast, ≤10% THD, instant start, 1.15-1.2 BF			EL14DW	Wet location battery pack (1400 nominal lumens) ^{10, 11}		(blank)	No lamps
1/3	One 3-lamp ballast	GEB10IS	T8 electronic ballast, ≤10% THD, instant start, .88 BF			EL6DW	Wet location battery pack (600 nominal lumens) ^{10, 11, 12}		LP830	85 CRI, 3000K, standard life
1/4	One 4-lamp ballast					GLR	Internal fast-blow fuse ¹¹		LP835	85 CRI, 3500K, standard life
1/41/2	One 4-lamp, one 2-lamp ballast (FEM8 only)	GEB10PS	Electronic ballast, ≤10% THD, programmed start			PLCL	Polycarbonate latches		LP841	85 CRI, 4100K, standard life
2/3	Two 3-lamp ballast (FEM8 3 lamp only)	GEB10PS90	T5HO 90° electronic ballast, ≤10% THD, programmed start, 1.0 BF (54T5HO only)			TRS	Tamper-resistant Torx® T10 screws		LP850	85 CRI, 5000K, standard life
2/1	Two 1-lamp ballast (not available on 2')	ADZT	Advance Mark VII dimming ballast ⁹			MSI_	Wet location sensor ^{11, 13, 14}		49 watt lamps¹⁷	
		ADEZ	Advance Mark X dimming ballast ⁹			CS89	Cord set - NEMA type STW 16/3, 6', 600V, white, no plug, wet location		P835E49	85 CRI, 3500K
		ACRP	Advance Cool Running Plus			WLF	Wet location fitting (one pair installed top, 44" off center) ¹⁵		P841E49	85 CRI, 4100K
						WLFEND	Wet location fitting (one end)		P850E49	85 CRI, 5000K
						DPMB	Dual pendant monopoint bracket for use with 3/8" threaded rod			

FEM Low-Profile Enclosed and Gasketed Specular

Accessories: Order as separate catalog number.	
HC36	Hook and 36" chain (ships as pair)
MHHK120	10' single leg air craft cable (ships as pair)
MHHK120SS	10' single leg aircraft cable, stainless steel (ships as pair)
WLF	Wet location fitting, one pair not installed ¹⁴
FEMDPMB	Dual pendant monopoint bracket (ships as a pair) for use with 3/8" threaded rod
RK1 T10DRV U	Torx T10 screwdriver for use with tamper resistant screws

DISTRIBUTION/REFLECTOR CONFIGURATIONS							
SERIES	DISTRIBUTION	REFLECTOR	BMPCL	IMACL	IMAFI	IMACD	IMAFD
FEM2			YES	NO	NO	NO	NO
FEM2		X32	YES	NO	NO	NO	NO
FEM4			YES	YES	YES	YES	YES
FEM4		X32	YES	YES	NO	YES	NO
*FEM4	T1	X20	YES	YES	NO	YES	NO
FEM4	S2	X20	NO	NO	NO	YES	YES
FEM8			NO	YES	YES	YES	YES
FEM8		X32	NO	YES	NO	YES	NO
FEM8	T1	X20	NO	YES	NO	YES	NO
FEM8	S2	X20	NO	NO	NO	YES	YES

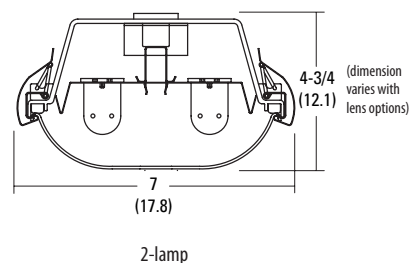
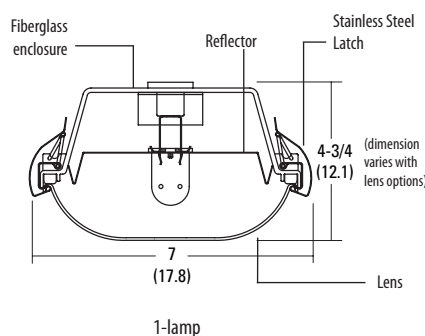
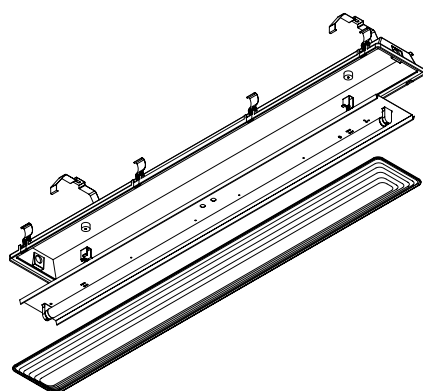
*Not available in the 3 lamp version

Notes

- 1 See Configurations table above for lamp compatibility.
- 2 T8 lamps only.
- 3 Must specify GEB10PS.
- 4 Must specify GEB10PS90.
- 5 See Distribution/Reflector configurations table for available combinations.
- 6 Available with IMACD and IMAFD only.
- 7 Frosted lenses may alter photometric performance.
- 8 Not all ballasts are available in all configurations.
- 9 Fixture ambient temperature 25°C when dimming ballast are used.
- 10 Available in 4' and 8' fixtures. See [PS600DW](#) or [PS1400DW](#) spec sheet for more information.
- 11 Must specify voltage.
- 12 Not available to ship into California, does not meet CEC Title 20 compliance. Replace with EL14DW.
- 13 Must specify GEB10PS, GEB10PS90, or ACRP. Not available with instant start ballasts.
- 14 For mounting up to 8' specify MS18, for mounting up to 20', specify MS120; for mounting up to 40', specify MS140.
- 15 WLF OPTION DOES NOT MEET NEMA 4X.
- 16 Other lamp types available. Consult factory.
- 17 54TSHO only.

DIMENSIONS

All dimensions are shown in inches (centimeters) unless otherwise noted. Specifications subject to change without notice.



PHOTOMETRICS

See www.lithonia.com