




ALUMINUM CABLE CONNECTORS



MC

Class II, Div. 1 & 2, Groups E, F, G
 Class III
 Class I, Zone 2†, Group IIC, Zone 20
 Suitable for wet locations
 Types 3, 4X IP66
 MC5 thru MC0: IPX8 6ft 1hr
 Suitable for use in hazardous location applications when installed according to NEC Articles 501.10



CLENCHEE®

FEATURES-SPECIFICATIONS

Applications

Designed for use with jacketed interlocked, continuously corrugated and welded armor cable (all types shown in chart below). Install where it is essential to provide positive grounding to the cable and for a Type 3,4 connection.

Features

- 360° armor grounding spring is reusable.
- Robust threads and world class seal enables easy installation with minimal torque required.
- Design meets and exceeds third party requirements for cable retention.
- Provides sealing back nut plus inner O-ring seal to prevent moisture ingress to the cable armor and enclosure.
- Copper free aluminum construction for hostile, corrosive and certain hazardous locations

Materials

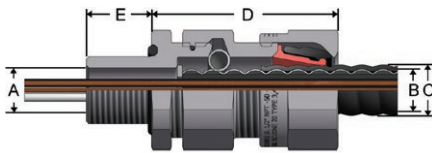

- Body – Copper free aluminum (less than 4/10 of 1%)
- Ground Spring – Stainless Steel
- Backnut Seal – Thermoplastic elastomer (silicone)

- Backnut Clamp – Nylon
- Inner and Outer O-rings – Nitrile

Operating Temperature Range

- -50°C to +60°C

Construction Details



SUITABLE ARMORED/METAL CLAD CABLE TYPES	
AC-	AC90, ACWU90, AC90-HL, ACWU90-HL, ACG90, ACGWU90
MC-	MCC, MCI, MCI-A, MC-HL
RA-	RA90, RA90-HL
TECK-	TECK90, TECK90-HL

CATALOG NUMBER	ENTRY THREAD SIZE (NPT)	CABLE ACCEPTANCE DETAILS								HEXAGON DIMENSIONS	
		MAX NUMBER OF CORES	THROUGH DIAMETER 'A'	ARMOR DIAMETER 'B'		DIAMETER 'C'		MAX LENGTH 'D'	NPT LENGTH 'E'	ACROSS FLATS	ACROSS CORNERS
				MIN.	MAX.	MIN.	MAX.				
MC1B	1/2"	6	.47" (11.9)	0.43" (10.9)	0.55" (14.0)	0.51" (13.0)	0.63" (16.0)	1.7" (43)	0.83" (21.1)	1.06" (26.9)	1.12" (28.4)
MC1C	1/2"	10	0.56" (14.2)	0.52" (13.2)	0.74" (18.8)	0.60" (15.2)	0.82" (20.8)	2.3" (58)	0.83" (21.1)	1.42" (36)	1.50" (38.1)
MC2	3/4"	21	0.80" (20.3)	0.65" (16.5)	0.95" (24.1)	0.73" (18.5)	1.03" (26.2)	2.5" (64)	0.84" (21.3)	1.61" (41)	1.69" (42.9)
MC3	1"	42	1.04" (26.4)	0.89" (22.6)	1.23" (31.2)	0.97" (24.6)	1.31" (33.3)	2.6" (66)	1.03" (26.2)	1.97" (50)	2.13" (54.1)
MC4	1 1/4"	73	1.28" (32.5)	1.15" (29.2)	1.48" (37.6)	1.23" (31.2)	1.56" (39.6)	3.1" (79)	1.05" (26.7)	2.36" (60)	2.50" (63.5)
MC5	1 1/2"	80	1.66" (42.2)	1.39" (35.3)	1.62" (41.1)	1.47" (37.3)	1.78" (45.2)	4.5" (114.3)	1.07" (27.2)	2.95" (74.9)	3.06" (77.7)
MC6	2"	80	1.98" (50.3)	1.39" (35.3)	1.89" (48)	1.47" (37.3)	2.04" (51.8)	4.5" (114.3)	1.10" (27.9)	2.95" (74.9)	3.06" (77.7)
MC7	2 1/2"	100	2.46" (62.5)	1.85" (47)	2.36" (60)	1.93" (49)	2.51" (63.8)	4.7" (119.4)	1.62" (41.1)	3.54" (89.1)	3.65" (92.7)
MC8	3"	120	2.93" (74.4)	2.19" (55.6)	2.81" (71.4)	2.27" (57.7)	3.01" (76.5)	4.8" (121.9)	1.68" (42.7)	4.06" (103.1)	4.22" (107.2)
MC9	3 1/2"	120	3.40" (86.4)	2.69" (68.3)	3.28" (83.3)	2.77" (70.4)	3.46" (87.9)	4.8" (121.9)	1.73" (43.9)	4.53" (115.1)	4.69" (119.1)
MC0	4"	120	3.92" (99.6)	3.28" (83.3)	3.82" (97)	3.46" (87.9)	4.07" (103.4)	5.1" (129.5)	1.78" (45.2)	5.12" (130)	5.33" (135.4)

Cable armor diameter and cable jacket diameter refer to the dimensions across the crest.

† Where explosion proof/flameproof enclosures are being used the MC must be installed in conjunction with an approved sealing fitting. In Division 2 areas the MC can be fitted directly to an enclosure which has no source of ignition.