HUBBELL

KILLARK®

NEW!

Sealing Fittings typically not required,
reducing installation time and cost

- Factory Sealed Universal Contact Blocks
- LED Pilot Light Devices as Standard
- No ‘Seal Plate’ Allows for Direct Wiring
- Explosion-Proof and NEMA 3 Weatherproof
- Available for Class I, Group B Applications

SEAL-XM™

FACTORY SEALED CONTROLS

100 1913 KILLARK 2013

125 1888 HUBBELL 2013

Class I, Div. 1&2, Groups B*,C,D
Class I, Zone 1&2, Groups IIB, IIA
Class II, Div. 1&2, Groups E,F,G
Class III
NEMA 3, 7(C,D) 9(E,F,G)

c SP us Certified File 2493125

Contact Factory for other certification details

FEATURES-SPECIFICATIONS

SEAL-XM™

Applications

Seal-XM™ Factory Sealed push button stations, selector switches, pilot lights and tumbler switches are used to prevent the igniting of external hazardous atmospheres by the enclosed arcing devices in such areas as:

- Hazardous locations due to the presence of flammable gases or vapors, combustible dusts or easily ignitable fibers or flyings
- Installations at petroleum refineries, chemical and petrochemical plants and other processing or storage facilities where similar hazards exist
- Use in conjunction with magnetic starters or contactors for remote control of motors

Features

- Incorporates Factory Sealed Universal contact blocks and GOB3 LED pilot light devices
- External sealing fittings typically not required, reducing installation time and cost
- No seal plate between the electrical device and back box allows direct wiring to contact terminals
- NEMA 3 weatherproof
- Grounding boss supplied in the splice box
- Sold as complete units 1/2" , 3/4" Dead End and thru feed. 1" hubs available on request
- Standard finish is a grey epoxy powder baked on for ultimate corrosion resistance
- More wiring room in back box

Material & Groups

FXCS-*-M Groups C, D Copper free aluminum cover & box
FXCS-*-MB Groups B, C, D Copper free aluminum cover & box
FXCS-*-MBI Groups B, C, D Copper free aluminum cover & ductile iron back box zinc electroplated
FXCS-*-MI Groups C, D Copper free aluminum cover & ductile iron back box zinc electroplated

Stainless steel captive cover screws

Operating shafts stainless steel

*Group "B" (-MB & -MBI) versions need not be sealed within first 60" of conduit. Sealing fitting required beyond 60"

Factory Sealed Contact Block

Contact Block Ratings

Catalog Number	Diagram
FXCS-*-M FXCS-*-MB FXCS-*-MBI FXCS-*-MI	

Hazardous Rating:
Class I, Division 2, Groups A,B,C,D Class I, Zone 2, Groups IIB+H2, IIA, T6

Terminal Capacity:
22 thru 12 AWG [0.52-2.5mm²] copper, solid or stranded conductors.
Tightening torque: 7 in-lbs. (tolerance +3.0/0.0) [~0.8Nm]

Contact Electrical Ratings:
NEMA A600- 7200 VA (Make), 720 VA (Break), 10 Amps Cont. @600V AC (Thermal)
NEMA Q300-69 VA (Make & Break), 2.5 Amps Cont. @250V DC (Thermal)

Single Push Button

Double Push Button

LED Pilot Light

LED Pilot Light & Push Button

Push-Pull Mushroom

Selector Switch

HUBBELL
KILLARK®

Single Push Button

Double Push Button

LED Pilot Light

Class I, Div. 1&2, Groups B*,C,D
Class I, Zone 1&2, Groups IIB, IIA
Class II, Div. 1&2, Groups E,F,G
Class III
NEMA 3, 7(C,D) 9(E,F,G)

Certified File 2493125

FEATURES-SPECIFICATIONS

SEAL-XM MOMENTARY CONTACT SINGLE PUSH BUTTON

CATALOG NUMBER BOX COVER① DEAD-END	CATALOG NUMBER BOX COVER① FEED-THRU	HUB SIZE	DIAGRAM	BUTTON COLOR	LEGEND PLATE MARKING②
FXCS-1B1-M	FXCS-4B1-M	1/2"		Green	Start
FXCS-2B1-M	FXCS-5B1-M	3/4"			
FXCS-1B2-M	FXCS-4B2-M	1/2"		Red	Stop
FXCS-2B2-M	FXCS-5B2-M	3/4"			
FXCS-1B3-M	FXCS-4B3-M	1/2"		Black	Specify
FXCS-2B3-M	FXCS-5B3-M	3/4"			

SEAL-XM MOMENTARY CONTACT DOUBLE PUSH BUTTON

CATALOG NUMBER BOX & COVER① DEAD-END	CATALOG NUMBER BOX & COVER① FEED-THRU	HUB SIZE	DIAGRAM	BUTTON COLOR	LEGEND PLATE MARKING②
FXCS-1B4-M	FXCS-4B4-M	1/2"		Green/Red	Start/Stop
FXCS-2B4-M	FXCS-5B4-M	3/4"			
FXCS-1B5-M	FXCS-4B5-M	1/2"		Green/Green	Specify
FXCS-2B5-M	FXCS-5B5-M	3/4"			
FXCS-1B7-M	FXCS-4B7-M	1/2"		Black/Black	Specify
FXCS-2B7-M	FXCS-5B7-M	3/4"			

SEAL-XM LED PILOT LIGHT

CATALOG NUMBER BOX & COVER① DEAD-END	CATALOG NUMBER BOX & COVER① FEED-THRU	HUB SIZE	DIAGRAM	VOLT	LENS COLOR	LEGEND PLATE MARKING②
FXCS-1B24CL-M	FXCS-4B24CL-M	1/2"		120V	Clear	Specify
FXCS-2B24CL-M	FXCS-5B24CL-M	3/4"				
FXCS-1B24GL-M	FXCS-4B24GL-M	1/2"		120V	Green	Specify
FXCS-2B24GL-M	FXCS-5B24GL-M	3/4"				
FXCS-1B24RL-M	FXCS-4B24RL-M	1/2"		120V	Red	Specify
FXCS-2B24RL-M	FXCS-5B24RL-M	3/4"				

① Replace -M with -MB for Group "B" Rating, -MI for Iron Back Box, -MBI for Group "B" and Iron Back Box.
② For other than standard legend plate markings refer to 'Custom Legend Plates' on page 5.
* Group "B" (-MB & -MBI) versions need not be sealed within first 60" of conduit. Sealing fittings required beyond 60".

Double LED Pilot Light

Push Button LED Pilot Light

Push/Pull Mushroom

Class I, Div. 1&2, Groups B*,C,D
Class I, Zone 1&2, Groups IIB, IIA
Class II, Div. 1&2, Groups E,F,G
Class III
NEMA 3, 7(C,D) 9(E,F,G)

c SP us Certified - File 2493125

FEATURES-SPECIFICATIONS

SEAL-XM DOUBLE LED PILOT LIGHT

CATALOG NUMBER BOX & COVER① DEAD-END	CATALOG NUMBER BOX & COVER① FEED-THRU	HUB SIZE	DIAGRAM	LAMP VOLTS	LENS COLOR③	LEGEND PLATE MARKING②
FXCS-1B30CL-M	FXCS-4B30CL-M	1/2"	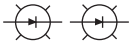	120V	Clear	Specify
FXCS-2B30CL-M	FXCS-5B30CL-M	3/4"				
FXCS-1B30GL-M	FXCS-4B30GL-M	1/2"	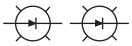	120V	Green	Specify
FXCS-2B30GL-M	FXCS-5B30GL-M	3/4"				
FXCS-1B30RL-M	FXCS-4B30RL-M	1/2"	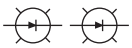	120V	Red	Specify
FXCS-2B30RL-M	FXCS-5B30RL-M	3/4"				
FXCS-1B30RL-GL-M	FXCS-4B30RL-GL-M	1/2"	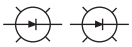	120V	Red/Green	Specify
FXCS-2B30RL-GL-M	FXCS-5B30RL-GL-M	3/4"				

SEAL-XM MOMENTARY CONTACT PUSH BUTTON AND LED PILOT LIGHT

CATALOG NUMBER BOX & COVER① DEAD-END	CATALOG NUMBER BOX & COVER① FEED-THRU	HUB SIZE	DIAGRAM	LAMP VOLTS	BUTTON COLOR	LENS COLOR③	LEGEND PLATE MARKING② BUTTON	LEGEND PLATE MARKING② LENS
FXCS-1B13-C-M	FXCS-4B13-C-M	1/2"	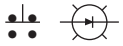	120V	Red	Clear	Stop	Specify
FXCS-2B13-C-M	FXCS-5B13-C-M	3/4"						
FXCS-1B13-O-M	FXCS-4B13-O-M	1/2"	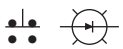	120V	Green	Green	Start	Specify
FXCS-2B13-O-M	FXCS-5B13-O-M	3/4"						
FXCS-1B13-U-M	FXCS-4B13-U-M	1/2"		120V	Black	Red	Specify	Specify
FXCS-2B13-U-M	FXCS-5B13-U-M	3/4"						

SEAL-XM MAINTAINED CONTACT PUSH/PULL MUSHROOM

CATALOG NUMBER BOX & COVER① DEAD-END	CATALOG NUMBER BOX & COVER① FEED-THRU	HUB SIZE	DIAGRAM	BUTTON COLOR	LEGEND PLATE MARKING②
FXCS-1MMG3-M	FXCS-4MMG3-M	1/2"		Green	Start
FXCS-2MMG3-M	FXCS-5MMG3-M	3/4"			
FXCS-1MMR3-M	FXCS-4MMR3-M	1/2"		Red	Stop
FXCS-2MMR3-M	FXCS-5MMR3-M	3/4"			
FXCS-1MMK3-M	FXCS-4MMK3-M	1/2"		Black	Specify
FXCS-2MMK3-M	FXCS-5MMK3-M	3/4"			

① Replace -M with -MB for Group "B" Rating, -MI for Iron Back Box, -MBI for Group "B" and Iron Back Box.
② For other than standard legend plate markings refer to 'Custom Legend Plates' on page 5.
③ Lens colors other than listed may be supplied - consult factory for special order.
Note: Four nameplates supplied; EMERG STOP, START, STOP, BLANK.
Operation - when push button is depressed contacts will change state. Operator remains in depressed position until pulled out to normal position.
* Group "B" (-MB & -MBI) versions need not be sealed within first 60" of conduit. Sealing fittings required beyond 60".

Two Position Selector Switch

Three Position Selector Switch

Class I, Div. 1&2, Groups B*,C,D
Class I, Zone 1&2, Groups IIB, IIA
Class II, Div. 1&2, Groups E,F,G
Class III
NEMA 3, 7(C,D) 9(E,F,G)

c SP us Certified File 2493125

FEATURES-SPECIFICATIONS

SEAL-XM TWO POSITION SELECTOR SWITCH - MAINTAINED CONTACT

CATALOG NUMBER BOX & COVER① DEAD-END	CATALOG NUMBER BOX & COVER① FEED-THRU	HUB SIZE	LEFT POSITION	RIGHT POSITION
FXCS-1S2A1-M	FXCS-4S2A1-M	1/2"		
FXCS-2S2A1-M	FXCS-5S2A1-M	3/4"		
FXCS-1S2A5-M	FXCS-4S2A5-M	1/2"		
FXCS-2S2A5-M	FXCS-5S2A5-M	3/4"		

SEAL-XM THREE POSITION SELECTOR SWITCH - MAINTAINED CONTACT

CATALOG NUMBER BOX & COVER① DEAD-END	CATALOG NUMBER BOX & COVER① FEED-THRU	HUB SIZE	LEFT POSITION	CENTER POSITION	RIGHT POSITION
FXCS-1S3C4-M	FXCS-4S3C4-M	1/2"			
FXCS-2S3C4-M	FXCS-5S3C4-M	3/4"			
FXCS-1S3C5-M	FXCS-4S3C5-M	1/2"			
FXCS-2S3C5-M	FXCS-5S3C5-M	3/4"			

SEAL-XM TWO POSITION SELECTOR SWITCH - SPRING RETURN

CATALOG NUMBER BOX & COVER① DEAD-END	CATALOG NUMBER BOX & COVER① FEED-THRU	HUB SIZE	LEFT POSITION	RIGHT POSITION
FXCS-1S2L3F-M	FXCS-4S2L3F-M	1/2"		
FXCS-2S2L3F-M	FXCS-5S2L3F-M	3/4"		
SELECTOR SWITCH OPERATION - Spring return to left from right - maintained in left.				

SEAL-XM THREE POSITION SELECTOR SWITCH - SPRING RETURN

CATALOG NUMBER BOX & COVER① DEAD-END	CATALOG NUMBER BOX & COVER① FEED-THRU	HUB SIZE	LEFT POSITION	CENTER POSITION	RIGHT POSITION
FXCS-1S3M6G	FXCS-4S3M6G	1/2"			
FXCS-2S3M6G	FXCS-5S3M6G	3/4"			
SPRING RETURN TO CENTER FROM LEFT AND RIGHT - MAINTAINED CENTER					
FXCS-1S3L6G	FXCS-4S3L6G	1/2"			
FXCS-2S3L6G	FXCS-5S3L6G	3/4"			
SPRING RETURN TO CENTER FROM RIGHT - MAINTAINED CENTER AND LEFT					
FXCS-1S3R6G	FXCS-4S3R6G	1/2"			
FXCS-2S3R6G	FXCS-5S3R6G	3/4"			
SPRING RETURN TO CENTER FROM LEFT - MAINTAINED CENTER AND RIGHT					

① Replace -M with -MB for Group "B" Rating, -MI for Iron Back Box, -MBI for Group "B" and Iron Back Box.
For other than standard legend plate markings refer to 'Custom Legend Plates' on page 5.
* Group "B" (-MB & -MBI) versions need not be sealed within first 60" of conduit. Sealing fittings required beyond 60".

Keyed Selector Switch

Class I, Div. 1&2, Groups B*,C,D
Class I, Zone 1&2, Groups IIB, IIA
Class II, Div. 1&2, Groups E,F,G
Class III
NEMA 3, 7(C,D) 9(E,F,G)

Certified File 2493125

FEATURES-SPECIFICATIONS

SEAL-XM TWO POSITION KEYED SELECTOR SWITCH - MAINTAINED CONTACT

CATALOG NUMBER BOX & COVER①		HUB SIZE	LEFT POSITION	RIGHT POSITION
DEAD-END	FEED-THRU			
FXCS-1K2A1-M	FXCS-4K2A1-M	1/2"		
FXCS-2K2A1-M	FXCS-5K2A1-M	3/4"		
FXCS-1K2A5-M	FXCS-4K2A5-M	1/2"		
FXCS-2K2A5-M	FXCS-5K2A5-M	3/4"		

SEAL-XM THREE POSITION KEYED SELECTOR SWITCH - MAINTAINED CONTACT

CATALOG NUMBER BOX & COVER①		HUB SIZE	LEFT POSITION	CENTER POSITION	RIGHT POSITION
DEAD-END	FEED-THRU				
FXCS-1K3C4-M	FXCS-4K3C4-M	1/2"			
FXCS-2K3C4-M	FXCS-5K3C4-M	3/4"			
FXCS-1K3C5-M	FXCS-4K3C5-M	1/2"			
FXCS-2K3C5-M	FXCS-5K3C5-M	3/4"			

SEAL-XM TWO POSITION KEYED SELECTOR SWITCH - SPRING RETURN

CATALOG NUMBER BOX & COVER①		HUB SIZE	LEFT POSITION	RIGHT POSITION
DEAD-END	FEED-THRU			
FXCS-1K2L3F22D-M	FXCS-4K2L3F22D-M	1/2"		
FXCS-2K2L3F22D-M	FXCS-5K2L3F22D-M	3/4"		
SELECTOR SWITCH OPERATION - Spring return to left from right - maintained in left.				

SEAL-XM THREE POSITION KEYED SELECTOR SWITCH - SPRING RETURN

CATALOG NUMBER BOX & COVER①		HUB SIZE	LEFT POSITION	CENTER POSITION	RIGHT POSITION
DEAD-END	FEED-THRU				
FXCS-1K3M6G32D-M	FXCS-4K3M6G32D-M	1/2"			
FXCS-2K3M6G32D-M	FXCS-5K3M6G32D-M	3/4"			
SELECTOR SWITCH - OPERATION - SPRING RETURN TO CENTER FROM LEFT AND RIGHT - MAINTAINED IN CENTER					
FXCS-1K3L6G32D-M	FXCS-4K3L6G32D-M	1/2"			
FXCS-2K3L6G32D-M	FXCS-5K3L6G32D-M	3/4"			
SELECTOR SWITCH - OPERATION - SPRING RETURN TO CENTER FROM RIGHT - MAINTAINED CENTER AND LEFT					
FXCS-1K3R6G32D	FXCS-4K3R6G32D	1/2"			
FXCS-2K3R6G32D	FXCS-5K3R6G32D	3/4"			
SELECTOR SWITCH - OPERATION - SPRING RETURN TO CENTER FROM LEFT - MAINTAINED CENTER AND RIGHT					

① Replace -M with -MB for Group "B" Rating, -MI for Iron Back Box, -MBI for Group "B" and Iron Back Box.
For other than standard legend plate markings refer to 'Custom Legend Plates' on page 5.
* Group "B" (-MB & -MBI) versions need not be sealed within first 60" of conduit. Sealing fittings required beyond 60".
Randomly Keyed. For keyed alike Maintained Contact Switch add "A" to cat. No. ie. FXCS-1K2A1A-M
For keyed alike Spring Return Switch replace "D" with "A" in cat. No. ie. FXCS-1K2L3F22A-M

LOCKOUT for STOP PB
Add - LO to end of cat. no.
Example: FXCS-IB2-M-LO

LOCKOUT for MUSHROOM HEAD PB
Add - LO to end of cat. no.
Example: FXCS-IMMR3-M-LO

CUSTOM LEGEND PLATES (Mounting Screws Included)

CAT. NO. & DESCRIPTION	CAT. NO. & DESCRIPTION	CAT. NO. & DESCRIPTION
PB AND PL Legend Plates	2 Pos. SS Legend Plates	3 Pos. SS Legend Plates
XCSNP - ON	XCSNP - ON-OFF	XCSNP - HAND-OFF-AUTO
XCSNP - OFF	XCSNP - OFF-ON	XCSNP - AUTO-OFF-HAND
XCSNP - START	XCSNP - OFF-REMOTE	XCSNP - HAND-OFF-REMOTE
XCSNP - STOP	XCSNP - START-STOP	XCSNP - STP-RUN-STRT
XCSNP - ESTOP	XCSNP - POWER-ON	XCSNP - FWD-OFF-REV
XCSNP - UP	XCSNP - UP-DOWN	XCSNP - REV-OFF-FWD
XCSNP - DOWN	XCSNP - RAISE-LOWER	XCSNP - RUN-OFF-JOG
XCSNP - FAST	XCSNP - HIGH-LOW	XCSNP - JOG-OFF-RUN
XCSNP - SLOW	XCSNP - SLOW-FAST	XCSNP - SLOW-OFF-FAST
XCSNP - IN	XCSNP - START-JOG	XCSNP - LOW-OFF-HIGH
XCSNP - OUT	XCSNP - RUN-JOG	XCSNP - RUS-OFF-LOWR
XCSNP - RAISE	XCSNP - JOG-RUN	XCSNP - LOCL-OFF-REM
XCSNP - LOWER	XCSNP - JOG-FORWARD	XCSNP - 1-OFF-2
XCSNP - HIGH	XCSNP - JOG-REVERSE	XCSNP - BLANK-3P
XCSNP - LOW	XCSNP - FWD-REV	
XCSNP - OPEN	XCSNP - HAND-AUTO	
XCSNP - CLOSE	XCSNP - AUTO-HAND	
XCSNP - FORWARD	XCSNP - MANUAL-AUTO	
XCSNP - REVERSE	XCSNP - SLOW-FAST	
XCSNP - READY	XCSNP - OPEN-CLOSE	
XCSNP - RUN	XCSNP - MOTOR-RUN	
XCSNP - RESET	XCSNP - MOTOR-STOP	
XCSNP - JOG	XCSNP - BLANK-2P	
XCSNP - INCH		
XCSNP - TEST		
XCSNP - BLANK		

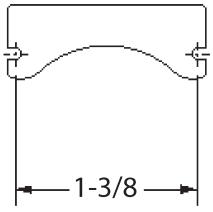

Drilling Instructions
(if holes not existing)
Drill #44(.086 Dia)
x 3/16 deep

CONTACT BLOCKS FACTORY SEALED

1 N.O./1 N.C.

CATALOG NUMBER D2CU

LED PILOT LIGHTS

DESCRIPTION	CATALOG NO.
120V AC/DC AMBER	YOIDECLSEDHA
120V AC/DC GREEN	YOIDECLSEDHG
120V AC/DC WHITE	YOIDECLSEDHPW
120V AC/DC RED	YOIDECLSEDHR
120V AC/DC BLUE	YOIDECLSEDHS
24V AC/DC AMBER	YOIDECLSTD2A
24V AC/DC GREEN	YOIDECLSTD2G
24V AC/DC WHITE	YOIDECLSTD2W
24V AC/DC RED	YOIDECLSTD2R
24V AC/DC BLUE	YOIDECLSTD2S

SEAL-XM™

FACTORY SEALED CONTROLS

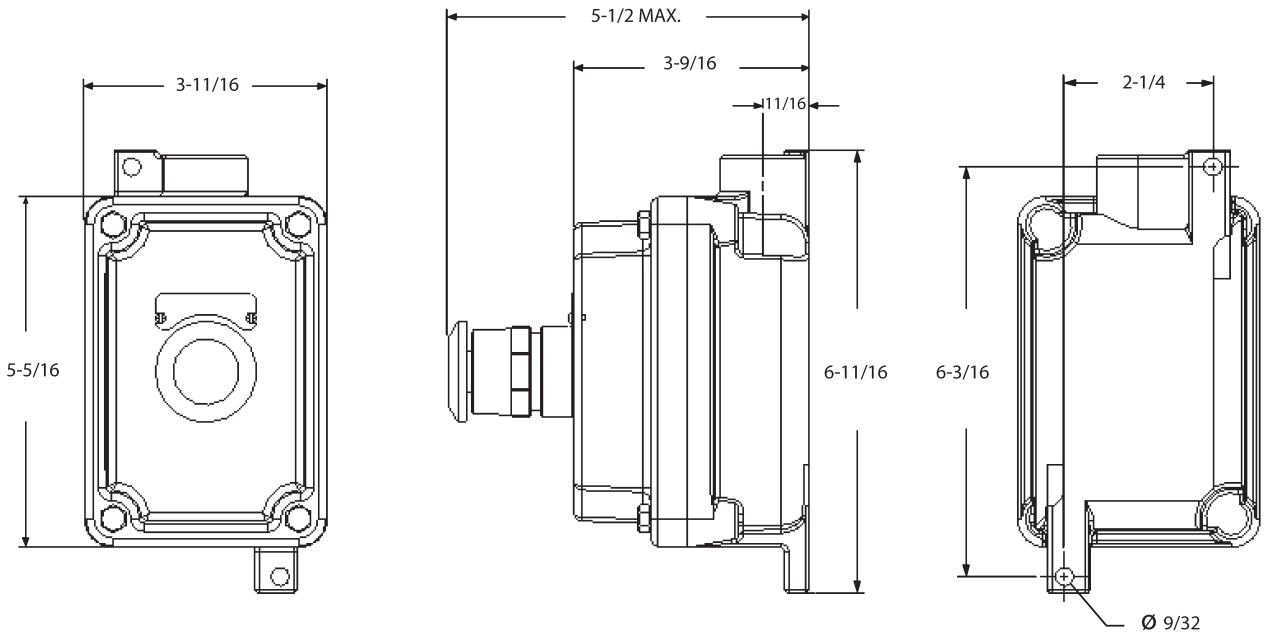

Front View **Profile** **Back Box**

ALSO FROM KILLARK

DuraTech®

D2C Series
Non-metallic Controls

Harsh and Hazardous

- Enclosures of rugged polyester resin and gasketed for NEMA 4X hose down protection
- Factory sealed contacts rated for heavy duty operation
- No external seals required for most applications

Factory Sealed Contact Block 1N.O./1N.C.

Class I, Div. 2, Groups A,B,C,D
Class I, Zone 2, Groups IIC, IIB, IIA
NEMA 3, 4, 4X, 7 (Div.2)

c UL us

HUBBELL
KILLARK®
3940 M.L. King Dr. St. Louis, MO 63113
TEL: (314) 531-0460 FAX: (314) 531-7164
www.hubbell-killark.com

RACO® BELL® KILLARK® HAWKE® CHALMIT® WIEGMANN® VANTAGE®

SBSEAL-XM 07-13

©2013 Hubbell Incorporated (Delaware)