



GE
Lighting

73294 - F28T8/XLSPX41CVG

GE Ecolux® covRguard® UltraMax™ Starcoat® T8 - Shatter-Resistant

• Passes TCLP, which can lower disposal costs.



Photo
Not Available

Circle E



GENERAL CHARACTERISTICS

Lamp Type	Linear Fluorescent - Straight Linear
Bulb	T8
Base	Medium Bi-Pin (G13)
Rated Life (NOM)	40000.0 h
Rated Life (instant start) @ Time	24000 h @ 3 h
	34000 h @ 12 h
Rated Life (rapid start) @ Time	45000.0 @ 3.0/50000.0 @ 12.0 h
Bulb Material	Soda lime
Starting Temperature (MIN)	15.0 °C
Mercury Content (NOM)	3.0 mg
Picograms of Mercury (NOM)	33.5 pg
Additional Info	TCLP compliant/UV blocking
Primary Application	Shatter-Resistant;Speciality

PHOTOMETRIC CHARACTERISTICS

Initial Lumens (NOM)	2643.0
Mean Lumens (NOM)	2485.0
Nominal Initial Lumens per Watt (NOM)	94.39286
Color Temperature (NOM)	4100.0 K
Color Rendering Index (CRI) (NOM)	82.0
S/P Ratio (Scotopic/Photopic Ratio) (NOM)	1.8

ELECTRICAL CHARACTERISTICS

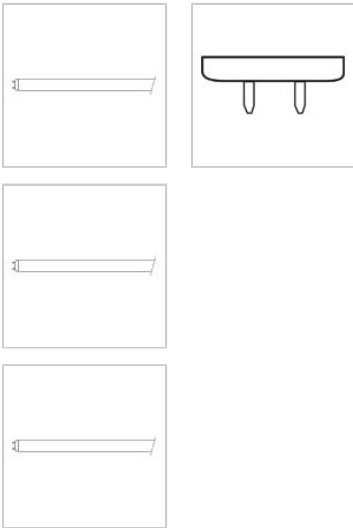
Wattage (NOM)	28.0
Cathode Resistance Ratio - Rh/Rc (MIN)	4.25
Cathode Resistance Ratio - Rh/Rc (MAX)	6.5
Lamp Current (NOM)	275.0 mA
Current Crest Factor (MAX)	1.7

DIMENSIONS

Maximum Overall Length (MOL) (NOM)	48.000 in(1219.2 mm)
Minimum Overall Length (NOM)	47.780 in(1213.6 mm)
Nominal Length (NOM)	48.000 in(1219.2 mm)
Bulb Diameter (DIA) (MIN)	0.940 in(23.9 mm)
Bulb Diameter (DIA) (MAX)	1.100 in(27.9 mm)
Bulb Diameter (DIA) (NOM)	1.000 in(25.4 mm)
Max Base Face to Base Face (A) (NOM)	47.220 in(1199.4 mm)
Face to End of Opposing Pin (B) (MIN)	47.400 in(1204.0 mm)
Face to End of Opposing Pin (B) (MAX)	47.500 in(1206.5 mm)
End of Base Pin to End of Opposite Pin End (C) (NOM)	47.670 in(1210.8 mm)

PRODUCT INFORMATION

Product Code	73294
Description	F28T8/XLSPX41CVG
Standard Package	Case
Standard Package GTIN	10043168732946
Standard Package Quantity	36
Sales Unit	Unit
No Of Items Per Sales Unit	1
No Of Items Per Standard Package	36
UPC	043168732949



CAUTIONS & WARNINGS

Caution

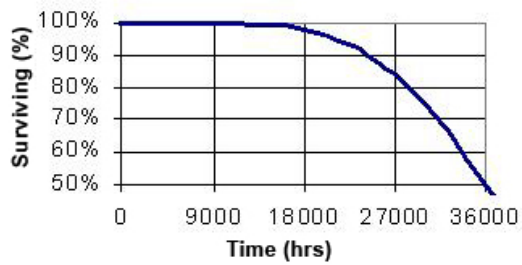
- Lamp may shatter and cause injury if broken
 - Wear safety glasses and gloves when handling lamp.
 - Do not use excessive force when installing lamp.

Warning

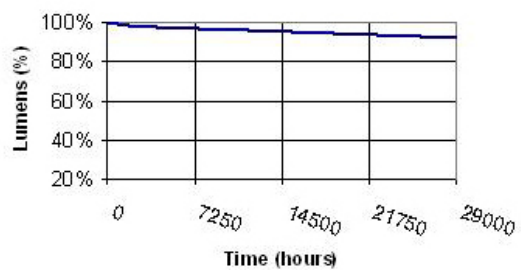
- Risk of Electric Shock
 - Turn power off before inspection, installation or removal.

GRAPHS & CHARTS

Graphs_Lamp Mortality



Graphs_Lumen Maintenance



Graphs_Spectral Power Distribution

