

# TYPE SINGLE CONDUCTOR - 1350 SERIES ALUMINUM - UNDERGROUND DISTRIBUTION CABLE - 600V

SINGLE-RATED: XLPE INSULATED 90°C

## ENGINEERING SPECIFICATIONS

### Standards

Underwriters Laboratories® Standards UL-854; ANSI/ICEA S-105-692-2011; IEEE 835-1994; Compact Stranded Aluminum Alloy 1350 Series per ASTM B230, ASTM B231, ASTM B609, ASTM B836; ARRA 2009 Section 1605 "Buy American" Compliant; RoHS Compliant; RUS Accepted; ICEA S-81-570; UL Listing #E - 174428



Listed E-174428



## CONSTRUCTION

### Conductors

Compact Stranded Conductors, Aluminum Alloy 1350 Series per ASTM B230, ASTM B231, ASTM B609, and ASTM B836

### Insulation


Cross-link polyethylene (XLPE) insulation per UL-854 and ANSI/ICEA S-105-692. Black XLPE insulation.

## APPLICATIONS

Single-conductor, XLPE insulated conductor for utility underground applications not exceeding 600 volts. For NEC applications when used as USE-2 per UL 854 and NEC 310.104(A) and non-NEC applications including direct burial, or for installation in electrical ducts or raceways. For wet or dry locations not exceeding 90°C for normal operation, 130°C for emergency overloads not to exceed 100 hours within 12 consecutive months.

## FEATURES

One black XLPE insulated phase conductor. Superior weather, abrasion, crush, and sunlight-resistant XLPE insulation. Manufactured and tested according to ANSI/ICEA S-105-692: Standard For 600 Volt Single Layer Thermoset Insulated Utility Underground Distribution Cables. Also manufactured and tested according to UL-854 for single-rated USE-2 cables. Conductor is surface printed for identification. Excellent ruggedized and mechanical protection.



- 1 XLPE Insulation
- 2 Compact Stranded Conductor, EC-1350 Series

Conductor					Finished Cable		Allowable Ampacities (Amps) for Direct Burial <sup>1,2</sup>	Standard Packaging (ft)
Code Name	Size (AWG)	No. of Strands	Compact Diameter of Aluminum Conductor (in)	Insulation Thickness (in)	Outside Diameter (in)	Approximate Net Weight (lbs/1000 ft)		
Princeton	6	7	0.169	0.060	0.289	44	108	500' 1000' 2500' 5000' Reels
Mercer	4	7	0.213	0.060	0.333	62	140	500' 1000' 2500' 5000' Reels
Clemson	2	7	0.268	0.060	0.388	90	180	500' 1000' 2500' 5000' Reels
Kenyon	1	8	0.299	0.080	0.459	120	203	500' 1000' 2500' 5000' Reels
Harvard	1/0	10	0.336	0.080	0.496	150	231	500' 1000' 2500' 5000' Reels
Yale	2/0	12	0.376	0.080	0.536	176	263	500' 1000' 2500' 5000' Reels
Tufts	3/0	15	0.423	0.080	0.583	216	299	500' 1000' 2500' 5000' Reels
Beloit	4/0	19	0.475	0.080	0.635	262	338	500' 1000' 2500' 5000' Reels
Hofstra	250	22	0.520	0.095	0.710	320	368	500' 1000' 2500' 4000' Reels
Gonzaga	300	21	0.570	0.095	0.760	375	407	500' 1000' 3500' Reels
Rutgers	350	24	0.616	0.095	0.806	430	444	500' 1000' 3000' Reels
Dartmouth	400	27	0.659	0.095	0.849	484	475	500' 1000' 3000' Reels
Emory	500	34	0.736	0.095	0.926	583	540	500' 1000' 2500' Reels
Duke	600	41	0.813	0.110	1.033	710	595	500' 1000' 2000' Reels
Furman	700	45	0.877	0.110	1.097	810	645	500' 1000' 1500' Reels
Sewanee	750	47	0.908	0.110	1.128	865	667	500' 1000' 1500' Reels
Fordham	1000	61	1.060	0.110	1.340	1122	800	500' 1000' Reels

<sup>1</sup> Ampacities shown are for non-NEC applications and are based on current in phase conductors only:

a) 90°C conductor temperature

b) 20°C earth ambient

c) 100% load factor

d) (Rho) = 90°C-cm/watt earth thermal resistivity for three cable, 36" deep burial

<sup>2</sup> IEEE 835, Standard Power Cable Ampacity Table

For NEC applications, consult appropriate NEC ampacity section. The above data is approximate and subject to normal manufacturing tolerances.

**PRINT LEGEND:** ENCORE WIRE CORP (SIZE) EC-1350 AL CDR TYPE USE-2 SUN-RES DIR-BUR 600 VOLT XLPE (UL) DATE/TIME/OPER/QC

# TYPE DUPLEX - 1350 SERIES ALUMINUM - UNDERGROUND DISTRIBUTION CABLE - 600V

SINGLE-RATED: XLPE INSULATED 90°C

## ENGINEERING SPECIFICATIONS

### Standards

Underwriters Laboratories® Standards UL-854; ANSI/ICEA S-105-692; IEEE 835-1994; Compact Stranded Aluminum Alloy 1350 Series per ASTM B230, ASTM B231, ASTM B609, ASTM B836; ARRA 2009 Section 1605 "Buy American" Compliant; RUS Accepted; RoHS Compliant; ICEA S-81-570; UL Listing #E - 174428



Listed E-174428



## CONSTRUCTION

### Conductors

Compact Stranded Conductors, Aluminum Alloy 1350 Series per ASTM B230, ASTM B231, ASTM B609, and ASTM B836

### Insulation

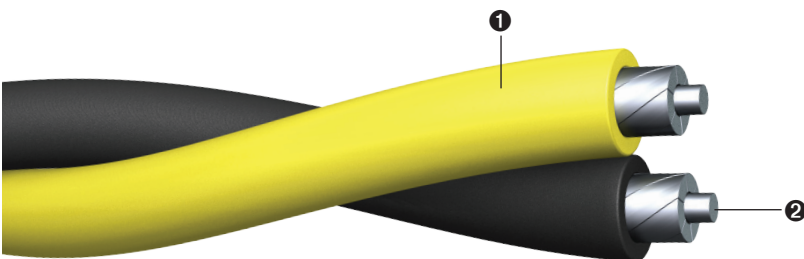
Cross-link polyethylene (XLPE) insulation per UL-854 and ANSI/ICEA S-105-692. Black XLPE insulation on phase conductor, yellow XLPE insulation on grounded (neutral) conductor.

## APPLICATIONS

Duplex construction, single-rated USE-2 cables for underground service entrance applications not exceeding 600 volts. May be used as single-rated type USE-2 for NEC applications, as well as, non-NEC applications, including direct burial, or for installation in ducts or conduits. For wet or dry locations not exceeding 90°C for normal operation, 130°C for emergency overloads, and 250°C under short circuit conditions. All conductors may be used as UL single-rated as USE-2 per UL-854.

## FEATURES

One black XLPE insulated phase conductor cabled together with one yellow XLPE insulated neutral conductor. Superior weather, abrasion, crush, and sunlight-resistant XLPE insulation. Manufactured and tested according to *ANSI/ICEA S-105-692: Standard For 600 Volt Single Layer Thermoset Insulated Utility Underground Distribution Cables*. Also manufactured and tested according to UL-854 for single-rated USE-2 cables. Conductors are surface printed for identification. Excellent ruggedized and mechanical protection.



- 1 XLPE Insulation
- 2 Compact Stranded Conductor, EC-1350 Series

Code Name	Conductor Sizes (AWG)	Phase Conductors				Neutral Conductor				Finished Cable		Allowable Ampacities (Amps) for Direct Burial <sup>1</sup>	Standard Packaging (ft)
		Size (AWG)	No. of Strands	XLPE Thickness (in)	Outside Diameter (in)	Size (AWG)	No. of Strands	XLPE Thickness (in)	Outside Diameter (in)	Approximate Net Weight (lbs/1000 ft)	Final Diameter (in)		
Bard	8-8	8	7	0.060	0.254	8	7	0.060	0.254	64	0.508	70	500' 1000' 1500' Reels
Clafin	6-6	6	7	0.060	0.289	6	7	0.060	0.289	88	0.578	112	500' 1000' 1500' Reels
Delgado	4-4	4	7	0.060	0.333	4	7	0.060	0.333	124	0.666	140	500' 1000' 1500' Reels

<sup>1</sup> Ampacities shown are for non-NEC applications and are based on current in phase conductors only per IEEE 835, Standard Power Cable Ampacity Table:

a) 90°C conductor temperature

b) 20°C earth ambient

c) 100% load factor

d) (Rho) = 90°C-cm/watt earth thermal resistivity for three cable, 36" deep burial

For NEC applications, consult appropriate NEC ampacity section. The above data is approximate and subject to normal manufacturing tolerances.

**PRINT LEGEND:** ENCORE WIRE CORP (SIZE) EC-1350 AL CDR TYPE USE-2 SUN-RES DIR-BUR 600 VOLT XLPE (UL) DATE/TIME/OPER/QC

# TYPE TRIPLEX - 1350 SERIES ALUMINUM - UNDERGROUND DISTRIBUTION CABLE - 600V

SINGLE-RATED: XLPE INSULATED 90°C

## ENGINEERING SPECIFICATIONS

### Standards

Underwriters Laboratories® Standards UL-854; ANSI/ICEA S-105-692; IEEE 835-1994; Compact Stranded Aluminum Alloy 1350 Series per ASTM B230, ASTM B231, ASTM B609, ASTM B836; ARRA 2009 Section 1605 "Buy American" Compliant; RoHS Compliant; RUS Accepted; ICEA S-81-570; UL Listing #E - 174428



Listed E-174428



## CONSTRUCTION

### Conductors

Compact Stranded Aluminum Alloy 1350 Series per ASTM B230, ASTM B231, ASTM B609, and ASTM B836

### Insulation

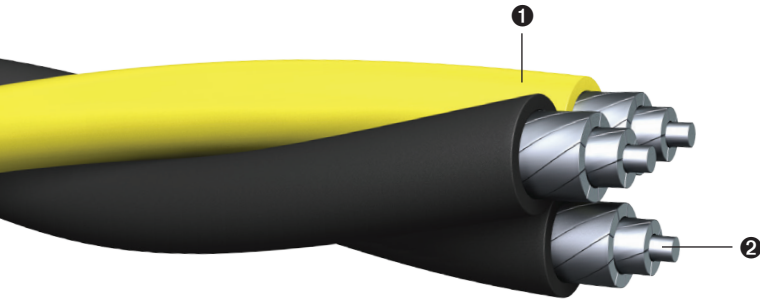
Cross-link polyethylene (XLPE) insulation per UL-854 and ANSI/ICEA S-105-692. Black XLPE insulation on phase conductors, yellow XLPE insulation on grounded (neutral) conductor.

## APPLICATIONS

Triplex Construction, XLPE insulated conductor for utility underground applications not exceeding 600 volts. For NEC applications when used as USE-2 per UL 854 and NEC 310.104(A) and non-NEC applications including direct burial, or for installation in electrical ducts or raceways. For wet or dry locations not exceeding 90°C for normal operation, 130°C for emergency overloads not to exceed 100 hours within 12 consecutive months.

## FEATURES

Two black XLPE insulated phase conductors cabled together with one yellow XLPE insulated neutral conductor. Superior weather, abrasion, crush, and sunlight-resistant XLPE insulation. Manufactured and tested according to ANSI/ICEA S-105-692: Standard For 600 Volt Single Layer Thermoset Insulated Utility Underground Distribution Cables. Also manufactured and tested according to UL-854 for single-rated USE-2 cables. Conductors are surface printed for identification. Excellent ruggedized and mechanical protection.



1 XLPE Insulation

2 Compact Stranded Conductor, EC-1350 Series

Code Name	Conductor Sizes (AWG)	Phase Conductors				Neutral Conductor				Finished Cable		Allowable Ampacities for Direct Burial <sup>1</sup>	Standard Packaging (ft)
		Size (AWG)	No. of Strands	XLPE Thickness (in)	Outside Diameter (in)	Size (AWG)	No. of Strands	XLPE Thickness (in)	Outside Diameter (in)	Outside Diameter (in)	Approximate Net Weight (lbs/1000 ft)		
Erskine <sup>2</sup>	6-6-6	6	7	0.060	0.289	6	7	0.060	0.289	0.643	130	100	500' 1000' 1500' Reels
Vassar	4-4-4	4	7	0.060	0.333	4	7	0.060	0.333	0.744	185	130	500' 1000' 1500' Reels
Stephens	2-2-4	2	7	0.060	0.388	4	7	0.060	0.333	0.869	241	168	500' 1000' 1500' Reels
Ramapo	2-2-2	2	7	0.060	0.388	2	7	0.060	0.388	0.869	269	168	500' 1000' 1500' Reels
Brenau	1/0-1/0-2	1/0	10	0.080	0.496	2	7	0.060	0.388	1.111	380	219	500' 1000' 1500' Reels
Bergen	1/0-1/0-1/0	1/0	10	0.080	0.496	1/0	10	0.080	0.496	1.111	436	219	500' 1000' 1500' Reels
Converse	2/0-2/0-1	2/0	12	0.080	0.536	1	8	0.080	0.459	1.200	471	249	500' 1000' 1500' Reels
Hunter	2/0-2/0-2/0	2/0	12	0.080	0.536	2/0	12	0.080	0.536	1.200	526	249	500' 1000' 1500' Reels
Hollins	3/0-3/0-1/0	3/0	15	0.080	0.583	1/0	10	0.080	0.496	1.300	573	284	500' 1000' 1500' Reels
Rockland	3/0-3/0-3/0	3/0	15	0.080	0.583	3/0	15	0.080	0.583	1.300	640	284	500' 1000' 1500' Reels
Sweetbriar	4/0-4/0-2/0	4/0	19	0.080	0.635	2/0	12	0.080	0.536	1.420	695	322	500' 1000' 1500' Reels
Monmouth	4/0-4/0-4/0	4/0	19	0.080	0.635	4/0	19	0.080	0.635	1.420	780	322	500' 1000' 1500' Reels
Pratt	250-250-3/0	250	22	0.095	0.710	3/0	15	0.080	0.583	1.550	844	356	500' 1000' 1500' Reels
Wesleyan	350-350-4/0	350	24	0.095	0.806	4/0	19	0.080	0.635	1.810	1105	431	500' 1000' 1500' Reels
Newark	350-350-350	350	24	0.095	0.806	350	24	0.095	0.806	1.810	1266	431	500' 1000' 1500' Reels
Holyoke	500-500-300	500	34	0.095	0.926	300	21	0.095	0.760	2.060	1528	525	500' 1000' 1500' Reels
Rider	500-500-350	500	34	0.095	0.926	350	24	0.095	0.806	2.060	1581	525	500' 1000' 1500' Reels
Westchester	500-500-500	500	34	0.095	0.926	500	34	0.095	0.926	2.060	1739	525	500' 1000' 1500' Reels
Fairfield	750-750-500	750	47	0.110	1.128	500	34	0.095	0.926	2.405	2300	615	500' 1000' 1500' Reels

<sup>1</sup> Ampacities shown are for non-NEC applications and are based on current in phase conductors only:

a) 90°C conductor temperature

b) 20°C earth ambient

c) 100% load factor

d) (Rho) = 90°C-cm/watt earth thermal resistivity for three cable, 36" deep burial

<sup>2</sup> IEEE 835, Standard Power Cable Ampacity Table

For NEC applications, consult appropriate NEC ampacity section. The above data is approximate and subject to normal manufacturing tolerances.

**PRINT LEGEND:** ENCORE WIRE CORP (SIZE) EC-1350 AL CDR TYPE USE-2 SUN-RES DIR-BUR 600 VOLT XLPE (UL) DATE/TIME/OPER/QC

# TYPE QUADRUPLEX - 1350 SERIES ALUMINUM - UNDERGROUND DISTRIBUTION CABLE - 600V

SINGLE-RATED: XLPE INSULATED 90°C

## ENGINEERING SPECIFICATIONS

### Standards

Underwriters Laboratories® Standards UL-854; ANSI/ICEA S-105-692; IEEE 835-1994; Compact Stranded Aluminum Alloy 1350 Series per ASTM B230, ASTM B231, ASTM B609, ASTM B836; ARRA 2009 Section 1605 "Buy American" Compliant; RoHS Compliant; RUS Accepted; ICEA S-81-570; UL Listing #E - 174428



Listed E-174428



## CONSTRUCTION

### Conductors

Compact Stranded Aluminum Alloy 1350 Series per ASTM B230, ASTM B231, ASTM B609, and ASTM B836

### Insulation

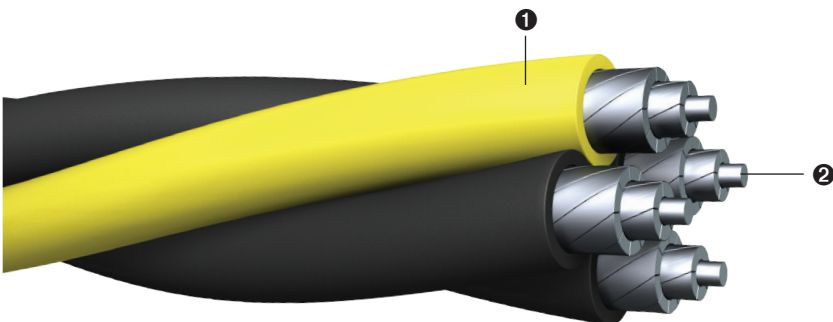
Cross-link polyethylene (XLPE) insulation per UL-854 and ANSI/ICEA S-105-692. Black XLPE insulation on phase conductors, yellow XLPE insulation on grounded (neutral) conductor.

## APPLICATIONS

Quadruplex Construction, XLPE insulated conductor for utility underground applications not exceeding 600 volts. For NEC applications when used as USE-2 per UL 854 and NEC 310.104(A) and non-NEC applications including direct burial, or for installation in electrical ducts or raceways. For wet or dry locations not exceeding 90°C for normal operation, 130°C for emergency overloads not to exceed 100 hours within 12 consecutive months.

## FEATURES

Three black XLPE insulated phase conductors cabled together with one yellow XLPE insulated neutral conductor. Superior weather, abrasion, crush, and sunlight-resistant XLPE insulation. Manufactured and tested according to *ANSI/ICEA S-105-692: Standard For 600 Volt Single Layer Thermoset Insulated Utility Underground Distribution Cables*. Also manufactured and tested according to UL-854 for single-rated USE-2 cables. Conductors are surface printed for identification. Excellent ruggedized and mechanical protection.



- ① XLPE Insulation
- ② Compact Stranded Conductor, EC-1350 Series

Code Name	Conductor Sizes (AWG)	Phase Conductors				Neutral Conductor				Finished Cable		Allowable Ampacities for Direct Burial <sup>1,2</sup>	Standard Packaging (ft)
		Size (AWG)	No. of Strands	XLPE Thickness (in)	Outside Diameter (in)	Size (AWG)	No. of Strands	XLPE Thickness (in)	Outside Diameter (in)	Outside Diameter (in)	Approximate Net Weight (lbs/1000 ft)		
Tulsa	4-4-4-4	4	7	0.060	0.330	4	7	0.060	0.330	0.797	248	119	500' 1000' 1500' Reels
Dyke	2-2-2-4	2	7	0.060	0.388	4	7	0.060	0.330	0.937	332	153	500' 1000' 1500' Reels
Wittenberg	2-2-2-2	2	7	0.060	0.388	2	7	0.060	0.388	0.937	360	153	500' 1000' 1500' Reels
Notre Dame	1/0-1/0-1/0-2	1/0	10	0.080	0.496	2	7	0.060	0.388	1.197	540	198	500' 1000' 1500' Reels
Purdue	1/0-1/0-1/0-1/0	1/0	10	0.080	0.496	1/0	10	0.080	0.496	1.197	600	198	500' 1000' 1500' Reels
Syracuse	2/0-2/0-2/0-1	2/0	12	0.080	0.536	1	8	0.080	0.459	1.294	648	226	500' 1000' 1500' Reels
Lafayette	2/0-2/0-2/0-2/0	2/0	12	0.080	0.536	2/0	12	0.080	0.536	1.294	704	226	500' 1000' 1500' Reels
Swarthmore	3/0-3/0-3/0-1/0	3/0	15	0.080	0.583	1/0	10	0.080	0.496	1.407	798	257	500' 1000' 1500' Reels
Davidson	3/0-3/0-3/0-3/0	3/0	15	0.080	0.583	3/0	15	0.080	0.583	1.407	864	257	500' 1000' 1500' Reels
Wake Forest	4/0-4/0-4/0-2/0	4/0	19	0.080	0.635	2/0	12	0.080	0.536	1.533	962	291	500' 1000' 1500' Reels
Earlham	4/0-4/0-4/0-4/0	4/0	19	0.080	0.635	4/0	19	0.080	0.635	1.533	1048	291	500' 1000' 1500' Reels
Rust	250-250-250-3/0	250	22	0.095	0.710	3/0	15	0.080	0.583	1.714	1176	319	500' 1000' 1500' Reels
Slippery Rock	350-350-350-4/0	350	24	0.095	0.806	4/0	19	0.080	0.635	1.946	1552	385	500' 1000' 1500' Reels
Niagara	350-350-350-350	350	24	0.095	0.806	350	24	0.095	0.806	1.946	1720	385	500' 1000' Reels
Wofford	500-500-500-350	500	34	0.095	0.926	350	24	0.095	0.806	2.235	2179	467	500' 1000' Reels
Marshall	500-500-500-500	500	34	0.095	0.926	500	34	0.095	0.926	2.235	2332	467	500' 1000' Reels
Windham	750-750-750-500	750	47	0.110	1.128	500	34	0.095	0.926	2.723	3178	575	500' 1000' Reels
Tabor	750-750-750-750	750	47	0.110	1.128	750	47	0.110	1.128	2.723	3460	575	500' 1000' Reels

<sup>1</sup> Ampacities shown are for non-NEC applications and are based on current in phase conductors only:

a) 90°C conductor temperature

b) 20°C earth ambient

c) 100% load factor

d) (Rho) = 90°C-cm/watt earth thermal resistivity for three cable, 36" deep burial

<sup>2</sup> IEEE 835, Standard Power Cable Ampacity Table

For NEC applications, consult appropriate NEC ampacity section. The above data is approximate and subject to normal manufacturing tolerances.

**PRINT LEGEND:** ENCORE WIRE CORP (SIZE) EC-1350 AL CDR TYPE USE-2 SUN-RES DIR-BUR 600 VOLT XLPE (UL) DATE/TIME/OPER/QC