

AAC BARE OVERHEAD SUPPORTING NEUTRAL

AAC - ALL ALUMINUM CONDUCTOR - 1350 SERIES ALLOY

ENGINEERING SPECIFICATIONS:

Standards:

ASTM B230: Standard Specification for Aluminum 1350-H19 Wire for Electrical Purposes.
 ASTM B231: Standard Specification for Concentric-Lay-Stranded Aluminum 1350 Conductors.



CONSTRUCTION:

Conductors:


Stranded, Concentric-Lay Aluminum Conductors, 1350 Series Alloy per ASTM B231.

Assembly:

AAC bare overhead supporting neutrals are concentric-lay-stranded aluminum alloy 1350 conductors with a straight, round central wire surrounded by one or more layers of helically applied wires. Outer layer has right-handed lay.

APPLICATIONS:

Suitable for overhead transmission and distribution applications that do not require the rated strength of ACSR type neutrals. Encore's AAC overhead neutrals include Class AA for bare conductors usually used in overhead lines, and/or Class A for conductors to be covered with weather-resistant materials. Class A also for bare conductors where greater flexibility is required.



1

1 Concentric Stranded All Aluminum Conductor (AAC), 1350 Series Alloy

AAC BARE OVERHEAD SUPPORTING NEUTRAL

AAC - ALL ALUMINUM CONDUCTOR - 1350 SERIES ALLOY

Code Word	Conductor Sizes			No. of Strands	Class	Nominal Diameters		Approximate Net Weight (lbs/1000 ft)	Rated Strength (lbs)	Resistance				Reactance @ 60 Hz		Ampacity (Amps)
	AWG KCMIL	Area (mm ²)	Area (in ²)			Each Strand (in)	Finished OD (in)			DC Resistance at 20C AC Resistance at 60 Hz (Ohms/1000ft)				1 ft. equiv. spacing (Megohms/1000ft)		
										DC 20°C	AC 25°C	AC 50°C	AC 50°C	Capacitive	Inductive	
Peachbell	6	13.3	0.0206	7	A	0.0612	0.184	24.6	563	0.661	0.673	0.739	0.806	0.7660	0.1193	103
Rose	4	21.1	0.0328	7	A	0.0772	0.232	39.1	881	0.416	0.423	0.465	0.506	0.7296	0.1140	138
Iris	2	33.6	0.0522	7	AA, A	0.0974	0.292	62.2	1350	0.261	0.266	0.293	0.318	0.6929	0.1087	185
Pansy	1	42.4	0.0657	7	AA, A	0.1093	0.328	78.4	1640	0.207	0.211	0.232	0.253	0.6716	0.1061	214
Poppy	1/0	53.5	0.0829	7	AA, A	0.1228	0.368	98.9	1990	0.164	0.167	0.184	0.200	0.6550	0.1034	247
Aster	2/0	67.4	0.1045	7	AA, A	0.1379	0.414	124.8	2510	0.130	0.133	0.146	0.159	0.6346	0.1008	286
Phlox	3/0	85.0	0.1317	7	AA, A	0.1548	0.464	157.2	3040	0.103	0.105	0.116	0.126	0.6188	0.0981	331
Oxlip	4/0	107.2	0.1662	7	AA, A	0.1739	0.522	198.4	3830	0.0820	0.0835	0.0917	0.100	0.6029	0.0955	383
Daisy	266.8	135.2	0.2095	7	AA	0.1953	0.586	250.2	4830	0.0648	0.0663	0.0727	0.0794	0.5810	0.0926	443
Tulip	336.4	170.5	0.2644	19	A	0.1331	0.665	315.5	6150	0.0513	0.0527	0.0578	0.0629	0.5600	0.0888	513
Canna	397.5	201.4	0.3124	19	AA, A	0.1446	0.723	372.9	7110	0.0435	0.0445	0.0489	0.0534	0.5490	0.0869	570
Cosmos	477.0	241.1	0.3744	19	AA	0.1584	0.792	446.8	8360	0.0363	0.0373	0.0409	0.0445	0.5330	0.0848	639
Dahlia	556.5	282.0	0.4369	19	AA	0.1711	0.856	521.4	9750	0.0311	0.0320	0.0352	0.0383	0.5220	0.0830	703
Orchid	636.0	322.3	0.4995	37	AA, A	0.1311	0.918	596.0	11400	0.0272	0.0282	0.0309	0.0335	0.5110	0.0811	765
Petunia	750.0	380.0	0.5893	37	AA	0.1424	0.997	703.2	13100	0.0230	0.0251	0.0263	0.0286	0.4980	0.0792	847
Arbutus	795.0	402.8	0.6245	37	AA	0.1466	1.026	745.3	13900	0.0217	0.0227	0.0248	0.0269	0.4940	0.0780	878
Magnolia	954.0	483.4	0.7495	37	AA	0.1606	1.124	894.5	16400	0.0181	0.0191	0.0208	0.0227	0.4790	0.0763	982
Bluebell	1033.5	523.7	0.8114	37	AA	0.1671	1.170	968.4	17700	0.0167	0.0177	0.0193	0.0210	0.0473	0.0756	1031

DC Resistance based on 16.95 Ohms-cmil/ft (20°C); 61.20% IACS per ASTM B231.

AC Resistance at 60Hz.

Ampacity based on 75°C conductor temp; 25°C ambient temp; 0.5 coefficients emissivity and absorption; 2ft./sec wind; 961 watts/sq. foot sun.

TYPE DUPLEX - EC-1350 SERIES ALUMINUM - OVERHEAD SERVICE DROP / 600V

AAC 1350 - ALL ALUMINUM CONDUCTOR SUPPORTING NEUTRAL

ENGINEERING SPECIFICATIONS:

Standards:

ANSI/ICEA S-76-474; ASTM B233; ASTM B836; ARRA 2009 Section 1605 "Buy American" Compliant.

CONSTRUCTION:

Conductors:

Insulated Conductor: Compact Stranded Conductors, Aluminum Alloy 1350 Series per ASTM B230; ASTM B609; ASTM B231; ASTM B836.

Neutral Conductor: Stranded All Aluminum Conductor (AAC), 1350 Series Alloy Bare Neutral Conductor per ASTM B230; ASTM B609; ASTM B231.



Insulation:

Cross-link polyethylene (XLPE) black insulation per ANSI/ICEA S-76-474, rated 90°C wet or dry.

APPLICATIONS:

Duplex overhead service drop cable with AAC Series 1350 alloy neutral is designed for applications not exceeding 600 volts with a maximum conductor operating temperature of 90°C. Primarily used for delivering single phase power from secondary power lines or pole mounted transformers to service entrance heads of a building or structure. Suitable for 120 volt aerial service for outdoor lighting or for temporary service at construction sites.

FEATURES:

Duplex overhead service drop cable has one black XLPE insulated aluminum conductor cabled around a bare stranded AAC 1350 alloy supporting neutral. Superior weather-, abrasion-, crush-, and sunlight-resistant XLPE insulation rated 90°C operation. Manufactured and tested according to ANSI/ICEA S-76-474: Standard for Neutral Supported Power Cable Assemblies with Weather-Resistant Extruded Insulations Rated 600 Volts. Conductor is surface printed for identification.



- ① XLPE Insulation
- ② Compact Stranded Aluminum Conductor, EC-1350 Series
- ③ Concentric Stranded All Aluminum Conductor (AAC), EC-1350 Series Supporting Neutral

TYPE DUPLEX - EC-1350 SERIES ALUMINUM - OVERHEAD ALUMINUM SERVICE DROP - 600V

AAC 1350 - ALL ALUMINUM CONDUCTOR SUPPORTING NEUTRAL

Code Word	Conductor Sizes (AWG)	Phase Conductors				Bare Neutral Conductor					*Ampacity (XLPE)	Diameter of Final Construction (in)	Approximate Net Weight (lbs/1000 ft)	Standard Packaging Reels (ft)
		Size (AWG)	No. of Strands	Insulation Thickness (in)	Outside Diameter (in)	Type	Size (AWG)	No. of Strands	Rated Strength (lbs)	Finished OD (in)				
Collie	6-6	6	7	0.045	0.259	AAC	6	7	563	0.169	110	0.428	65	500' 1000' 1500'
Spaniel	4-4	4	7	0.045	0.303	AAC	4	7	881	0.213	145	0.516	90	500' 1000' 1500'
Doberman	2-2	2	7	0.045	0.358	AAC	2	7	881	0.268	195	0.626	150	500' 1000' 1500'
Malemute	1/0-1/0	1/0	10	0.060	0.456	AAC	1/0	7	881	0.336	260	0.792	235	500' 1000' 1500'

*Ampacities shown are for non-NEC applications and are based on the following factors:

a) conductor temperature of 65°C over 25°C ambient temperature

b) 2 ft./sec crosswind

c) .9 coefficient of emissivity, no sun

For NEC® type applications, consult appropriate NEC ampacity section.

The above data is approximate and subject to normal manufacturing tolerances.

PRINT LEGEND: ENCORE WIRE CORP (SIZE) AWG EC-1350 AL CDR XLPE SUN RES 600 VOLT DATE/TIME/OPERATOR/QC

TYPE TRIPLEX - EC-1350 SERIES ALUMINUM - OVERHEAD SERVICE DROP - 600V

AAC 1350 - ALL ALUMINUM CONDUCTOR SUPPORTING NEUTRAL

ENGINEERING SPECIFICATIONS:

Standards:

ANSI/ICEA S-76-474; ASTM 233; ASTM B836; ARRA 2009/FAR Subpart 25.6 "Buy American" Compliant.

CONSTRUCTION:

Conductors:

Insulated Conductors: Compact Stranded Conductors, Aluminum Alloy 1350 Series per ASTM B230; ASTM B609; ASTM B231; ASTM B836.

Neutral Conductor: Stranded All Aluminum Conductor (AAC), 1350 Series Alloy Bare Neutral Conductor per ASTM B230; ASTM B609; ASTM B231.

Insulation:

Cross-link polyethylene (XLPE) black insulation per ANSI/ICEA S-76-474, rated 90°C wet or dry.




APPLICATIONS:

Triplex overhead service drop cable with AAC 1350 Series alloy neutral is designed for applications not exceeding 600 volts with a maximum conductor operating temperature of 90°C. Primarily used for delivering single phase power from secondary power lines or pole mounted transformers to service entrance heads of a building or structure. Suitable for 120 volt aerial service for outdoor lighting or for temporary service at construction sites.

FEATURES:

Triplex overhead service drop cable has two black XLPE insulated aluminum conductors cabled around a bare stranded AAC 1350 Series alloy supporting neutral. Superior weather-, abrasion-, crush-, and sunlight-resistant XLPE insulation rated 90°C for operation. Manufactured and tested according to *ANSI/ICEA S-76-474: Standard for Neutral Supported Power Cable Assemblies with Weather-Resistant Extruded Insulations Rated 600 Volts*. Insulated conductors are surface printed for identification.



- ❶ XLPE Insulation
- ❷ Compact Stranded Conductor, EC-1350 Series
- ❸ Concentric Stranded All Aluminum Conductor (AAC), 1350 Series Supporting Neutral

TYPE TRIPLEX - EC-1350 SERIES ALUMINUM - OVERHEAD SERVICE DROP - 600V

AAC 1350 - ALL ALUMINUM CONDUCTOR SUPPORTING NEUTRAL

Code Word	Conductor Sizes (AWG)	Phase Conductors				Bare Neutral Conductor					*Ampacity (XLPE)	Diameter of Final Construction (in)	Approximate Net Weight (lbs/1000 ft)	Standard Packaging Reels (ft)
		Size (AWG)	No. of Strands	XLPE Thickness (in)	Outside Diameter (in)	Type	Size (AWG)	No. of Strands	Rated Strength (lbs)	Finished OD (in)				
Patella	6-6-6	6	7	0.045	0.259	AAC	6	7	563	0.169	110	0.552	120	500' 1000' 1500'
Oyster	4-4-4	4	7	0.045	0.303	AAC	4	7	881	0.213	145	0.645	160	500' 1000' 1500'
Clam	2-2-2	2	7	0.045	0.358	AAC	2	7	1350	0.268	195	0.763	240	500' 1000' 1500'
Purpura	1/0-1/0-1/0	1/0	10	0.060	0.456	AAC	1/0	7	1990	0.336	260	0.971	375	500' 1000' 1500'
Nassa	2/0-2/0-2/0	2/0	12	0.060	0.496	AAC	2/0	7	2510	0.376	300	1.056	470	500' 1000' 1500'
Melita	3/0-3/0-3/0	3/0	15	0.060	0.543	AAC	3/0	7	3310	0.423	350	1.157	560	500' 1000' 1500'
Portunus	4/0-4/0-4/0	4/0	19	0.060	0.595	AAC	4/0	7	4020	0.475	405	1.267	700	500' 1000' 1500'

*Ampacities shown are for non-NEC applications and are based on the following factors:

a) conductor temperature of 65°C over 25°C ambient temperature

b) 2 ft./sec crosswind

c) .9 coefficient of emissivity, no sun

For NEC® type applications, consult appropriate NEC ampacity section.

The above data is approximate and subject to normal manufacturing tolerances.

PRINT LEGEND: ENCORE WIRE CORP (SIZE) AWG EC-1350 AL CDR XLPE SUN RES 600 VOLT DATE/TIME/OPERATOR/QC

TYPE QUADRUPLEX - EC-1350 SERIES ALUMINUM - OVERHEAD SERVICE DROP - 600V

AAC 1350 - ALL ALUMINUM CONDUCTOR SUPPORTING NEUTRAL

ENGINEERING SPECIFICATIONS:

Standards:

ANSI/ICEA S-76-474; ASTM 233; ASTM B836; ARRA 2009 Section 1605 "Buy American" Compliant.

CONSTRUCTION:

Conductors:

Insulated Conductors: Compact Stranded Conductors, Aluminum Alloy 1350 Series per ASTM B230; ASTM B609; ASTM B231; ASTM B836.

Neutral Conductor: Stranded All Aluminum Conductor (AAC), 1350 Series Alloy Bare Neutral Conductor per ASTM B230; ASTM B609; ASTM B231.



Insulation:


Cross-link polyethylene (XLPE) black insulation per ANSI/ICEA S-76-474, rated 90°C wet or dry.

APPLICATIONS:

Quadruplex overhead service drop cable with AAC 1350 alloy neutral is designed for applications not exceeding 600 volts with a maximum conductor operating temperature of 90°C. Primarily used for delivering single phase power from secondary power lines or pole mounted transformers to service entrance heads of a building or structure. Suitable for 120 volt aerial service for outdoor lighting or for temporary service at construction sites.

FEATURES:

Quadruplex overhead service drop cable has three black XLPE insulated aluminum conductors cabled around a bare stranded AAC 1350 alloy supporting neutral. Superior weather-, abrasion-, crush-, and sunlight-resistant XLPE insulation rated 90°C for operation. Manufactured and tested according to ANSI/ICEA S-76-474: Standard for Neutral Supported Power Cable Assemblies with Weather-Resistant Extruded Insulations Rated 600 Volts. Insulated conductors are surface printed for identification.



- ① XLPE Insulation
- ② Compact Stranded Conductor, EC-1350 Series
- ③ Concentric Stranded All Aluminum Conductor (AAC), EC-1350 Series Supporting Neutral

TYPE QUADRUPLEX - EC-1350 ALUMINUM - OVERHEAD SERVICE DROP - 600V

AAC 1350 - ALL ALUMINUM CONDUCTOR SUPPORTING NEUTRAL

Code Word	Conductor Sizes (AWG)	Phase Conductors				Bare Neutral Conductor					Ampacity (XLPE)	Diameter of Final Construction (in)	Approximate Net Weight (lbs/1000 ft)	Standard Packaging Reels (ft)
		Size (AWG)	No. of Strands	XLPE Thickness (in)	Outside Diameter (in)	Type	Size (AWG)	No. of Strands	Rated Strength (lbs)	Finished OD (in)				
Pinto	4-4-4-4	4	7	0.045	0.303	AAC	4	7	881	0.213	135	0.727	210	500' 1000' 1500'
Mustang	2-2-2-2	2	7	0.045	0.358	AAC	2	7	1350	0.268	175	0.859	320	500' 1000' 1500'
Shire	1-1-1-1	1	8	0.045	0.389	AAC	1	7	1640	0.299	205	0.934	410	500' 1000' 1500'
Criollo	1/0-1/0-1/0-1/0	1/0	10	0.060	0.456	AAC	1/0	7	1990	0.336	240	1.094	500	500' 1000' 1500'
Percheron	2/0-2/0-2/0-2/0	2/0	12	0.060	0.496	AAC	2/0	7	2510	0.376	280	1.190	635	500' 1000' 1500'
Hanoverian	3/0-3/0-3/0-3/0	3/0	15	0.060	0.543	AAC	3/0	7	3040	0.423	325	1.303	775	500' 1000' 1500'
Oldenburg	4/0-4/0-4/0-4/0	4/0	19	0.060	0.595	AAC	4/0	7	3830	0.475	375	1.428	960	500' 1000' 1500'

*Ampacities shown are for non-NEC applications and are based on the following factors:

a) conductor temperature of 65°C over 25°C ambient temperature

b) 2 ft./sec crosswind

c) .9 coefficient of emissivity, no sun

For NEC® type applications, consult appropriate NEC ampacity section.

The above data is approximate and subject to normal manufacturing tolerances.

PRINT LEGEND: ENCORE WIRE CORP (SIZE) AWG EC-1350 AL CDR XLPE SUN RES 600 VOLT DATE/TIME/OPERATOR/QC

ACSR BARE OVERHEAD SUPPORTING NEUTRAL

ACSR - ALUMINUM CONDUCTOR STEEL REINFORCED - 1350 SERIES ALLOY WITH STEEL SUPPORT CENTER WIRE

ENGINEERING SPECIFICATIONS

Standards

ASTM B230: Standard Specification for Aluminum 1350-H19 Wire for Electrical Purposes

ASTM B232: Standard Specification for Concentric-Lay-Stranded Aluminum Conductors, Coated-Steel Reinforced (ACSR)

CONSTRUCTION

Conductors

Stranded, Concentric-Lay Aluminum 1350 Series Conductors with Steel Support Center Wire(s) per ASTM B232


Assembly

ACSR bare overhead supporting neutrals are concentric-lay-stranded conductors with a single steel core wire or stranded steel core wires surrounded by one or more layers of helically applied aluminum alloy 1350 wires. Outer layer has right-handed lay.

APPLICATIONS

Suitable for overhead transmission and distribution applications that require rated strengths for steel support. Encore's ACSR overhead neutrals include Class AA for bare conductors commonly used in overhead lines, and/or Class A for conductors to be covered with weather-resistant materials.

Please inquire about availability on sizes and constructions not listed below.



- ① Aluminum Coated Steel Reinforced (ACSR), 1350 Series Alloy
- ② Steel Support Center Wire

ACSR BARE OVERHEAD SERVICE DROP NEUTRAL

ACSR - ALUMINUM CONDUCTOR STEEL REINFORCED - 1350 SERIES ALLOY WITH STEEL SUPPORT CENTER WIRE

Code Name	Conductor Sizes		Strands (Alum/St)	Class	Nominal Diameters			Content % of Weight		Approximate Net Weight (lbs/1000 ft)	Rated Strength (lbs)	Resistance DC Resistance at 20C AC Resistance at 60 Hz (Ohms/1000 ft)				Reactance 25°C / @ 60 Hz 1ft. equiv. spacing (Megohms/1000 ft)		Ampacity (amps)
	KCMIL	AWG			Alum Diam	Steel Diam	Finished OD	Alum %	Steel %			DC 20°C	AC 25°C	AC 50°C	AC 50°C	Capacitive	Inductive	
Turkey	26.24	6	6/1	AA, A	0.0661	0.0661	0.198	67.8	32.2	36	1190	0.642	0.655	0.750	0.816	0.751	0.1201	105
Swan	41.40	4	6/1	AA, A	0.0834	0.0834	0.250	67.9	32.1	57	1860	0.403	0.412	0.479	0.522	0.715	0.1152	140
Swanate	41.74	4	7/1	AA, A	0.0772	0.1029	0.257	58.2	41.8	67	2360	0.399	0.407	0.463	0.517	0.710	0.1153	140
Sparrow	66.36	2	6/1	AA, A	0.1052	0.1052	0.316	67.9	32.1	91	2850	0.253	0.259	0.308	0.336	0.679	0.1100	185
Sparate	66.36	2	7/1	AA, A	0.0974	0.1299	0.325	58.1	41.9	107	3640	0.251	0.256	0.297	0.330	0.674	0.1081	185
Robin	83.69	1	6/1	AA, A	0.1181	0.1181	0.354	67.9	32.1	115	3550	0.201	0.206	0.247	0.270	0.660	0.1068	210
Raven	105.60	1/0	6/1	AA, A	0.1327	0.1327	0.398	67.9	32.1	145	4380	0.159	0.163	0.197	0.216	0.642	0.1040	240
Quail	133.10	2/0	6/1	AA, A	0.1489	0.1489	0.447	67.9	32.1	183	5300	0.127	0.130	0.162	0.176	0.624	0.1017	275
Pigeon	167.80	3/0	6/1	AA, A	0.1672	0.1672	0.502	67.9	32.1	231	6620	0.100	0.103	0.121	0.145	0.606	0.0992	315
Penguin	211.60	4/0	6/1	AA, A	0.1878	0.1878	0.563	67.9	32.1	291	8350	0.080	0.082	0.107	0.116	0.597	0.0964	365
Waxwing	266.80	-	18/1	AA	0.1217	0.1217	0.609	86.4	13.6	289	6880	0.0644	0.0657	0.0723	0.0788	0.576	0.0934	445
Merlin	336.40	-	18/1	AA	0.1367	0.1367	0.684	86.4	13.6	365	8700	0.0510	0.0523	0.0574	0.0625	0.560	0.0877	515
Chickadee	397.50	-	18/1	AA	0.1486	0.1486	0.743	86.4	13.6	431	9900	0.0432	0.0443	0.0487	0.0528	0.544	0.0856	575
Pelican	477.00	-	18/1	AA	0.1628	0.1628	0.814	86.4	13.6	517	11800	0.0360	0.0369	0.0405	0.0441	0.528	0.0835	640
Osprey	556.20	-	18/1	AA	0.1758	0.1758	0.879	86.4	13.6	603	13700	0.0309	0.0318	0.0348	0.0379	0.518	0.0818	710
Kingbird	636.00	-	18/1	AA	0.1880	0.1880	0.940	86.4	13.6	690	15700	0.0269	0.0278	0.0306	0.0332	0.507	0.0805	773
Coot	795.00	-	36/1	AA	0.1486	0.1486	1.040	92.7	7.3	804	16800	0.0217	0.0225	0.0247	0.0268	0.492	0.0780	884
Skylark	1272.00	-	36/1	AA	0.1880	0.1880	1.316	92.7	7.3	1286	26400	0.0135	0.0145	0.0159	0.0173	0.455	0.0720	1084

DC Resistance based on 16.95 Ohms-cmil/ft (20°C); 61.20% IACS for EC-1350; 8% of ACS for steel

AC Resistance at 60Hz

Ampacity based on 75°C conductor temp; 25°C ambient temp; 0.5 coefficients emissivity and absorption; 2ft./sec wind; 96 watts /sq. ft sun

TYPE DUPLEX - EC-1350 SERIES ALUMINUM - OVERHEAD SERVICE DROP - 600V

ACSR - ALUMINUM CONDUCTOR STEEL REINFORCED SUPPORTING NEUTRAL

ENGINEERING SPECIFICATIONS:

Standards:

ANSI/ICEA S-76-474; ASTM B233; ASTM B836; ASTM B232; ARRA 2009 Section 1605 "Buy American" Compliant.

CONSTRUCTION:

Conductors:

Insulated Conductor: Compact Stranded Conductors, Aluminum Alloy 1350 Series per ASTM B230; ASTM B609; ASTM B231; ASTM B836.

Neutral Conductor: Stranded Aluminum Conductor Steel Reinforced (ACSR), 1350 Series Alloy Bare Supporting Neutral with Steel Support Center Wire per ASTM B230; ASTM B232.



Insulation:

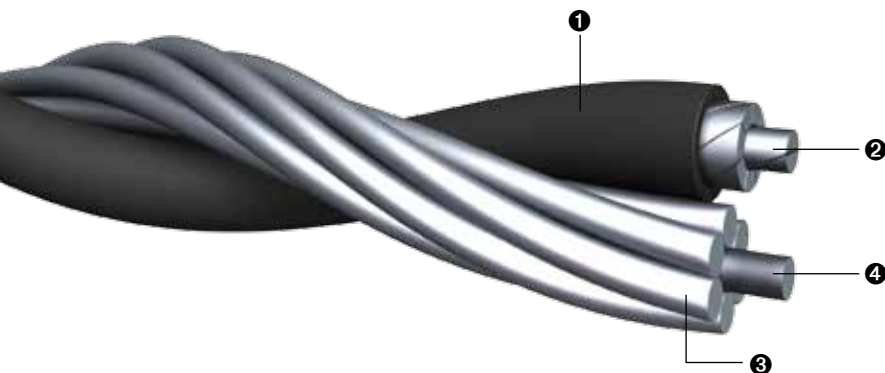
Cross-link polyethylene (XLPE) black insulation per ANSI/ICEA S-76-474, rated 90°C wet or dry.

APPLICATIONS:

Duplex overhead service drop cable with ACSR 1350 Series alloy supporting neutral is designed for applications not exceeding 600 volts with a maximum conductor operating temperature of 90°C wet or dry. Primarily used for delivering single phase power from secondary power lines or pole mounted transformers to service entrance heads of a building or structure. Suitable for 120 volt aerial service for outdoor lighting or for temporary service at construction sites.

FEATURES:

Duplex overhead service drop cable has one black XLPE insulated aluminum conductor cabled around a bare stranded ACSR 1350 Series alloy supporting neutral with steel support center wire. Superior weather-, abrasion-, crush-, and sunlight-resistant XLPE insulation rated 90°C operation wet or dry. Manufactured and tested according to *ANSI/ICEA S-76-474: Standard for Neutral Supported Power Cable Assemblies with Weather-Resistant Extruded Insulations Rated 600 Volts*. Insulated conductor is surface printed for identification.



- ① XLPE Insulation
- ② Compact Stranded Conductor, EC-1350 Series
- ③ Aluminum Conductor Steel Reinforced Supporting Neutral (ACSR), EC-1350 Series
- ④ Steel Support Center Wire

TYPE DUPLEX- EC-1350 SERIES ALUMINUM - OVERHEAD SERVICE DROP - 600V

ACSR - ALUMINUM CONDUCTOR STEEL REINFORCED SUPPORTING NEUTRAL

Code Word	Conductor Sizes (AWG)	Phase Conductors				Bare Neutral Conductor					*Ampacity (XLPE)	Diameter of Final Construction (in)	Approximate Net Weight (lbs/1000 ft)	Standard Packaging Reels (ft)
		Size (AWG)	No. of Strands	Insulation Thickness (in)	Outside Diameter (in)	Type	Size (AWG)	No. of Strands	Rated Strength (lbs)	Finished OD (in)				
Shepard	6-6	6	7	0.045	0.259	ACSR	6	6+1	1190	0.198	110	0.457	75	500' 1000' 1500'
Terrier	4-4	4	7	0.045	0.303	ACSR	4	6+1	1860	0.250	145	0.553	110	500' 1000' 1500'
Chow	2-2	2	7	0.045	0.358	ACSR	2	6+1	2850	0.316	195	0.674	180	500' 1000' 1500'
Bull	1/0-1/0	1/0	10	0.060	0.456	ACSR	1/0	6+1	4380	0.398	260	0.854	280	500' 1000' 1500'

*Ampacities shown are for non-NEC applications and are based on the following factors:

a) conductor temperature of 65°C over 25°C ambient temperature

b) 2 ft./sec crosswind

c) .9 coefficient of emissivity, no sun

For NEC® type applications, consult appropriate NEC ampacity section.

The above data is approximate and subject to normal manufacturing tolerances.

PRINT LEGEND: ENCORE WIRE CORP (SIZE) AWG EC-1350 AL CDR XLPE SUN RES 600 VOLT DATE/TIME/OPERATOR/QC

TYPE TRIPLEX - EC-1350 SERIES ALUMINUM - OVERHEAD SERVICE DROP - 600V

ACSR - ALUMINUM CONDUCTOR STEEL REINFORCED SUPPORTING NEUTRAL

ENGINEERING SPECIFICATIONS:

Standards:

ANSI/ICEA S-76-474; ASTM B233; ASTM B836; ASTM B232; ARRA 2009 Section 1605 "Buy American" Compliant.

CONSTRUCTION:

Conductors:

Insulated Conductors: Compact Stranded Aluminum Alloy 1350 Series per ASTM B230; ASTM B609; ASTM B231; ASTM B836.

Neutral Conductor: Stranded Aluminum Conductor Steel Reinforced (ACSR), 1350 Series Alloy Bare Supporting Neutral with Steel Support Center Wire per ASTM B230; ASTM B232.



Insulation:


Cross-link polyethylene (XLPE) black insulation per ANSI/ICEA S-76-474, rated 90°C wet or dry.

APPLICATIONS:

Triplex overhead service drop cable with ACSR 1350 Series alloy supporting neutral is designed for applications not exceeding 600 volts with a maximum conductor operating temperature of 90°C wet or dry. Primarily used for delivering single phase power from secondary power lines or pole mounted transformers to service entrance heads of a building or structure. Suitable for 120 volt aerial service for outdoor lighting or for temporary service at construction sites.

FEATURES:

Triplex overhead service drop cable has two black XLPE insulated aluminum conductors cabled around a bare stranded ACSR 1350 Series alloy supporting neutral with steel support center wire. Superior weather-, abrasion-, crush-, and sunlight-resistant XLPE insulation rated 90°C operation wet or dry. Manufactured and tested according to ANSI/ICEA S-76-474: Standard for Neutral Supported Power Cable Assemblies with Weather-Resistant Extruded Insulations Rated 600 Volts. Insulated conductors are surface printed for identification.



- ① XLPE Insulation
- ② Compact Stranded Conductor, EC-1350 Series
- ③ Aluminum Conductor Steel Reinforced Supporting Neutral (ACSR), EC-1350 Series
- ④ Steel Support Center Wire

TYPE TRIPLEX - EC-1350 SERIES ALUMINUM - OVERHEAD SERVICE DROP - 600V

ACSR - ALUMINUM CONDUCTOR STEEL REINFORCED SUPPORTING NEUTRAL

Code Word	Conductor Sizes (AWG)	Phase Conductors				Bare Neutral Conductor					*Ampacity (XLPE)	Diameter of Final Construction (in)	Approximate Net Weight (lbs/1000 ft)	Standard Packaging Reels (ft)
		Size (AWG)	No. of Strands	XLPE Thickness (in)	Outside Diameter (in)	Type	Size (AWG)	No. of Strands	Rated Strength (lbs)	Finished OD (in)				
Voluta	6-6-6	6	7	0.045	0.259	ACSR	6	6+1	1190	0.198	110	0.558	105	500' 1000' 1500'
Strombus	4-4-6	4	7	0.045	0.303	ACSR	6	6+1	1190	0.198	115	0.648	160	500' 1000' 1500'
Periwinkle	4-4-4	4	7	0.045	0.303	ACSR	4	6+1	1860	0.250	115	0.653	175	500' 1000' 1500'
Cockle	2-2-4	2	7	0.045	0.358	ACSR	4	6+1	1860	0.250	150	0.761	230	500' 1000' 1500'
Conch	2-2-2	2	7	0.045	0.358	ACSR	2	6+1	2850	0.316	150	0.771	270	500' 1000' 1500'
Janthina	1/0-1/0-2	1/0	10	0.060	0.456	ACSR	2	6+1	2850	0.316	200	0.967	375	500' 1000' 1500'
Clio	2/0-2/0-1	2/0	12	0.060	0.496	ACSR	1	6+1	3550	0.354	230	1.052	450	500' 1000' 1500'
Neritina	1/0-1/0-1/0	1/0	10	0.060	0.456	ACSR	1/0	6+1	4380	0.398	200	0.980	430	500' 1000' 1500'
Runcina	2/0-2/0-2/0	2/0	12	0.060	0.496	ACSR	2/0	6+1	5300	0.447	230	1.066	520	500' 1000' 1500'
Aega	3/0-3/0-1/0	3/0	15	0.060	0.543	ACSR	1/0	6+1	4380	0.398	350	1.151	560	500' 1000' 1500'
Mursia	3/0-3/0-3/0	3/0	15	0.060	0.543	ACSR	3/0	6+1	6620	0.502	350	1.167	645	500' 1000' 1500'
Cerapsus	4/0-4/0-2/0	4/0	19	0.060	0.595	ACSR	2/0	6+1	5300	0.447	405	1.261	690	500' 1000' 1500'
Zuzara	4/0-4/0-4/0	4/0	19	0.060	0.595	ACSR	4/0	6+1	8350	0.563	405	1.279	800	500' 1000' 1500'

*Ampacities shown are for non-NEC applications and are based on the following factors:

a) conductor temperature of 65°C over 25°C ambient temperature

b) 2 ft./sec crosswind

c) .9 coefficient of emissivity, no sun

For NEC® type applications, consult appropriate NEC ampacity section.

The above data is approximate and subject to normal manufacturing tolerances.

PRINT LEGEND: ENCORE WIRE CORP (SIZE) AWG EC-1350 AL CDR XLPE SUN RES 600 VOLT DATE/TIME/OPERATOR/QC

TYPE QUADRUPLEX - EC-1350 SERIES ALUMINUM - OVERHEAD SERVICE DROP - 600V

ACSR - ALUMINUM CONDUCTOR STEEL REINFORCED SUPPORTING NEUTRAL

ENGINEERING SPECIFICATIONS:

Standards:

ANSI/ICEA S-76-474; ASTM B233; ASTM B836; ASTM B232; ARRA 2009 Section 1605 "Buy American" Compliant.

CONSTRUCTION:

Conductors:

Insulated Conductors: Compact Stranded Conductors, Aluminum Alloy 1350 Series per ASTM B230; ASTM B609; ASTM B231; ASTM B836.

Neutral Conductor: Stranded Aluminum Conductor Steel Reinforced (ACSR), 1350 Series Alloy Bare Supporting Neutral with Steel Support Center Wire per ASTM B230; ASTM B232.



Insulation:


Cross-link polyethylene (XLPE) black insulation per ANSI/ICEA S-76-474, rated 90°C wet or dry.

APPLICATIONS:

Quadruplex overhead service drop cable with ACSR 1350 Series alloy supporting neutral is designed for applications not exceeding 600 volts with a maximum conductor operating temperature of 90°C wet or dry. Primarily used for delivering single phase power from secondary power lines or pole mounted transformers to service entrance heads of a building or structure. Suitable for 120 volt aerial service for outdoor lighting or for temporary service at construction sites.

FEATURES:

Quadruplex overhead service drop cable has three black XLPE insulated aluminum conductors cabled around a bare stranded ACSR 1350 Series alloy supporting neutral with steel support center wire. Superior weather-, abrasion-, crush-, and sunlight-resistant XLPE insulation rated 90°C operation wet or dry. Manufactured and tested according to ANSI/ICEA S-76-474: Standard for Neutral Supported Power Cable Assemblies with Weather-Resistant Extruded Insulations Rated 600 Volts. Insulated conductors are surface printed for identification.



- 1 XLPE Insulation
- 2 Compact Stranded Conductor EC-1350 Series
- 3 Aluminum Conductor Steel Reinforced Supporting Neutral (ACSR), EC-1350 Series
- 4 Steel Support Center Wire

TYPE QUADRUPLEX - EC-1350 SERIES ALUMINUM - OVERHEAD SERVICE DROP - 600V

ACSR - ALUMINUM CONDUCTOR STEEL REINFORCED SUPPORTING NEUTRAL

Code Word	Conductor Sizes (AWG)	Phase Conductors				Bare Neutral Conductor					Ampacity (XLPE)	Diameter of Final Construction (in)	Approximate Net Weight (lbs/1000 ft)	Standard Packaging Reels (ft)
		Size (AWG)	No. of Strands	XLPE Thickness (in)	Outside Diameter (in)	Type	Size (AWG)	No. of Strands	Rated Strength (lbs)	Finished OD (in)				
Chola	6-6-6-6	6	7	0.045	0.259	ACSR	6	6+1	1190	0.198	105	0.623	150	500' 1000' 1500'
Hackney	4-4-4-4	4	7	0.045	0.303	ACSR	4	6+1	1860	0.250	135	0.729	215	500' 1000' 1500'
Palomino	2-2-2-2	2	7	0.045	0.358	ACSR	2	6+1	2850	0.316	175	0.861	350	500' 1000' 1500'
Costena	1/0-1/0-1/0-1/0	1/0	10	0.060	0.456	ACSR	1/0	6+1	4380	0.398	240	1.097	560	500' 1000' 1500'
Grullo	2/0-2/0-2/0-2/0	2/0	12	0.060	0.496	ACSR	2/0	6+1	5300	0.447	280	1.193	690	500' 1000' 1500'
Suffolk	3/0-3/0-3/0-3/0	3/0	15	0.060	0.543	ACSR	3/0	6+1	6620	0.502	325	1.306	850	500' 1000' 1500'
Appaloosa	4/0-4/0-4/0-4/0	4/0	19	0.060	0.595	ACSR	4/0	6+1	8350	0.563	375	1.431	1060	500' 1000' 1500'

*Ampacities shown are for non-NEC applications and are based on the following factors:

- a) conductor temperature of 65°C over 25°C ambient temperature
- b) 2 ft./sec crosswind
- c) .9 coefficient of emissivity, no sun

For NEC® type applications, consult appropriate NEC ampacity section.

The above data is approximate and subject to normal manufacturing tolerances.

PRINT LEGEND: ENCORE WIRE CORP (SIZE) AWG EC-1350 AL CDR XLPE SUN RES 600 VOLT DATE/TIME/OPERATOR/QC

AAAC BARE OVERHEAD SUPPORTING NEUTRAL

AAAC - ALL ALUMINUM ALLOY CONDUCTOR - 6201 ALLOY

ENGINEERING SPECIFICATIONS:

Standards:

ASTM B398: Standard Specification for Aluminum-Alloy 6201-T81 Wire for Electrical Purposes.

ASTM B399: Standard Specification for Concentric-Lay-Stranded Aluminum-Alloy 6201-T81 Conductors.

CONSTRUCTION:

Conductors:

Stranded, Concentric-Lay Aluminum Alloy 6201 Conductors per ASTM B399.

Assembly:

AAAC bare overhead supporting neutrals are concentric-lay-stranded aluminum alloy 6201-T81 conductors in one or more layers wrapped helically around a central core. Outer layer has right-handed lay.

APPLICATIONS:

Suitable for overhead transmission and distribution applications that require rated strengths for 6201 alloy at a T81 temper. Encore's AAAC overhead neutrals include Class AA for bare conductors usually used in overhead lines, and/or Class A for conductors to be covered with weather-resistant materials.

Please inquire about availability on sizes and constructions not listed below.



① Concentric Stranded AAAC 6201 Alloy Supporting Neutral

AAAC BARE OVERHEAD SUPPORTING NEUTRAL

AAAC - ALL ALUMINUM ALLOY CONDUCTOR - 6201 ALLOY

Code Word	Conductor Sizes			No. of Strands	Class	Nominal Diameters		Approximate Net Weight (lbs/1000 ft)	Rated Strength (lbs)	AAC 1350 Cdr Size with Equivalent Resistance (AWG/KCMIL)	Resistance				Reactance		Ampacity (Amps)
	KCMIL	Area (mm ²)	Area (in ²)			Each Strand (in)	Finished OD (in)				DC Resistance at 20C		AC Resistance at 60 Hz (Ohms/1000ft)		Capacitive	Inductive	
											DC 20°C	AC 25°C	AC 50°C	AC 50°C			
Akron	30.58	15.5	0.0240	7	A	0.0661	0.198	29	1110	6	0.6589	0.6700	0.7270	0.7840	0.7510	0.1180	107
Alton	48.69	24.7	0.0382	7	A	0.0834	0.250	45	1760	4	0.4138	0.4200	0.4560	0.4920	0.7150	0.1120	143
Ames	77.47	33.6	0.0608	7	AA, A	0.1052	0.316	72	2800	2	0.2600	0.2650	0.2880	0.3110	0.6780	0.1070	191
Azusa	123.30	62.4	0.0968	7	AA, A	0.1327	0.396	115	4270	1/0	0.1635	0.1660	0.1800	0.1950	0.6420	0.1020	256
Anaheim	155.40	78.6	0.1221	7	AA, A	0.1490	0.447	145	5390	2/0	0.1297	0.1320	0.1430	0.1550	0.6240	0.0989	296
Amherst	195.70	99.3	0.1537	7	AA, A	0.1672	0.502	183	6790	3/0	0.1030	0.1050	0.1140	0.1230	0.6060	0.0963	342
Alliance	246.90	125.0	0.1939	7	AA	0.1878	0.563	230	8560	4/0	0.0816	0.0831	0.0902	0.0973	0.5880	0.0936	395
Butte	312.80	159.0	0.2456	19	A	0.1283	0.642	292	10500	266.80	0.0644	0.0657	0.0712	0.0769	0.5670	0.0896	460
Canton	394.50	200.0	0.3099	19	AA, A	0.1441	0.721	368	13300	336.40	0.0511	0.0523	0.0566	0.0610	0.5490	0.0870	532
Cairo	465.40	236.0	0.3655	19	AA	0.1565	0.783	434	15600	397.50	0.0433	0.0443	0.0481	0.0517	0.5360	0.0851	590
Darien	559.50	522.0	0.4394	19	AA	0.1716	0.858	522	18800	477.00	0.0360	0.0369	0.0400	0.0431	0.5220	0.0829	663
Elgin	652.40	331.0	0.5124	19	AA	0.1853	0.927	608	21900	556.50	0.0309	0.0318	0.0345	0.0371	0.5100	0.0812	729
Flint	740.80	375.0	0.5818	37	AA	0.1415	0.991	691	24400	636.00	0.0272	0.0280	0.0305	0.0328	0.4990	0.0793	790
Greely	927.20	470.0	0.7282	37	AA	0.1583	1.108	865	30500	795.00	0.0217	0.0225	0.0244	0.0263	0.4820	0.0768	908

DC Resistance based on 19.76 Ohms-cmil/ft (20°C); 52.5% IACS.

AC Resistance at 60Hz.

Ampacity based on 75°C conductor temp; 25°C ambient temp; 0.5 coefficients emissivity and absorption; 2ft./sec wind in sun.

TYPE DUPLEX - EC-1350 SERIES ALUMINUM - OVERHEAD SERVICE DROP - 600V

AAAC - ALUMINUM CONDUCTOR 6201 ALLOY SUPPORTING NEUTRAL

ENGINEERING SPECIFICATIONS:

Standards:

ANSI/ICEA S-76-474; ASTM B233; ASTM B836; ASTM B399; ARRA 2009/FAR Subpart 25.6 "Buy American" Compliant.

CONSTRUCTION:

Conductors:

Insulated Conductor: Compact Stranded Conductors, Aluminum Alloy 1350 Series per ASTM B230; ASTM B609; ASTM B231; ASTM B836.

Neutral Conductor: Stranded Aluminum 6201 Alloy Conductor (AAAC) Bare Supporting Neutral per ASTM B398; ASTM B399.

Insulation:

Cross-link polyethylene (XLPE) black insulation per ANSI/ICEA S-76-474, rated 90°C wet or dry.




APPLICATIONS:

Duplex overhead service drop cable with bare stranded AAAC 6201 aluminum alloy supporting neutral is designed for applications not exceeding 600 volts with a maximum conductor operating temperature of 90°C wet or dry. Primarily used for delivering single phase power from secondary power lines or pole mounted transformers to service entrance heads of a building or structure. Suitable for 120 volt aerial service for outdoor lighting or for temporary service at construction sites.

FEATURES:

Duplex overhead service drop cable has one black XLPE insulated aluminum conductor cabled around a bare stranded AAAC 6201 aluminum alloy supporting neutral. Superior weather-, abrasion-, crush-, and sunlight-resistant XLPE insulation rated 90°C operation wet or dry. Manufactured and tested according to *ANSI/ICEA S-76-474: Standard for Neutral Supported Power Cable Assemblies with Weather-Resistant Extruded Insulations Rated 600 Volts*. Insulated conductor is surface printed for identification.



TYPE DUPLEX - EC-1350 SERIES ALUMINUM - OVERHEAD SERVICE DROP - 600V

AAAC - ALUMINUM CONDUCTOR 6201 ALLOY SUPPORTING NEUTRAL

Code Word	Conductor Sizes (AWG)	Phase Conductors				Bare Neutral Conductor						*Ampacity (XLPE)	Diameter of Final Construction (in)	Approximate Net Weight (lbs/1000 ft)	Standard Packaging Reels (ft)
		Size (AWG)	No. of Strands	Insulation Thickness (in)	Outside Diameter (in)	Type	Size (AWG)	Size (KCMIL)	No. of Strands	Rated Strength (lbs)	Finished OD (in)				
Vizsla	6-6	6	7	0.045	0.259	6201	6	30.58	7	1110	0.198	110	0.462	68	500' 1000' 1500'
Whippet	4-4	4	7	0.045	0.303	6201	4	48.69	7	1760	0.250	145	0.558	102	500' 1000' 1500'
Schnauzer	2-2	2	7	0.045	0.358	6201	2	77.47	7	2800	0.316	195	0.679	156	500' 1000' 1500'
Heeler	1/0-1/0	1/0	10	0.060	0.456	6201	1/0	123.3	7	4270	0.398	260	0.864	249	500' 1000' 1500'

*Ampacities shown are for non-NEC applications and are based on the following factors:

a) conductor temperature of 65°C over 25°C ambient temperature

b) 2 ft./sec crosswind

c) .9 coefficient of emissivity, no sun

For NEC® type applications, consult appropriate NEC ampacity section.

The above data is approximate and subject to normal manufacturing tolerances.

PRINT LEGEND: ENCORE WIRE CORP (SIZE) AWG EC-1350 AL CDR XLPE SUN RES 600 VOLT DATE/TIME/OPERATOR/QC

TYPE TRIPLEX - EC-1350 SERIES ALUMINUM - OVERHEAD SERVICE DROP - 600V

AAAC - ALUMINUM CONDUCTOR 6201 ALLOY SUPPORTING NEUTRAL

ENGINEERING SPECIFICATIONS:

Standards:

ANSI/ICEA S-76-474; ASTM B233; ASTM B836; ASTM B399; ARRA 2009 Section 1605 "Buy American" Compliant.

CONSTRUCTION:

Conductors:

Insulated Conductors: Compact Stranded Conductors, Aluminum Alloy 1350 Series per ASTM B230; ASTM B609; ASTM B231; ASTM B836.

Neutral Conductor: Stranded Aluminum 6201 Alloy Conductor (AAAC) Bare Supporting Neutral per ASTM B398; ASTM B399.

Insulation:

Cross-link polyethylene (XLPE) black insulation per ANSI/ICEA S-76-474, rated 90°C wet or dry.

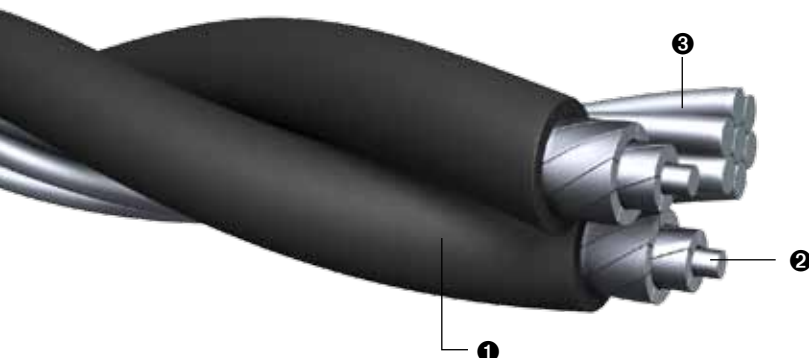


APPLICATIONS:

Triplex overhead service drop cable with bare stranded AAAC 6201 aluminum alloy supporting neutral is designed for applications not exceeding 600 volts with a maximum conductor operating temperature of 90°C wet or dry. Primarily used for delivering single phase power from secondary power lines or pole mounted transformers to service entrance heads of a building or structure. Suitable for 120 volt aerial service for outdoor lighting or for temporary service at construction sites.

FEATURES:

Triplex overhead service drop cable has two black XLPE insulated aluminum conductors cabled around a bare stranded AAAC 6201 aluminum alloy supporting neutral. Superior weather-, abrasion-, crush-, and sunlight-resistant XLPE insulation rated 90°C operation wet or dry. Manufactured and tested according to *ANSI/ICEA S-76-474: Stranded For Neutral/Supported Power Cable Assemblies With Weather-Resistant Extended Insulations Rated 600 Volts*. Insulated conductors are surface printed for identification.



- ① XLPE Insulation
- ② Compact Stranded Conductor, EC-1350 Series
- ③ Concentric Stranded AAAC 6201 Alloy Supporting Neutral

TYPE TRIPLEX - EC-1350 SERIES ALUMINUM - OVERHEAD SERVICE DROP - 600V

AAAC - ALUMINUM CONDUCTOR 6201 ALLOY SUPPORTING NEUTRAL

Code Word	Conductor Sizes (AWG)	Phase Conductors				Bare Neutral Conductor						*Ampacity (XLPE)	Diameter of Final Construction (in)	Approximate Net Weight (lbs/1000 ft)	Standard Packaging Reels (ft)
		Size (AWG)	No. of Strands	Insulation Thickness (in)	Outside Diameter (in)	Type	Size (AWG)	Size (KCMIL)	No. of Strands	Rated Strength (lbs)	Finished OD (in)				
Hippa	6-6-6	6	7	0.045	0.259	6201	6	30.58	7	1110	0.198	110	0.581	106	500' 1000' 1500'
Crab	4-4-6	4	7	0.045	0.303	6201	6	30.58	7	1110	0.198	145	0.678	140	500' 1000' 1500'
Barnacles	4-4-4	4	7	0.045	0.303	6201	4	48.69	7	1760	0.250	145	0.678	157	500' 1000' 1500'
Solaster	2-2-4	2	7	0.045	0.358	6201	4	48.69	7	1760	0.250	195	0.797	210	500' 1000' 1500'
Shrimp	2-2-2	2	7	0.045	0.358	6201	2	77.47	7	2800	0.316	195	0.797	237	500' 1000' 1500'
Echinus	1/0-1/0-2	1/0	10	0.060	0.456	6201	2	77.47	7	2800	0.316	260	1.009	338	500' 1000' 1500'
Leda	1/0-1/0-1/0	1/0	10	0.060	0.456	6201	1/0	123.3	7	4280	0.398	260	1.009	381	500' 1000' 1500'
Dungenese	2/0-2/0-2/0	2/0	12	0.060	0.496	6201	2/0	155.4	7	5390	0.447	300	1.097	469	500' 1000' 1500'
Cyclops	2/0-2/0-2/0	2/0	12	0.060	0.496	6201	2/0	155.4	7	5390	0.447	300	1.097	469	500' 1000' 1500'
Fulgar	3/0-3/0-1/0	3/0	15	0.060	0.543	6201	1/0	123.3	7	4280	0.398	350	1.197	513	500' 1000' 1500'
Flustra	3/0-3/0-3/0	3/0	15	0.060	0.543	6201	3/0	195.7	7	6790	0.502	350	1.197	581	500' 1000' 1500'
Arca	4/0-4/0-2/0	4/0	19	0.060	0.595	6201	2/0	155.4	7	5390	0.447	405	1.313	633	500' 1000' 1500'
Lepas	4/0-4/0-4/0	4/0	19	0.060	0.595	6201	4/0	246.9	7	8560	0.563	405	1.313	719	500' 1000' 1500'

*Ampacities shown are for non-NEC applications and are based on the following factors:

a) conductor temperature of 65°C over 25°C ambient temperature

b) 2 ft./sec crosswind

c) .9 coefficient of emissivity, no sun

For NEC® type applications, consult appropriate NEC ampacity section.

The above data is approximate and subject to normal manufacturing tolerances.

PRINT LEGEND: ENCORE WIRE CORP (SIZE) AWG EC-1350 AL CDR XLPE SUN RES 600 VOLT DATE/TIME/OPERATOR/QC

TYPE QUADRUPLEX - EC-1350 SERIES ALUMINUM - OVERHEAD SERVICE DROP - 600V

AAAC - ALUMINUM CONDUCTOR 6201 ALLOY SUPPORTING NEUTRAL

ENGINEERING SPECIFICATIONS:

Standards:

ANSI/ICEA S-76-474; ASTM B233; ASTM B836; ASTM B399; ARRA 2009 Section 1605 "Buy American" Compliant.

CONSTRUCTION:

Conductors:

Insulated Conductors: Compact Stranded Conductors, Aluminum Alloy 1350 Series per ASTM B230; ASTM B609; ASTM B231; ASTM B836.

Neutral Conductor: Stranded Aluminum 6201 Alloy Conductor (AAAC) Bare Supporting Neutral per ASTM B398; ASTM B399.



Insulation:


Cross-link polyethylene (XLPE) black insulation per ANSI/ICEA S-76-474, rated 90°C wet or dry.

APPLICATIONS:

Quadruplex overhead service drop cable with bare stranded AAAC 6201 aluminum alloy supporting neutral is designed for applications not exceeding 600 volts with a maximum conductor operating temperature of 90°C wet or dry. Primarily used for delivering single phase power from secondary power lines or pole mounted transformers to service entrance heads of a building or structure. Suitable for 120 volt aerial service for outdoor lighting or for temporary service at construction sites.

FEATURES:

Quadruplex overhead service drop cable has three black XLPE insulated aluminum conductors cabled around a bare stranded AAAC 6201 aluminum alloy supporting neutral. Superior weather-, abrasion-, crush-, and sunlight-resistant XLPE insulation rated 90°C operation wet or dry. Manufactured and tested according to ANSI/ICEA S-76-474: Standard for Neutral Supported Power Cable Assemblies with Weather-Resistant Extruded Insulations Rated 600 Volts. Insulated conductors are surface printed for identification.



- ① XLPE Insulation
- ② Compact Stranded Conductor, EC-1350 Series
- ③ Concentric Stranded AAAC 6201 Alloy Supporting Neutral

TYPE QUADRUPLEX - EC-1350 SERIES ALUMINUM - OVERHEAD SERVICE DROP - 600V

AAAC - ALUMINUM CONDUCTOR 6201 ALLOY SUPPORTING NEUTRAL

Code Word	Conductor Sizes (AWG)	Phase Conductors				Bare Neutral Conductor						*Ampacity (XLPE)	Diameter of Final Construction (in)	Approximate Net Weight (lbs/1000 ft)	Standard Packaging Reels (ft)
		Size (AWG)	No. of Strands	Insulation Thickness (in)	Outside Diameter (in)	Type	Size (AWG)	Size (KCMIL)	No. of Strands	Rated Strength (lbs)	Finished OD (in)				
French-Coat	6-6-6-6	6	7	0.045	0.259	6201	6	30.58	7	1110	0.169	105	0.635	140	500' 1000' 1500'
Arabian	4-4-4-4	4	7	0.045	0.303	6201	4	48.69	7	1760	0.213	135	0.745	210	500' 1000' 1500'
Belgian	2-2-2-2	2	7	0.045	0.358	6201	2	77.47	7	2800	0.268	175	0.886	330	500' 1000' 1500'
Shetland	1/0-1/0-1/0-1/0	1/0	10	0.060	0.456	6201	1/0	123.3	7	4270	0.336	240	1.113	515	500' 1000' 1500'
Thoroughbred	2/0-2/0-2/0-2/0	2/0	12	0.060	0.496	6201	2/0	155.4	7	5390	0.376	280	1.212	640	500' 1000' 1500'
Trotter	3/0-3/0-3/0-3/0	3/0	15	0.060	0.543	6201	3/0	195.7	7	6790	0.423	325	1.323	790	500' 1000' 1500'
Walking	4/0-4/0-4/0-4/0	4/0	19	0.060	0.595	6201	4/0	246.9	7	8560	0.475	375	1.448	970	500' 1000' 1500'

*Ampacities shown are for non-NEC applications and are based on the following factors:

a) conductor temperature of 65°C over 25°C ambient temperature

b) 2 ft./sec crosswind

c) .9 coefficient of emissivity, no sun

For NEC® type applications, consult appropriate NEC ampacity section.

The above data is approximate and subject to normal manufacturing tolerances.

PRINT LEGEND: ENCORE WIRE CORP (SIZE) AWG EC-1350 AL CDR XLPE SUN RES 600 VOLT DATE/TIME/OPERATOR/QC