

QuickLights®  
The World's One & Only  
Ambidextrous Downlight™ **180**

**RIGHTY**



# LEFTY

QuickLights®  
The World's One & Only  
Ambidextrous Downlight™ **180**



# Introducing QUICKLIGHTS® 180



QuickLights® 180 is Capri Lighting's upgrade to its original, tried-and-true QuickLights® design. This revolutionary downlight, available for incandescent and compact fluorescent lamp sources, anticipates possible ceiling interference and addresses it with a patent-pending movable junction box. With the simple press of a tab, the junction box can be moved from the right to the left side and vice versa – making it ambidextrous.

The movable junction box also allows for easier below-ceiling splice inspection and maintenance while satisfying most installation challenges facing today's electricians and contractors.

With its innovative design, Quicklights® 180 dramatically reduces the time required to install and wire traditional downlights from an average of 4 minutes to a mere 30 seconds. Plus, it fulfills all IC/Non-IC and Airseal™ requirements, ultimately saving the customer energy costs and money.





# THE WORLD'S ONE & ONLY


- No sharp edges common to steel frame downlights.
- Thermally protected to take downlight out of operation in the event of mislamping.

- **Airseal™** rated to ASTM E283 standards. No special trim required to achieve this rating.
- **Convertible IC/Non-IC dual rated housing.** Appropriate lamp/trim combinations for both applications clearly labeled on downlight.
- **IC** rated for up to **90 watts** incandescent. Approved for up to **150 watts** in **Non-IC** incandescent applications.
- Compact fluorescent Quicklights® 180 is wattage specific (**13, 18, or 26 watt**) and maintains those wattages for both IC and NON-IC applications.

- **Screw channel** holds drywall screw (not included) to lock bar hangers in place.



- **Two-point nailing system** mounts quickly and firmly to dimensional lumber or I-beam joists. Double-headed nails allow for simple removal and reinstallation.



- **Self-leveling tabs** provide fast, accurate alignment to bottom of ceiling joists and can be easily removed.

- Adjustable, removable socket bracket permits use of more than 115 trim options.

- Socket cap protects against paint overspray and texturing after installation.

CATALOG #  
**QL6**



# AMBIDEXTROUS DOWNLIGHT™

- Frame and junction box constructed of lightweight composite polymer that is **non-conductive, non-corrosive and impact resistant.**

- Patent-pending movable junction box snaps onto either right or left side of downlight frame to provide maximum installation flexibility.
- Removable junction box for convenient **below-ceiling splice inspection** and ballast maintenance on compact fluorescent version.

- **Captive junction box door** remains securely in place and out of the way during wiring.
- Junction box constructed of non-conductive polymer to prevent fixture from shorting if leads get pinched.
- Ballast (for CFL version) ships attached to junction box door.

- Quick Plug (QP) option eliminates the hassle of hard-wiring and enables downlight to be **installed and wired in under 30 seconds.**

- Frame accommodates either a BH1 expandable, pre-nailed bar hanger or a BH3 flat bar hanger for positioning between joists, if necessary. Four pairs of BH3s included in each case of downlights.



Energy legislation directing the use of compact fluorescent lamps is growing rapidly throughout the country; in some states compliance is mandatory. Finding the right lighting to meet current codes is easy with the Capri Quicklights® 180.

BRACKET-REQUIRED TRIMS

It's left-handed. It's right-handed.  
It's tons-of-different-trims-handed.

With the QuickLights® 180, the movable junction box provides a left-right option. Numerous available trims offer an array of attractive alternatives. Plus, the bracket-required feature accommodates installation preferences - making it the handiest downlight around.

Custom painted trim finishes are available on select trims. Please refer to [www.caprilighting.com](http://www.caprilighting.com) to download the decorative trims brochure for options.

INCANDESCENT TRIMS



**R45** (shown)  
Black Stepped Baffle Wall Wash  
**R45W** White Stepped Baffle  
Accepts no trim accessories  
Bracket Required  
7-3/8" O.D. (187 mm)

LAMP	NON-IC ONLY
QL6	
R/R30	75W



**R25P**  
Wall Wash  
Bracket Required  
8" O.D. (203 mm)

LAMP	NON-IC ONLY
QL6	
A19	60W



**R30** (shown)  
Black Stepped Baffle  
**R30W** White Stepped Baffle  
**RM30-OV** w/oversize trim ring  
**RM30W-OV** w/oversize trim ring  
Bracket Required  
7-3/8" O.D. (187 mm)

LAMP	IC	NON-IC
QL6		
PAR30	50W	75W
R/R30	75W	100W



**R40W** (shown)  
White Stepped Baffle  
**R40** Black Stepped Baffle  
**RM40-OV** w/oversize trim ring  
**RM40W-OV** w/oversize trim ring  
Bracket Required  
7-3/8" O.D. (187 mm)

LAMP	NON-IC ONLY
QL6	
PAR38	150W
R/R40	150W



**RMS30CLR** (shown)  
Clear Reflector  
**RMS30GLD** Gold Reflector  
**RMS30BLK** Black Reflector  
**RMS30WHT** White Reflector  
Bracket Required  
7-3/8" O.D. (187 mm)

LAMP	IC	NON-IC
QL6		
PAR30	50W	75W
R/R30	75W	100W



**RMS40GLD** (shown)  
Gold Reflector  
**RMS40CLR** Clear Reflector  
**RMS40BLK** Black Reflector  
**RMS40WHT** White Reflector  
Bracket Required  
7-3/8" O.D. (187 mm)

LAMP	NON-IC ONLY
QL6	
PAR38	150W
R/R40	150W




**RMA99**  
A-Lamp Self-lipped  
White Reflector  
Accepts no trim accessories  
Bracket Required  
7" O.D. (178 mm)

LAMP	NON-IC ONLY
QL6	
A19	75W



**RMA100CLR** (shown)  
A-Lamp Clear Specular Reflector  
**RMA100GLD** Gold Reflector  
**RMA100BLK** Black Reflector  
Bracket Required  
7-3/8" O.D. (187 mm)

LAMP	NON-IC ONLY
QL6	
A19	100W



**RMA101** (shown)  
Clear Black Baffled Reflector  
**RMA101W** A-Lamp Clear  
White Baffled Reflector  
Bracket Required  
7-3/8" O.D. (187 mm)

LAMP	NON-IC ONLY
QL6	
A19	100W



**R19P** (shown)  
Black Stepped Baffle, White  
**R19W**  
White Stepped Baffle, White  
Bracket Required  
8" O.D. (203 mm)

LAMP	IC	NON-IC
QL6		
PAR30	50W	75W
R/R30	75W	100W



**R30B** (shown)  
Anodized Satin Brass Open Trim  
**R30C** Anodized Satin Chrome  
**R30P** White  
**R30PB** Polished Brass  
**R30BRN** Brushed Nickel  
Bracket Required  
8" O.D. (203 mm)

LAMP	IC	NON-IC
QL6		
R/R30	65W	75W



**R40C** (shown)  
Anodized Satin Chrome Open Trim  
**R40P** White  
Bracket Required  
8" O.D. (203 mm)

LAMP	NON-IC ONLY
QL6	
R/R40	150W



**R12P**  
Alabait, White  
8" O.D. (203 mm)  
Bracket Required  
Wet Location

LAMP	NON-IC ONLY
QL6	
A19	60W



**PSH12P**  
Polycarbonate Shower Light  
Polymer Opal Lens  
8" O.D. (203 mm)  
Bracket Required  
Wet Location

LAMP	NON-IC ONLY
QL6	
A19	40W



**R13P**  
Fresnel, White  
Bracket Required  
8" O.D. (203 mm)  
Wet Location

LAMP	NON-IC ONLY
QL6	
A19	60W



- Socket bracket needed for bracket-required trims only.
- Spring clips come with each bracket-required trim for easy installation.
- Socket bracket secured to inside of downlight by a removable wing nut.
- If socket bracket is removed from standard housing (i.e., QL6, etc.), socket-supporting trims will install. (Please see next page for socket-supporting options.)

\* Socket bracket included unless **NB (No Bracket)** is specified in the catalog number. If "NB" is indicated, downlight will not ship with a socket bracket, thus bracket-required trims shown on this page will NOT install.



**R14P**  
Regressed Fresnel, White  
Bracket Required  
8" O.D. (203 mm)  
Wet Location

LAMP	NON-IC ONLY	
QL6		
A19	60W	



**R16P**  
Drop Opal, White (Shown)  
Bracket Required  
8" O.D. (203 mm)  
Wet Location

LAMP	NON-IC ONLY	
QL6		
A19	60W	



**SH12P**  
Albalite Shower Light, White  
Bracket Required  
8" O.D. (203 mm)  
Wet Location

LAMP	NON-IC ONLY	
QL6		
A19	60W	



**SH16P**  
Drop Opal Shower Light, White (Shown)  
**PSH16P** Polycarbonate Shower Light, Polymer Drop Opal Lens  
Bracket Required  
8" O.D. (203 mm)  
Wet location


LAMP	NON-IC ONLY	
QL6		
A19	60W	



**PSH17P**  
Polycarbonate Shower Light Drop Opal Lens  
Bracket Required  
8" O.D. (203 mm)  
Wet location

LAMP	NON-IC ONLY	
QL6		
A19	60W	

## COMPACT FLUORESCENT TRIMS



**RMA101** (shown)  
Clear Black Baffled Reflector  
**RMA101W** A-Lamp Clear White Baffled Reflector  
Bracket Required  
7-3/8" O.D. (187 mm)

LAMP	IC	NON-IC
QL6		
CFM13W/GX24Q	13W	13W
CFM18W/GX24Q	18W	18W
CFM26W/GX24Q	26W	26W



**RMA100CLR** (shown)  
A-Lamp Clear Specular Reflector  
**RMA100GLD** Gold Reflector  
**RMA100BLK** Black Reflector  
Bracket Required  
7-3/8" O.D. (187 mm)

LAMP	IC	NON-IC
QL6		
CFM13W/GX24Q	13W	13W
CFM18W/GX24Q	18W	18W
CFM26W/GX24Q	26W	26W



**RMA99**  
A-Lamp Self-tipped White Reflector  
Accepts no trim accessories  
Bracket Required  
7" O.D. (178 mm)

LAMP	IC	NON-IC
QL6		
CFM13W/GX24Q	13W	13W
CFM18W/GX24Q	18W	18W
CFM26W/GX24Q	26W	26W



**R25P**  
Wall Wash  
Bracket Required  
8" O.D. (203 mm)

LAMP	IC	NON-IC
QL6		
CFM13W/GX24Q	13W	13W
CFM18W/GX24Q	18W	18W
CFM26W/GX24Q	26W	26W



**R12P**  
Albalite, White  
8" O.D. (203 mm)  
Bracket Required  
Wet Location

LAMP	IC	NON-IC
QL6		
CFM13W/GX24Q	13W	13W
CFM18W/GX24Q	18W	18W
CFM26W/GX24Q	26W	26W



**R16P**  
Drop Opal, White (Shown)  
Bracket Required  
8" O.D. (203 mm)  
Wet Location

LAMP	IC	NON-IC
QL6		
CFM13W/GX24Q	13W	13W
CFM18W/GX24Q	18W	18W
CFM26W/GX24Q	26W	26W



**R13P**  
Fresnel, White  
Bracket Required  
8" O.D. (203 mm)  
Wet Location

LAMP	IC	NON-IC
QL6		
CFM13W/GX24Q	13W	13W
CFM18W/GX24Q	18W	18W
CFM26W/GX24Q	26W	26W



**RB30PL** (shown)  
Black Baffle  
**RB30PLW**  
White Baffle  
Bracket Required  
7-1/16" O.D. (179 mm)

LAMP	IC	NON-IC
QL6		
CFM13W/GX24Q	13W	13W
CFM18W/GX24Q	18W	18W
CFM26W/GX24Q	26W	26W





# Install downlights left and right with all these options.

The socket-supporting option allows for the use of many socket-supporting trims in the Quicklights® 180. So, with all of the installation and trim selections the Quicklights® 180 offers, why choose any other downlight?

Custom painted trim finishes are available on select trims. Please refer to [www.caprilighting.com](http://www.caprilighting.com) to download the decorative trims brochure for options.

## INCANDESCENT TRIMS



**RB30** (shown) Full Black Baffle  
**RB30W** Full White Baffle  
**RB30BRN** Brushed Nickel Baffle  
 Socket Supporting  
 7-1/16" O.D. (179 mm)

LAMP	IC	NON-IC
QL6NB	—	—
PAR30L	75W	—
PAR30	50W	75W
R/R30	75W	75W
PAR38	90W	150W



**RB40W** (shown) Full White Baffle  
**RB40** Full Black Baffle  
 Socket Supporting  
 7-1/16" O.D. (179 mm)

LAMP	IC	NON-IC
PAR30L	75W	—
PAR30	50W	75W
R/R30	75W	75W
BR40	90W	150W
PAR38	90W	150W



**RC30G** (shown) Gold Cone  
**RC30C** Clear Cone  
**RC30BK** Black Cone  
**RC30W** White Cone  
 Socket Supporting  
 7-1/16" O.D. (179 mm)

LAMP	IC	NON-IC
QL6NB	—	—
PAR30L	75W	—
PAR30	50W	75W
R/R30	75W	75W
PAR38	90W	150W



**RA100W** (shown) White Multiplier  
**RA100G** Gold Multiplier  
**RA100C** Clear Multiplier  
 Socket Supporting  
 7-1/16" O.D. (179 mm)

LAMP	IC	NON-IC
QL6NB	—	—
PAR30L	75W	—
PAR30	50W	75W
R/R30	75W	75W
R/R340	90W	150W
PAR38	90W	150W
A19	75W	—
A21	—	150W



**RCS30** (Shown) Shallow Cone Clear  
**RCS30W** Shallow Cone White  
 Socket Supporting  
 7-1/16" O.D. (179 mm)

LAMP	NON-IC ONLY
QL6NB	—
BR30	65W



**RBS30** (shown) Shallow Baffle, Black  
**RBS30W** Shallow Baffle, White  
 Socket Supporting  
 7-1/16" O.D. (179 mm)

LAMP	NON-IC ONLY
QL6NB	—
R/R30	65W



**R6SHR** (shown) Deep Stepped Baffle White  
 75W Lamp Included  
 Socket Supporting  
 7-1/4" O.D. (184 mm)  
 Wet Location

LAMP	IC	NON-IC
QL6NB	—	—
PAR38	75W	90W



**RBD40W** (shown) Deep Stepped Baffle White  
**RBD40** Deep Stepped Baffle Black  
 Socket Supporting  
 7-1/16" O.D. (179 mm)

LAMP	NON-IC ONLY
QL6NB	—
R/R340	120W
PAR38	100W



**RBC30** (shown) Full Black Baffle w/Leaf Springs  
**RBC30W** Full White Baffle w/Leaf Springs  
 Socket Supporting  
 7-1/16" O.D. (179 mm)

LAMP	NON-IC ONLY
QL6NB	—
PAR30	75W
R/R30	75W
PAR38	150W



**RAC30W** (shown) Full White Cone w/Leaf Springs  
**RAC30** Full Black Cone w/Leaf Springs  
 Socket Supporting  
 7-1/16" O.D. (179 mm)

LAMP	NON-IC ONLY
QL6NB	—
PAR30	75W
R/R30	75W
PAR38	150W



**RF30SB** (shown) Satin Brass Open Trim with Socket Bracket  
**RF30C** Chrome  
**RF30W** White  
**RF30PB** Polished Brass  
 Socket Supporting  
 8" O.D. (203 mm)

LAMP	IC	NON-IC
QL6NB	—	—
PAR30	50W	75W



**RF40C** (shown) Chrome Open Trim w/Socket Bracket  
**RF40SB** Satin Brass  
**RF40W** White  
 Socket Supporting  
 8" O.D. (203 mm)

LAMP	NON-IC ONLY
QL6NB	—
R/R340	60W
PAR38	60W



**RS30W** (shown) White Splay  
**RS30BRN** Brushed Nickel Splay  
 Socket Supporting  
 7-1/16" O.D. (179 mm)

LAMP	IC	NON-IC
QL6NB	—	—
PAR30	75W	75W
R/R30	75W	75W



**R18P** (shown) White Eyeball  
**R18PB** Polished Brass  
**R18B** Brass  
**R18BRN** Brushed Nickel Eyeball  
 Socket Supporting, 30° Tilt  
 8" O.D. (203 mm)

LAMP	IC	NON-IC
QL6NB	—	—
R/R30	75W	100W



**RM38W** (shown) White Stepped Baffle Regressed White Eyeball  
**RM38** Black Stepped Baffle Regressed White Eyeball  
 Socket Supporting, 30° Tilt  
 7-3/8" O.D. (187 mm)

LAMP	IC	NON-IC
QL6NB	—	—
PAR30	50W	50W



- Spring clip permits socket to be securely fastened into top of trim.
- Socket seats securely into top of trim, ensuring consistent lamp positioning in every fixture.
- Trim is installed securely into downlight by means of torsion wires or leaf spring clips.

\* If **NB** is specified in the catalog number (QL6NB) a socket bracket will NOT be shipped with the downlight, allowing for use of socket-supporting trims on these pages ONLY.



**RM48** (shown)  
Black Stepped Baffle  
Regressed White Eyeball  
**RM48W**  
White Stepped Baffle  
Regressed White Eyeball  
Socket Supporting, 30° Tilt  
7-3/8" O.D. (187 mm)

LAMP	IC	NON-IC
QL6NB		
RBR30	65W	100W



**R38P**  
White Eyeball, Black Baffle  
Socket Supporting  
30° Tilt  
8" O.D. (203 mm)

LAMP	IC	NON-IC
QL6NB		
RBR30	65W	100W



**RB45** (shown)  
Scoop Wall Wash, Black Baffle  
**RB45W**  
Socket Supporting  
7-1/16" O.D. (179mm)

LAMP	IC	NON-IC
QL6NB		
A19	40W	



**SH12IC**  
Albalite Shower Light  
Socket Supporting  
8" O.D. (203 mm)  
Wet Location

LAMP	IC	NON-IC
QL6NB		
A19	25W	40W



**SHR12IC**  
Polymer Flange Regressed Glass  
Shower Light  
Socket Supporting  
8" O.D. (203 mm)  
Wet location

LAMP	IC	NON-IC ONLY
QL6NB		
A19	25W	60W



**SHR16IC**  
Polymer Flange Regressed Glass  
Drop Opal Shower Light  
Socket Supporting  
8" O.D. (203 mm)  
Wet Location

LAMP	IC	NON-IC ONLY
QL6NB		
A19	25W	75W



**SH16ICP**  
Drop Opal Shower Light  
Socket Supporting  
8" O.D. (203 mm)  
Wet location

LAMP	IC ONLY
QL6NB	40W
A19	



**SH36**  
Drop Round Shower Light  
Socket Supporting  
8" O.D. (203 mm)  
Wet location

LAMP	IC	NON-IC
QL6NB	40W	60W
PAR30	—	75W



**PSH12P**  
Polycarbonate Shower (shown)  
Light, Polymer Opal Lens  
**PSH12CLR**  
Polymer Clear Lens  
Bracket Required  
8" O.D. (203 mm)  
Wet Location

LAMP	NON-IC ONLY
QL6NB	40W
A19	



**HS30**  
Clear Specular  
**HS40**  
Clear Specular  
Socket Supporting  
8" O.D. (203 mm)  
Wet Location

LAMP	IC ONLY
QL6NB	25W
A19	

## COMPACT FLUORESCENT TRIMS



**RAD40W** (shown)  
Deep Cone White  
**RAD40**  
Deep Cone Black  
Socket Supporting  
8" O.D. (203 mm)

LAMP	IC	NON-IC
QL6NB		
RBR40	75W	120W
PAR38	—	100W




**RBA100CLR**  
Clear Reflector  
**RBA100GLD**  
Gold Reflector  
**RBA100WHT**  
White Reflector  
**RBA100BLK**  
Black Reflector  
Socket Supporting  
7" O.D. (178 mm)

LAMP	IC	NON-IC
QL6NB		
CFM13W/GX24Q	13W	13W
CFM18W/GX24Q	18W	18W
CFM26W/GX24Q	26W	26W



**RBC30** (shown)  
Full Black Baffle w/ Leaf Springs  
**RBC30W**  
Full White Baffle w/ Leaf Springs  
Socket Supporting  
7-1/16" O.D. (179 mm)

LAMP	IC	NON-IC
QL6NB		
CFM13W/GX24Q	13W	13W
CFM18W/GX24Q	18W	18W
CFM26W/GX24Q	26W	26W



**RB101** (Shown)  
Clear Reflector, Black Baffle  
**RB101W**  
Clear Reflector, White Baffle  
Socket Supporting  
7-1/16" O.D. (179 mm)

LAMP	IC	NON-IC
QL6NB		
CFM13W/GX24Q	13W	13W
CFM18W/GX24Q	18W	18W
CFM26W/GX24Q	26W	26W




**SHR6IC**  
Regressed Glass Shower Light  
Socket Supporting  
8" O.D. (203 mm)  
Wet Location

LAMP	IC	NON-IC
QL6NB		
CFM13W/GX24Q	13W	13W
CFM18W/GX24Q	18W	18W
CFM26W/GX24Q	26W	26W



## BAR HANGERS

## Lefty. Righty. Optiony.



BH1 Bar Hanger

BH3 Bar Hanger

The QuickLights® 180 accommodates both Capri BH1 and BH3 bar hangers. The BH1 is field-adjustable from 10.5" to 25.5", pre-nailed, and can be mounted in traditional wood joists, I-Beam joists or t-grid ceilings. The BH3 has a flat, low profile for use on residential joists. Both allow the QuickLights® 180 to be removed and repositioned as needed.

## IC/NON-IC LABEL



The dual-rated QuickLights® 180 housing accommodates both Insulation Contact (IC) applications, in which the fixture may be buried in insulation, and Non-Insulation Contact (Non-IC) applications, where insulation must be kept 3" from the downlight. An internal dual label displays information for both versions.

The maximum incandescent lamping for IC is 90 watts, while the limit for Non-IC is 150 watts (specific trim wattage maximums may vary). The QuickLights® 180 compact fluorescent families are wattage-specific — 13, 18 and 26 — and maintain those wattages for both IC and Non-IC applications.

## G-GASKET OPTION

The QuickLights® 180 features a gasket option for energy code compliance, such as California's Title 24. When ordering option "G," the closed-cell gasket comes pre-installed on the downlight, eliminating the need to apply the gasket in the field or caulk around the ceiling opening to meet local code requirements.



## ORDERING INFORMATION FOR QUICKLIGHTS® 180

Catalog Number	Description	Lamp Wattage	
		IC (Max.)*	Non-IC (Max.)*
QL6	Incandescent; Socket Bracket; No Quick Plugs; No Gasket	90W Inc.	150W Inc.
QL6NB	Incandescent; No Socket Bracket; No Quick Plugs; No Gasket	90W Inc.	150W Inc.
QL6QP	Incandescent; Socket Bracket; Quick Plugs; No Gasket	90W Inc.	150W Inc.
QL6NBQP	Incandescent; No Socket Bracket; Quick Plugs; No Gasket	90W Inc.	150W Inc.
QL6G	Incandescent; Socket Bracket; No Quick Plugs; Gasket	90W Inc.	150W Inc.
QL6NBG	Incandescent; No Socket Bracket; No Quick Plugs; Gasket	90W Inc.	150W Inc.
QL6QPG	Incandescent; Socket Bracket; Quick Plugs; Gasket	90W Inc.	150W Inc.
QL6NBQPG	Incandescent; No Socket Bracket; Quick Plugs; Gasket	90W Inc.	150W Inc.
QL613NE1	13 watt CFL; Socket Bracket; No Quick Plugs; No Gasket; Energy Star 120V	13W CFL	13W CFL
QL613NE1NB	13 watt CFL; No Socket Bracket; No Quick Plugs; No Gasket; Energy Star 120V	13W CFL	13W CFL
QL613NE1QP	13 watt CFL; Socket Bracket; Quick Plugs; No Gasket; Energy Star 120V	13W CFL	13W CFL
QL613NE1NBQP	13 watt CFL; No Socket Bracket; Quick Plugs; No Gasket; Energy Star 120V	13W CFL	13W CFL
QL613NE1G	13 watt CFL; Socket Bracket; No Quick Plugs; Gasket; Energy Star 120V	13W CFL	13W CFL
QL613NE1NBG	13 watt CFL; No Socket Bracket; No Quick Plugs; Gasket; Energy Star 120V	13W CFL	13W CFL
QL613NE1QPG	13 watt CFL; Socket Bracket; Quick Plugs; Gasket; Energy Star 120V	13W CFL	13W CFL
QL613NE1NBQPG	13 watt CFL; No Socket Bracket; Quick Plugs; Gasket; Energy Star 120V	13W CFL	13W CFL
QL618NE1	18 watt CFL; Socket Bracket; No Quick Plugs; No Gasket; Energy Star 120V	18W CFL	18W CFL
QL618NE1NB	18 watt CFL; No Socket Bracket; No Quick Plugs; No Gasket; Energy Star 120V	18W CFL	18W CFL
QL618NE1QP	18 watt CFL; Socket Bracket; Quick Plugs; No Gasket; Energy Star 120V	18W CFL	18W CFL
QL618NE1NBQP	18 watt CFL; No Socket Bracket; Quick Plugs; No Gasket; Energy Star 120V	18W CFL	18W CFL
QL618NE1G	18 watt CFL; Socket Bracket; No Quick Plugs; Gasket; Energy Star 120V	18W CFL	18W CFL
QL618NE1NBG	18 watt CFL; No Socket Bracket; No Quick Plugs; Gasket; Energy Star 120V	18W CFL	18W CFL
QL618NE1QPG	18 watt CFL; Socket Bracket; Quick Plugs; Gasket; Energy Star 120V	18W CFL	18W CFL
QL618NE1NBQPG	18 watt CFL; No Socket Bracket; Quick Plugs; Gasket; Energy Star 120V	18W CFL	18W CFL
QL626NE1	26 watt CFL; Socket Bracket; No Quick Plugs; No Gasket; Energy Star 120V	26W CFL	26W CFL
QL626NE1NB	26 watt CFL; No Socket Bracket; No Quick Plugs; No Gasket; Energy Star 120V	26W CFL	26W CFL
QL626NE1QP	26 watt CFL; Socket Bracket; Quick Plugs; No Gasket; Energy Star 120V	26W CFL	26W CFL
QL626NE1NBQP	26 watt CFL; No Socket Bracket; Quick Plugs; No Gasket; Energy Star 120V	26W CFL	26W CFL
QL626NE1G	26 watt CFL; Socket Bracket; No Quick Plugs; Gasket; Energy Star 120V	26W CFL	26W CFL
QL626NE1NBG	26 watt CFL; No Socket Bracket; No Quick Plugs; Gasket; Energy Star 120V	26W CFL	26W CFL
QL626NE1QPG	26 watt CFL; Socket Bracket; Quick Plugs; Gasket; Energy Star 120V	26W CFL	26W CFL
QL626NE1NBQPG	26 watt CFL; No Socket Bracket; Quick Plugs; Gasket; Energy Star 120V	26W CFL	26W CFL

\* Maximum wattage refers to housing only. Maximum trim wattage ratings may differ. See specific trim for maximum wattage ratings.  
NOTE: When ordering, please reference QL6 as the catalog number for the QuickLights® 180 product.



**Capri Lighting is a Philips group brand**

**776 South Green Street  
Tupelo, MS 38802-1687  
Phone (800) 234-1890  
www.caprilighting.com**

©2009 Philips Group.  
All rights reserved. Certain products illustrated in this catalog may be protected by applicable patents and patents pending. Capri Lighting will aggressively defend all of its intellectual property. We reserve the right to change details of design, materials and finishes.

A.I.A. Division 16  
Brochure LOL7086



Some luminaires use fluorescent or high intensity discharge (HID) lamps that contain small amounts of mercury. Such lamps are labeled "Contains Mercury" and/or with the symbol "Hg." Lamps that contain mercury must be disposed of in accordance with local requirements. Information regarding lamp recycling and disposal can be found at [www.lamprecycle.org](http://www.lamprecycle.org).

Printed in the U.S.A.

C19.0109.LS7.5M