

# SP20-RD4 – Heavy Duty Switchpacks

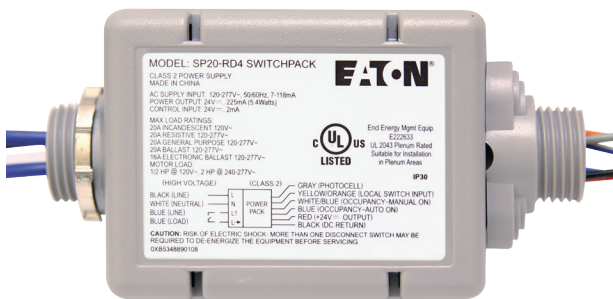
Catalog#	Prepared by
Project	Date
Comments	Type

## Overview

Switchpacks provide 24 VDC operating voltage to all low voltage, 24 VDC occupancy sensors and daylighting controllers. A single switchpack can provide power for up to five sensors. Up to ten switchpacks can be connected to one sensor for control of multiple circuits. Isolated contacts may also be used to control HVAC, contactors, motors, etc.

## Features

- Auto ON or Manual On
- Photocell ready
- Fail-safe circuitry – in the event of failure, return-to-closed (ON) capability
- Zero-crossing circuit provides increased durability, especially with today's high inrush loads
- Voltage regulated to 24VDC, 225mA
- LED ready



Powering Business Worldwide

## Specifications

<b>Power Requirements</b>	<b>Input:</b> 120-230-277VAC, 50/60 Hz
	<b>Output:</b> 20A, 2400W @ 120V – Resistive 20A, 2400W @ 120V – General Purpose 20A, 2400W @ 120V – Incandescent 20A, 2400W @ 120V – Fluorescent 16A, 1920VA @ 120V – Electronic Ballasts 16A, 1920W @ 120V – LED 20A, 5540W @ 277V – Resistive 20A, 5540W @ 277V – General Purpose 20A, 5540VA @ 277V – Fluorescent 16A, 4430VA @ 277V – Electronic Ballasts 16A, 4430W @ 277V – LED 1/2 HP @ 120V – Motor Load 2 HP @ 240/277V – Motor Load Suitable for general purpose plug load control - 20A, 2400W @120V
	Can be used to comply with NY LL48, IECC, ASHRAE 90.1 and Title 24, Part 6 daylight harvesting, demand response, bi-level switching and receptacle control requirements
<b>Control</b>	2mA, 24VDC
<b>Ballast Compatibility</b>	Compatible with LED, magnetic and electronic ballasts
<b>Operating Environment</b>	Temperature: 32°F - 122°F (0°C - 50°C)
	Relative humidity: 0-90%, non-condensing For indoor use only
<b>Housing</b>	Case: high impact, UL rated plastic Relay: 60A rated magnetic latching relay; silver alloy contacts Wire: 6" leads, 18AWG input; 14AWG load; LV connections: 8" leads 22AWG
	Medium impact injection molded housing. ABS resin complies with UL 94V-0. Plenum rated for external junction box mounting, with Teflon coated leads
<b>Motor Load</b>	1 HP 120-240 VAC; 2 HP 250 VAC
<b>Size</b>	2.40"H x 3.81"W x 1.43"D (60.96mm x 96.80mm x 36.37mm)
<b>Standards</b>	UL/cUL Listed, FCC Certified, NOM Certified, can be used to comply with NY LL48, IECC, ASHRAE 90.1 and Title 24, Part 6 daylight harvesting, demand response, bi-level switching and receptacle control requirements, RoHs Compliant

## Description/Operation

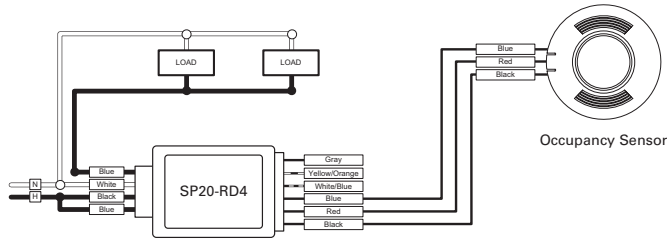
The SP20-RD4 is the latest addition to the Greengate Switchpacks family, delivering a wide array of switching solutions in a single unit. This robust switchpack is designed to deliver unmatched performance. The SP20-RD4 features robust and reliable mechanical latching relays, exclusive fail-safe circuitry, daylight harvesting, bi-level switching and is configurable for energy code requirements. The switchpack is specifically designed to handle high inrush electronic ballast loads and offer unmatched durability and service.

## Applications

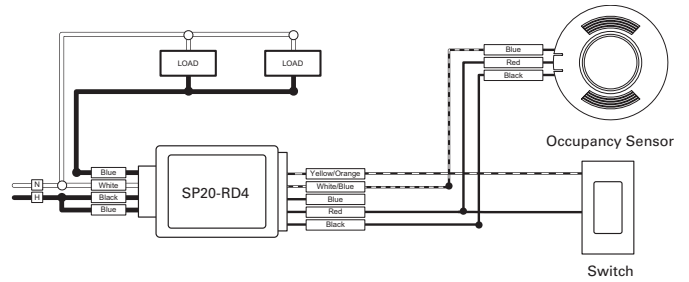
- Can be used to comply with NY LL48, IECC, ASHRAE 90.1 and Title 24, Part 6 daylight harvesting, demand response, bi-level switching and receptacle control requirements
- Auto-ON / Auto-OFF with local switch
- Manual-ON / Auto-OFF with local switch

## Wiring Diagrams

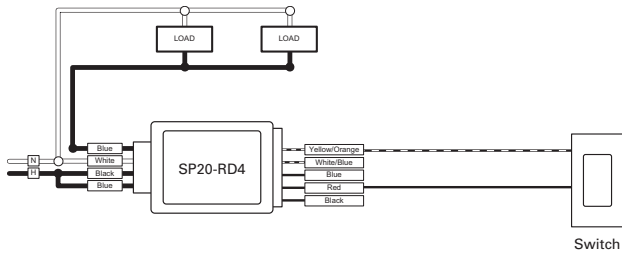
Auto ON/Auto OFF



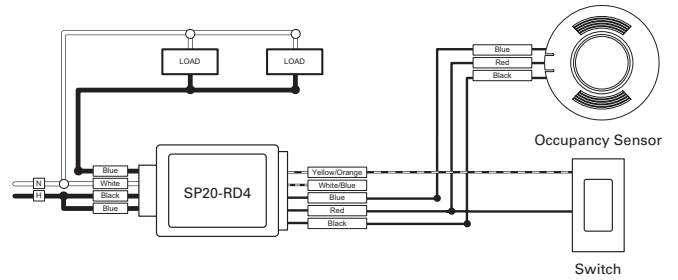
Manual ON/Auto OFF with Local Switch



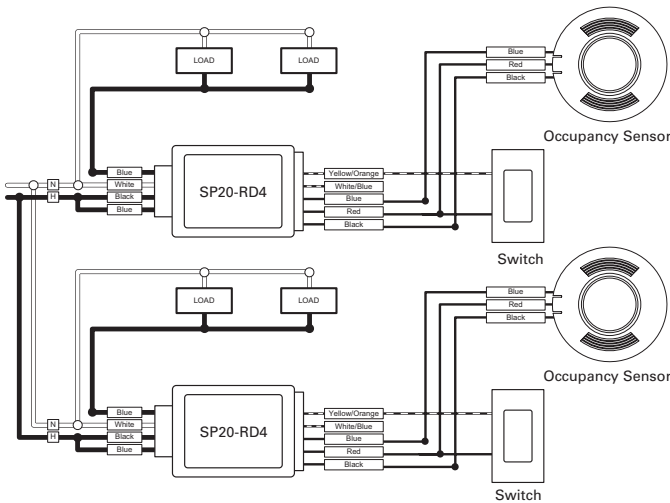
Local Switch ONLY



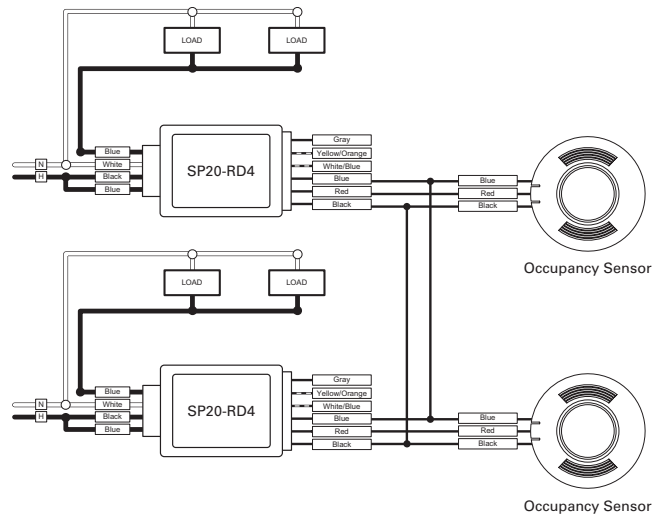
Auto ON/Auto OFF with Local Switch



Bi-Level Switching

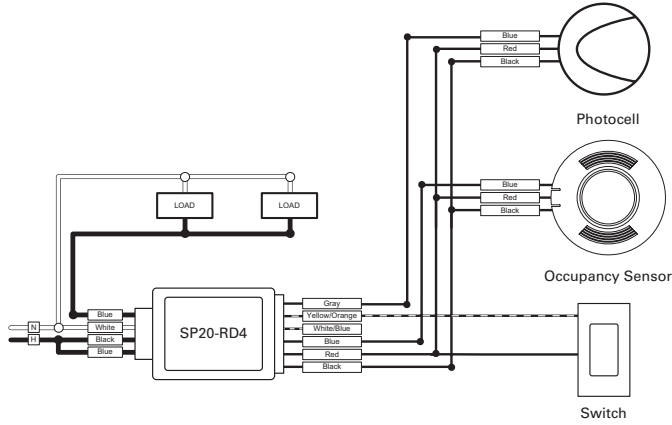


Multiple Occupancy Sensors Exceeding the Power Packs Rating



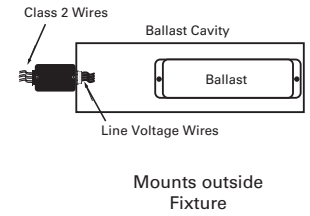
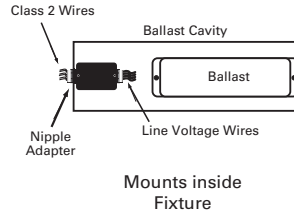
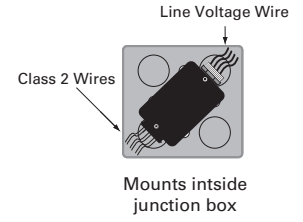
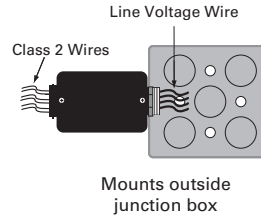
**Note:** Switchpack and the load switched by the switchpack MUST be fed from the same phase.

**Photocell and Occupancy Sensor with Local Switch**



**Note:** Switchpack and the load switched by the switchpack **MUST** be fed from the same phase.

**Mounting**



**Ordering**

Catalog #	Ratings	(LED) Ballast	General Purpose (Plug load)	Motor (HP)	Output
SP20-RD4	120-230-277VAC, 50/60 Hz	16A	20A	1/2HP-120V, 2HP-250V	24 VDC, 225mA

**Eaton**  
1121 Highway 74 South  
Peachtree City, GA 30269  
P: 770-486-4800  
www.eaton.com/lightingsystems  
For service or technical assistance:  
1-800-553-3879