

| CATALOG NUMBER | NO. OF BRAIDS IN FERRULE | FIG. NO. | DIMENSIONS | | | | | | | APPROX. AMP RATING | |
|----------------|--------------------------|----------|--------------|--------------|--------------|--------------|-----------------|----------------|-------------|--------------------|---------|
| | | | C | D | E | K DIA | L | N | T | INDOOR | OUTDOOR |
| | | | | | | | | | | | |
| B2D12 | 2 | 1 | .94 [24] | 2.50 [64] | 1.25 [32] | .44 [11] | 12.00 [305] | .62 [16] | .25 [6] | 380 | 395 |
| B2D12N | | | .94 [24] | 3.00 [76] | 1.75 [44] | .56 [14] | 12.00 [305] | .62 [16] | .25 [6] | 380 | 395 |
| B2E12 | 2 | 1 | 1.62 [41] | 3.00 [76] | 1.50 [38] | .44 [11] | 12.00 [305] | .75 [19] | .25 [6] | 530 | 635 |
| B2E12N | | | 1.62 [41] | | 1.75 [44] | .56 [14] | | .62 [16] | | 530 | 635 |
| B2E30N | 2 | 1 | 1.62 [41] | 3.00 [76] | 1.75 [44] | .56 [14] | 30.00 [762] | .62 [16] | .25 [6] | 530 | 635 |
| B2F12 | | | 1.38 [35] | | 1.50 [38] | .44 [11] | .75 [19] | .38 [10] | 600 | 720 | |
| B2G12 | 2 | 1 | 1.50 [38] | 3.00 [76] | 1.50 [38] | .44 [11] | 12.00 [305] | .75 [19] | .50 [13] | 700 | 840 |
| B2G12N | | | 1.50 [38] | | 1.75 [44] | .56 [14] | .62 [16] | .50 [13] | 700 | 840 | |
| B2G42N | 3 | 2 | 1.50 [38] | 3.00 [76] | 1.75 [44] | .56 [14] | 42.00 [1067] | .62 [16] | .50 [13] | 700 | 840 |
| B3D12 | | | 1.19 [30] | | 2.50 [64] | 1.25 [32] | .44 [11] | 12.00 [305] | .62 [16] | .25 [6] | 470 |
| B3D12N | 3 | 2 | 1.19 [30] | 3.00 [76] | 1.75 [44] | .56 [14] | 12.00 [305] | .62 [16] | .25 [6] | 470 | 560 |
| B3D14N | | | 1.19 [30] | | 1.75 [44] | .56 [14] | 14.00 [356] | .62 [16] | .25 [6] | 470 | 560 |
| B3D16N | 3 | 2 | 1.19 [30] | 3.00 [76] | 1.75 [44] | .56 [14] | 16.00 [406] | .62 [16] | .25 [6] | 470 | 560 |
| B3D18N | | | 1.19 [30] | | 1.75 [44] | .56 [14] | 18.00 [457] | .62 [16] | .25 [6] | 470 | 560 |
| B3D24N | 3 | 2 | 1.19 [30] | 3.00 [76] | 1.75 [44] | .56 [14] | 24.00 [610] | .62 [16] | .25 [6] | 470 | 560 |
| B3D90N | | | 1.19 [30] | | 1.75 [44] | .56 [14] | 90.00 [2286] | .62 [16] | .25 [6] | 470 | 560 |
| B3E12 | 3 | 2 | 1.64 [42] | 3.00 [76] | 1.50 [38] | .44 [11] | 12.00 [305] | .75 [19] | .31 [8] | 700 | 840 |
| B3E12N | | | 1.64 [42] | | 1.75 [44] | .56 [14] | .62 [16] | .31 [8] | 700 | 840 | |
| B3E36NU | 3 | 2 | 1.64 [42] | 3.00 [76] | --- | 6 | 36.00 [914] | --- | .31 [8] | 700 | 840 |
| B3F12 | | | 1.44 [37] | | 1.50 [38] | .44 [11] | .75 [19] | .56 [14] | 820 | 980 | |
| B3G12 | 3 | 2 | 1.69 [43] | 3.00 [76] | 1.50 [38] | .44 [11] | 12.00 [305] | .75 [19] | .69 [18] | 960 | 1150 |

| REV. | DATE | DESCRIPTION | ECO | BY | C'K'D. |
|------|----------|---------------------------------|-------|----|--------|
| C | 10/22/08 | ADD CAT. NO'S TO TABLE PER M/U. | 16860 | RB | JP |

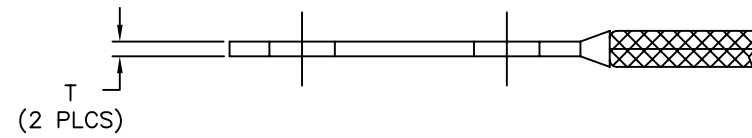
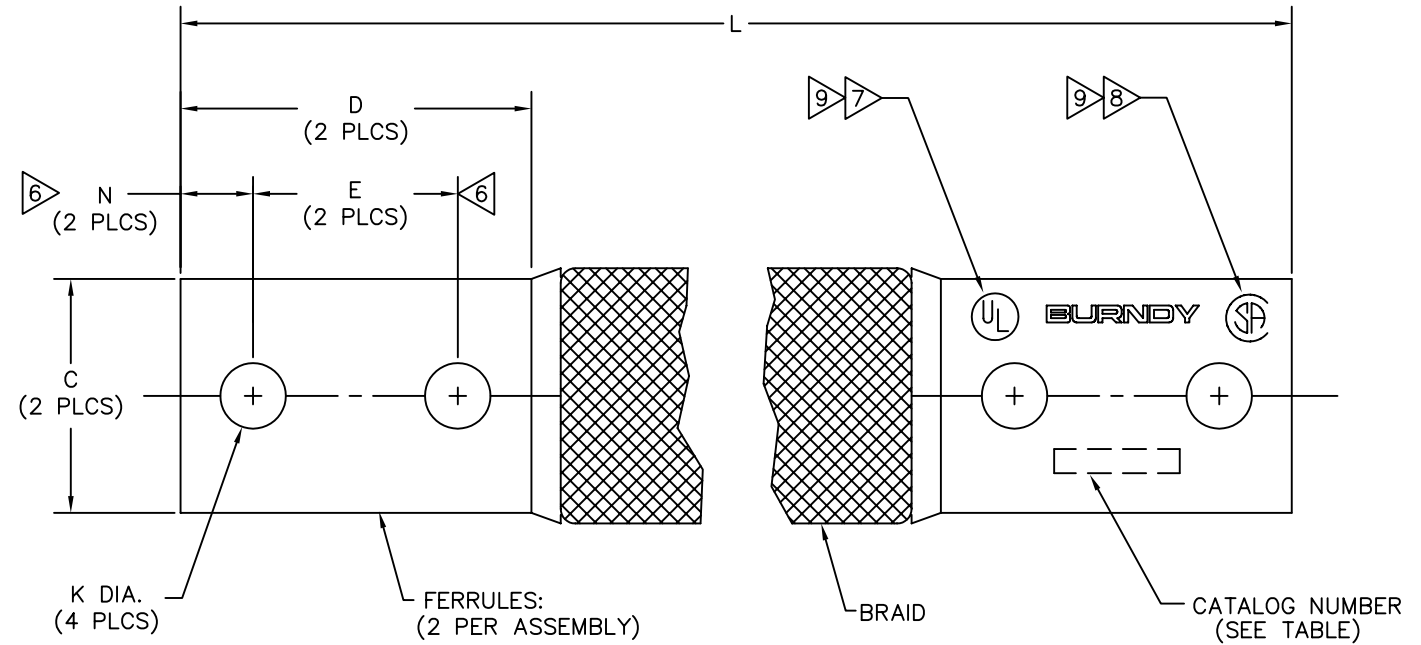


FIG. 1

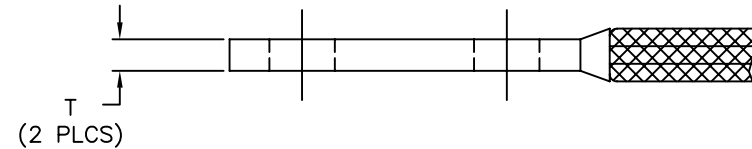


FIG. 2

- NOTES:**
- MATERIAL: FERRULES - COPPER
BRAID - TINNED COPPER
 - FINISH: UNPLATED
 - CATALOG NUMBERS ENDING IN 'N' INDICATES THE FERRULES ARE TWO HOLE NEMA DRILLED.
 - THIS RATING MAY VARY WITH AMBIENT CONDITIONS, ORIENTATION OF THE BRAID, AND OTHER SERVICE CONDITIONS.
 - DIMENSIONS IN BRACKETS [] ARE IN MILLIMETERS ROUNDED OFF TO THE NEAREST MILLIMETER, UNLESS OTHERWISE NOTED, AND ARE FOR REFERENCE ONLY.
 - SUFFIX LETTER "U" IN CATALOG NUMBER DENOTES FERRULES ARE UNDRILLED.
 - ALL SIZES ARE LISTED TO UL 467 GROUNDING & BONDING EQUIPMENT STANDARDS.
 - SPECIFIC SIZES AS INDICATED ARE LISTED TO CSA C22.2 NO.41 GROUNDING & BONDING EQUIPMENT STANDARDS.
 - BRAID SIZES MAY BE DESIGNATED BY SUFFIXES REPRESENTING VARIATIONS IN LENGTH, QUANTITY & SIZE OF MOUNTING HOLES, PAD SIZE AND FINISH. (REF. NOTES 7 & 8)

| | | | | | |
|---|--|--|--|--|--|
| TO ORDER BURNDY® PRODUCTS CALL | | UNITED STATES: 1-800-346-4175 (LONDONDERRY, NH) | | CANADA: 1-800-361-6975 (QUEBEC) 1-800-387-6487 (ALL OTHER PROVINCES) | |
| FOR PRODUCT INFO: http://www.fcconnect.com | | FLEXIBLE BRAID JUMPER | | | |
| | | ITEM NO: N/A | | | |
| | | CAT NO: B2-, B3- (SEE TABLE) | | | |
| | | SCALE: 1/1 | | | |
| | | DRAWN BY: R. PERRAULT 11/03/95 | | CHECKER: J. MICHAUD 11/03/95 | |
| | | DSN APPV: W. ZAHLMAN 11/14/95 | | MFG APPV: --- | |
| | | QC APPV: D. VARIO 11/14/95 | | MKT APPV: C. CHADBOURNE 11/03/95 | |
| | | PROD FAM: --- | | PROJECT #: --- | |
| | | DOCUMENT TYPE: Sales | | REL LEVEL: AutoCAD | |
| | | SIZE: D | | DRAWING NO: SE210201 | |
| | | | | SHEET 2 OF 3 | |