

# Ventilation—Fans and Fan/Lights

## LoProfile

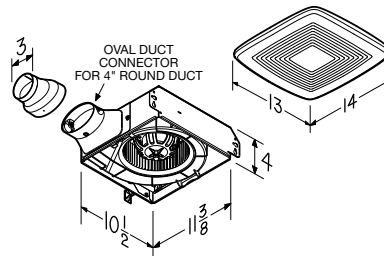


**Model LP80**

### The right fan for a tight fit.

The new Broan LoProfile™ Fan is our latest solution for installations where conventional ventilation simply won't fit. Where multi-family applications require it, the LoProfile™ fan is narrow enough to be installed in a wall between 2x4 studs. When plumbing or electrical obstructions are found behind the drywall in ceiling remodel applications our LoProfile™ fan can still fit without having to move anything. And that means most any room with space constraints can have powerful, quiet, efficient ventilation.

- Fits in 2x4 ceiling or wall construction
- 80 CFM with 4" duct ensures ample air movement; 70 CFM with 3" duct reducer
- >50 CFM at 0.25" static pressure meets ASHRAE 62.2 local ventilation requirements (with 4" oval duct or 3" round duct)
- Only 1.1 sones for extremely quiet operation
- 4" oval or 3" round duct connection for installation flexibility
- Efficient operation lowers utility bills
- Ideal for multi-family applications
- Compatible with RDF1 Premium Radiation Damper (see page 17)



The oval connector accepts standard 4" duct, or 3" duct with the supplied adapter.



Electrical connections can be made through the top or the side of the housing.

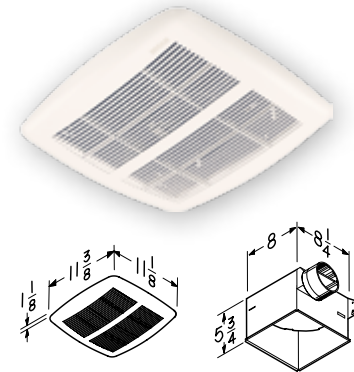
| Model        | CFM | Sones |
|--------------|-----|-------|
| <b>LP80*</b> | 80  | 1.1   |



\*ENERGY STAR® qualified.



## Ceiling Mount Model 770 and 784



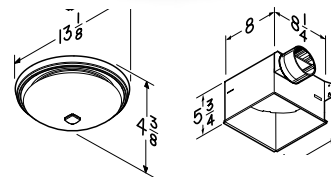
- 50 to 80 CFM
- Centrifugal blower wheel and 4-pole motor deliver high exhaust capacity at low sound levels
- White polymeric grille complements virtually any decor
- Torsion spring grille mounting—no tools necessary
- Metal grille kits (available separately)
- Project Packs available

| Model       | CFM | Sones | Ducting |
|-------------|-----|-------|---------|
| <b>770*</b> | 50  | 1.5   | 4"      |
| <b>784*</b> | 80  | 2.0   | 4"      |



\*ENERGY STAR® qualified.

## Model 778WH



- White finish with White Opal glass globe
- Energy-efficient 26 watt fluorescent lighting—uses two 13 watt GU24 based bulbs (included)
- Hanger bars included

| Model         | CFM | Sones | Lighting           | Ducting |
|---------------|-----|-------|--------------------|---------|
| <b>778WH*</b> | 80  | 2.0   | 2-13 W GU24 fluor. | 4"      |



\*ENERGY STAR® qualified.