

Specialty Fans and Fan/Lights—Utility Fans



Powerful solutions for problem rooms.

Eliminate humidity or tobacco smoke from recreation rooms, workshops, or cooking odors from kitchens with these powerful utility ventilators. Aluminum filters are available for most models. All feature powerful, permanently lubricated motors and rugged steel housings. Paint the low-profile white polymeric grilles to match any décor.

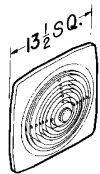
Chain-Operated utility fan

- Pull-chain opens the door and starts fan
- Housing adjusts to fit walls from 4-1/2" – 9-1/2" thick
- Specially designed polymeric fan blade
- Housing features foam-insulated door for energy efficiency

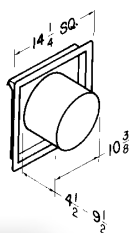
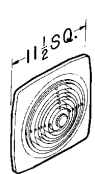


Model 506
• 10" Wall Fan

Model 506



Model 507

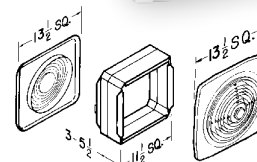


Model 507
• 8" Wall Fan (8-3/8" diameter sleeve)



Room-to-Room

- Room-to-Room ventilators provide quick solutions where more ventilation is needed – without installing new ductwork
- Built-in variable speed control
- Easy installation through wall 3" – 5-1/2" thick
- Permanently lubricated motor
- Paintable white polymeric grilles



Model 510
• 10" Room-to-Room fan
• Not for use in kitchens

Model 511 (shown)
• 8" Room-to-Room fan
• Not for use in kitchens

Wall/Ceiling Mount – Side Discharge

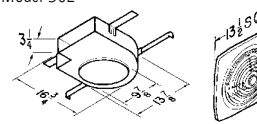
- Installs easily between ceiling joists or wall studs
- Built-in damper prevents backdrafts
- Fits 3-1/4" x 10" duct

Model 502 (shown)
• 10" Side Discharge

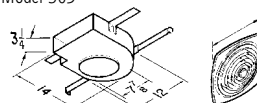
Model 503
• 8" Side Discharge



Model 502



Model 503



	CFM	Sones	Diameter	Sizing Specifications
Wall/Ceiling-Mount, Side Discharge				
502	270	8.0	10"	Fits 3-1/4" x 10" duct
503	160	5.0	8"	Fits 3-1/4" x 10" duct
Chain-Operated				
506	470	8.0	10"	Fits 4-1/2" – 9-1/2" thick walls
507	250	7.0	8"	Fits 4-1/2" – 9-1/2" thick walls
Room-to-Room				
510	380	6.5	10"	Fits 3" – 5-1/2" thick walls
511	180	4.5	8"	Fits 3" – 5-1/2" thick walls

Specifications

Fans

Model	Page	CFM	Sones, HVI-certified	Baths up to () Sq Ft	ENERGY STAR®	Duct Size"	Housing Dims			Grille Dims		Grille finish	Amps
							L"	W"	H"	L"	W"		
80RDF**	30	80	2.5	75	—	4	8	8¼	5¼	10¼	10¼	White Acrylic Metal	0.6
110RDF**	30	110	4.0	105	—	4	8	8¼	5¼	10¼	10¼	White Acrylic Metal	0.6
670	29	50	3.5	45	—	3	7¼	7½	3%	9	9¼	White Polymeric	0.8
671	29	70	6.0	65	—	3	7¼	7½	3%	9	9¼	White Polymeric	1.2
676	29	110	4.0	100	—	4	8	8¼	5%	10%	11%	White Polymeric	1.3
682	31	—	—	—	—	Duct-free	7¼	7¼	3%	8%	8%	White Polymeric	1.0
684	29	80	2.5	75	—	4	8	8¼	5%	10%	11%	White Polymeric	0.5
688	29	50	4.0	45	—	3	7¼	7½	3%	9	9¼	White Polymeric	0.9
689	29	60	5.5	55	—	3	7¼	7½	3%	9	9¼	White Polymeric	1.5
690*	31	60	3.0	55	—	—	—	—	—	9%	11%	White Polymeric	1.5
770	28	50	1.5	45	Yes	4	8	8¼	5%	10%	11%	White Polymeric	0.2
784	28	80	2.0	75	Yes	4	8	8¼	5%	10%	11%	White Polymeric	0.5
HD50	30	50	1.5	45	Yes	4	8	8¼	5%	10%	10%	White Painted Metal	0.4
HD50RDF**	30	50	1.5	45	Yes	4	8	8¼	5¼	10¼	10¼	White Acrylic Metal	0.4
HD80	30	80	2.5	75	—	4	8	8¼	5%	10%	10%	White Painted Metal	0.6
HD80RDF**	30	80	2.5	75	—	4	8	8¼	5¼	10¼	10¼	White Acrylic Metal	0.6
LP80	28	80	1.1	75	Yes	4 / 3	11%	10%	4	13	14	White Polymeric	0.3
SSQTXE080	24	80	—	—	Yes	—	11%	10%	7¼	—	—	—	—
SSQTXE110	24	110	—	—	Yes	—	11%	10%	7¼	—	—	—	—
QTXE050	20	50	<0.3	45	Yes	6	11%	10½	7%	13	14	White Polymeric	0.3
QTXE080	20	80	0.3	75	Yes	6	11%	10½	7%	13	14	White Polymeric	0.4
QTXE110	20	110	0.7	100	Yes	6	11%	10½	7%	13	14	White Polymeric	0.3
QTXE110S	22	110	0.7	100	Yes	6	11%	10½	7%	12%	13¾	White Polymeric	0.3
QTXE150	20	150	1.4	140	Yes	6	11%	10½	7%	13	14	White Polymeric	0.5
QTRE100S	22	100	1.5	90	Yes	4	11%	10½	7%	12%	13¾	White Polymeric	0.3
QTRE080	20	80	0.8	75	Yes	4	11%	10%	7%	13	14	White Polymeric	0.4
QTRE080C2S	20	80/40	0.8/<0.3	75	Yes	4	11%	10%	7%	13	14	White Polymeric	0.3
QTRE080R	23	80	0.8	75	Yes	4	11%	10%	7%	13	14	White Polymeric	0.3
QTRE110	20	110	1.3	100	Yes	4	11%	10%	7%	13	14	White Polymeric	0.3
QTR080	20	80	1.0	75	—	4	11%	10%	7%	13	14	White Polymeric	0.7
QTR110	20	110	1.5	100	—	4	11%	10%	7%	13	14	White Polymeric	0.9
XB50	17	50	<0.3	45	Yes	6 / 4	10%	11%	7%	13	14	White Polymeric	0.1
XB80	17	80	<0.3	75	Yes	6 / 4	10%	11%	7%	13	14	White Polymeric	0.1
XB110	17	110	<0.3	100	Yes	6	10%	11%	7%	13	14	White Polymeric	0.2
XB110H	17	110	<0.3	100	Yes	6	10%	11%	7%	13%	14	White Polymeric	0.2
ZB80	17	80	<0.3	75	Yes	6 / 4	10%	11%	7%	13	14	White Polymeric	0.1
ZB80M	17	80	<0.3	75	Yes	6 / 4	10%	11%	7%	13%	14	White Polymeric	0.1
ZB110	17	110	<0.3	100	Yes	6	10%	11%	7%	13%	14	White Polymeric	0.2
ZB110H	17	110	<0.3	100	Yes	6	10%	11%	7%	13%	14	White Polymeric	0.2
ZB110M	17	110	<0.3	100	Yes	6	10%	11%	7%	13%	14	White Polymeric	0.2

Radiation Dampers can be found on page 30. *Replacement grille and motor kit. **Model RDA fan housing only sold separately for radiation dampers/fans.

Utility Fans

Model	Page	CFM	Sones	Housing Dimensions			Grille Dimensions		Amps	Duct Size
				L"	W"	H"	L"	W"		
12C	39	360	8.0	—	11½ Sq	—	13½ Sq	1.7	Direct Discharge	
502	38	270	8.0	16%	13%	3%	13½ Sq	1.7	3¼" x 10"	
503	38	160	5.0	14	12	3%	11½ Sq	1.5	3¼" x 10"	
504	39	350	6.5	—	10¼ Rd	7	13½ Sq	1.7	10"	
505	39	180	6.5	—	8¼ Rd	7	11½ Sq	1.5	8"	
506	38	470	8.0	—	10¼ Rd	—	13½ Sq	1.7	Direct Discharge	
507	38	250	7.0	—	8¼ Rd	—	11½ Sq	1.5	Direct Discharge	
508	39	270	6.0	—	10¼ Rd	—	13½ Sq	1.7	Direct Discharge	
509	39	180	6.5	—	8¼ Rd	—	13½ Sq	1.5	Direct Discharge	
509S	39	180	6.5	—	8¼ Rd	—	13½ Sq	1.5	Direct Discharge	
510	38	380	6.5	—	11½ Sq	—	13½ Sq	1.7	Room to room wall fan	
511	38	180	4.5	—	11½ Sq	—	13½ Sq	0.9	Room to room wall fan	
512	39	90	3.5	—	6 Rd	—	8 Dia	0.7	Room to room wall fan	
512M	39	70	3.5	—	6 Rd	—	8 Dia	0.7	Direct Discharge	
673	39	60	4.5	—	6¼ Rd	5¼	8 Dia	1.0	6"	

* Not for use with dryers.