

Division 2 Contender™ Series Factory Sealed Control Stations

NEC/CEC:

Class I, Division 2, Groups B, C, D

Zone 2

Class II, Division 1 and 2, Groups E, F, G

Class III

NEC/CEC:

NEMA 3, 3R, 4*, 4X*, 12

IP66 ^

Applications

- For use in washdown areas and other damp, wet and highly corrosive areas.
- Push buttons and selector switches are used in conjunction with contactors or magnetic starters for remote control of motors in hazardous locations. They provide circuit control and/or selection.
- Pilot lights provide visual assurance that an electrical function is being performed at a remote or local hazardous location.

Features

- Corrosion resistant captive stainless steel screws holds cover to body.
- Silicone gasket ensures high degree of water ingress protection.
- The Labyrinth switch used in push buttons and selector switches, is rated A600 heavy pilot duty and P150.
- Temperature rating: -25 °C to +40 °C (-13 °F to -104 °F).
- Wide variety of devices and options results in a control station tailor-made to the application.
- Pilot light employs LED cluster with lifetime of 100,000 hours that can be used at either 120 Vac or 240 Vac. Optional pilot light has 12/24 Vdc ratings.
- Bodies furnished with internal ground screw and external ground lug.
- Factory sealed, no external seals required.

Standard Materials

- Backbox: malleable iron or copperfree (4/10 of 1% max.) aluminum
- Cover: die-cast aluminum
- Screws: stainless steel
- Gasket: silicone

Standard Finishes

- Malleable iron backbox: triple coat—(1) zinc electroplate, (2) chromate, and (3) epoxy powder coat
- Aluminum backbox and cover: epoxy powder coat

Options


- For aluminum mounting body, add suffix **-A**.
- UCPL pilot light. Order by suffixes if color desired is other than red, as follows:
 - Green **-JGBG**
 - Amber **-JGBA**
 - Blue **-JGBB**
- For Vdc pilot light, add suffix **-DC**. (Push buttons and selector switches have Vac and Vdc ratings as standard.)
- Standard momentary push button colors are listed next to catalog numbers for assembled control stations. Order by suffixes for desired color as follows:
 - Red **-PBRE**
 - Green **-PBGR**
 - Black **-PBBL**
 - Yellow **-PBYL**
 - Blue **-PBBU**
- Push button front operated mushroom head (maintained contact). Order by suffixes if color desired is other than red, as follows:
 - Green **-NMRBMGR**
 - Black **-NMRBMBL**




1-Gang Push Button and Pilot Light



1-Gang Selector Switch



2-Gang Push Buttons and Pilot Lights



- Push button front operated mushroom head (momentary contact). Order by suffixes if color desired is other than black, as follows:
 - Red **-NMRBRE**
 - Green **-NMRBGR**
 - Black **-NMRBBL**
- Three position selector switches with modified operation:
 - Momentary contact right position, spring return to center, maintained contact left position add suffix **-SRC**.
 - Momentary contact left position, spring return to center, maintained contact right position add suffix **-SLC**.
 - Momentary contact left and right positions, spring return to center add suffix **-SRL** (only available on -345 with ALT option).
 - Alternate contacts add suffix **-ALT**.

NEC/CEC Certifications and Compliances

- UL Standards: UL 508, UL 698, UL 1203, UL 1604, ISA 12.12.01
- CSA Standards: C22.2 No. 14-M, C22.2 No. 213-M, C22.2 No. 25, C22.2 No. 30
- cULus Listed: E10449, E81751

▼ Product with iron backbox is NEMA 4 rated. With aluminum backbox (add suffix **-A**), product is NEMA 4X rated.

▲ When a pilot light is selected, assembly is rated IP56.

Classified by UL for use in specific combinations with Cooper Crouse-Hinds EDS covers and bodies.

Visit our website at www.emerson.com or contact us at (800) 621-1506.

© November 2016

Appleton

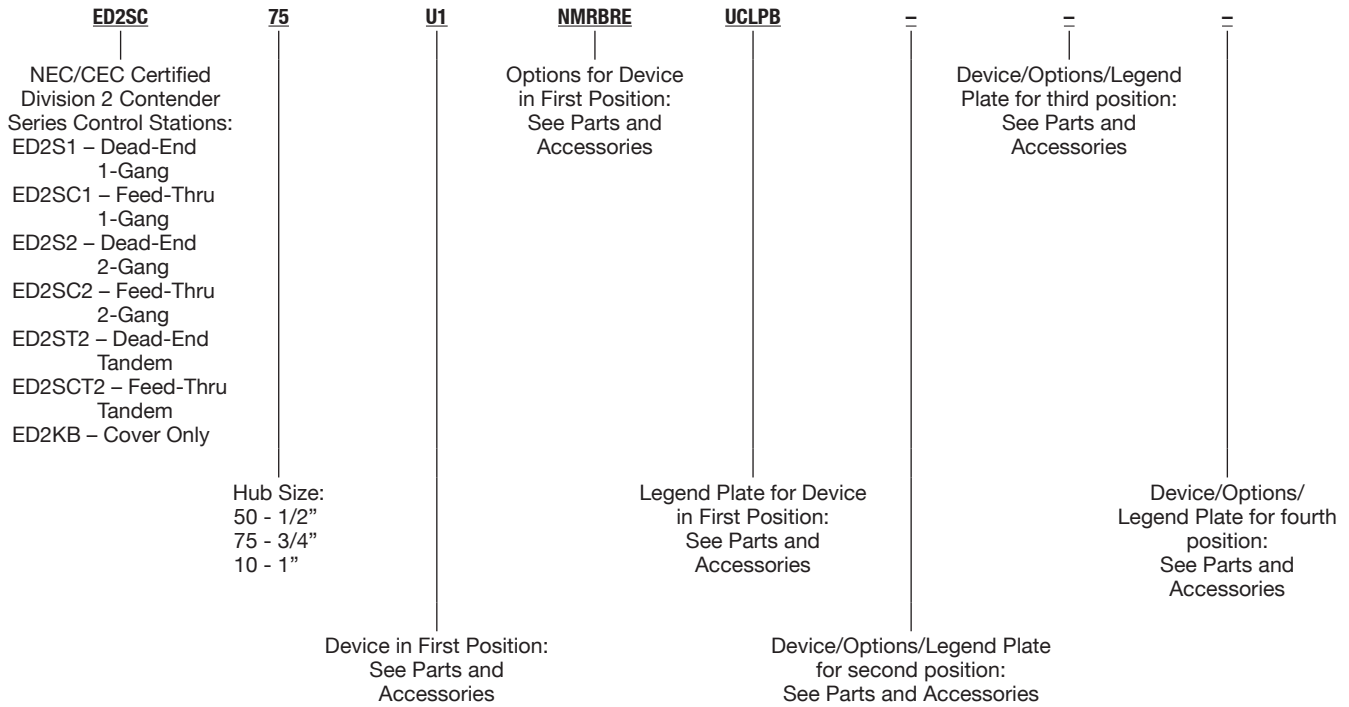
CONTROLS: NEC/CEC EXPLOSIONPROOF CONTROL STATIONS AND SWITCHES

Division 2 Contender™ Series Factory Sealed Control Stations

NEC/CEC:
 Class I, Division 2, Groups B, C, D
 Zone 2
 Class II, Division 1 and 2, Groups E, F, G
 Class III

NEC/CEC:
 NEMA 3, 3R, 4*, 4X*, 12
 IP66 ^

Catalog Numbering Guide



Appleton

CONTROLS: NEC/CEC EXPLOSIONPROOF CONTROL STATIONS AND SWITCHES

▼ Product with iron backbox is NEMA 4 rated. With aluminum backbox (add suffix -A), product is NEMA 4X rated.
 ▲ When a pilot light is selected, assembly is rated IP56.

Division 2 Contender™ Series Factory Sealed Control Stations

NEC/CEC:

Class I, Division 2, Groups B, C, D
Zone 2

Class II, Division 1 and 2, Groups E, F, G
Class III

NEC/CEC:

NEMA 3, 3R, 4*, 4X*, 12
IP66 ^

Devices

Device Descriptions	Suffix
Momentary Push Button - 1NO/NC	U1
Momentary Push Button - 2NO/NC	UD1
Maintained Push Button - 1 NO/NC	UM1
Maintained Push Button - 2 NO/NC	UDM1
Pilot Light	J1
2-POS 2-CKT Selector Switch	12
3-POS 2-CKT Selector Switch	102
2-POS 4-CKT Selector Switch	35
3-POS 4-CKT Selector Switch (Labyrinth Switch Only)	345
Close-up Plug	PLG
Blank Cover	B

Options

Options Descriptions	Suffix
Amber Pilot Light	JGBA
Green Pilot Light	JGBG
Blue Pilot Light	JGBB
DC Rating for Pilot Light	DC
Red Mushroom Head - Momentary Push Button	NMRBRE
Green Mushroom Head - Momentary Push Button	NMRBGR
Black Mushroom Head - Momentary Push Button	NMRBBL
Black Mushroom Head - Maintained Push Button	NMRBMBL
Green Mushroom Head - Maintained Push Button	NMRBMGR
Spring Return from Right - Selector Switch (3 Position Only)	SRC
Spring Return from Left - Selector Switch (3 Position Only)	SLC
Spring Return from Right and Left - Selector Switch (3 Pos, 4 Ckt and Alt Contacts Only)	SRL
Alternate Contacts - Selector Switch	ALT
Red Momentary Push Button	PBRE
Green Momentary Push Button	PBGR

Accessories

Accessories Descriptions	Suffix
Mushroom Head Push Button Locking Guard	UCMPBLG

Nameplate Options ①

Device Descriptions	Suffix
Two Position Selection Switch Nameplates	
Forward—Reverse	UCLP-FR
Hand—Auto	UCLP-HA
On—Off	UCLP-OO
Start—Stop	UCLP-SS
Blank	UCLP-B
Three Position Selection Switch Nameplates	
Forward—Off—Reverse	UCLP-FOR
Hand—Off—Auto	UCLP-HOA
Run—Off—Jog	UCLP-ROJ
Blank	UCLP-B
Pilot Lights	
Blank	UCPLP-B
Run	UCPLP-RUN
On	UCPLP-ON
Off	UCPLP-OFF
Close	UCPLP-CLOSE
Push Buttons	
<i>(Standard, Mushroom Head and Mushroom Head Maintained)</i>	
Blank	UCLP-B
Off	UCLP-OFF
On	UCLP-ON
Forward	UCLP-FWD
Reverse	UCLP-REV
Jog	UCLP-JOG
Run	UCLP-RUN
Start	UCLP-ST
Stop	UCLP-SP
Up	UCLP-UP
Down	UCLP-DOWN
Fast	UCLP-FAST
Slow	UCLP-SLOW
Raise	UCLP-RAISE
Lower	UCLP-LOWER
Open	UCLP-OPEN
Close	UCLP-CLOSE
Low	UCLP-LOW
High	UCLP-HIGH
Test	UCLP-TEST
Reset	UCLP-RESET
Emergency Stop	UCLP-ESTP

① Custom nameplates are available. Contact your local sales representative for details.

▼ Product with iron backbox is NEMA 4 rated. With aluminum backbox (add suffix -A), product is NEMA 4X rated.











▲ When a pilot light is selected, assembly is rated IP56.

Division 2 Contender™ Series Factory Sealed Control Stations

NEC/CEC:
 Class I, Division 2, Groups B, C, D
 Zone 2
 Class II, Division 1 and 2, Groups E, F, G
 Class III

NEC/CEC:
 NEMA 3, 3R, 4*, 4X*, 12
 IP66 ^

1-Gang Push Button and Pilot Lights – Momentary

	Hub Size (Inches)	Description	Diagram	Standard Legend Plate Marking and Device Color	Catalog Number	
					Dead-End	Feed-Thru
	1/2	1 Circuit Universal		Start/Green	ED2S150U1	ED2SC150U1
	3/4				ED2S175U1	ED2SC175U1
	1				ED2S110U1	ED2SC110U1
	1/2	2 Circuits Universal		Start/Green Stop/Red	ED2S150U2	ED2SC150U2
	3/4				ED2S175U2	ED2SC175U2
	1				ED2S110U2	ED2SC110U2
	1/2	1 Circuits Universal 1 Pilot Light		Start/Green Blank/Red	ED2S150J1U1	ED2SC150J1U1
	3/4				ED2S175J1U1	ED2SC175J1U1
	1				ED2S110J1U1	ED2SC110J1U1
	1/2	1 Pilot Light		Blank/Red	ED2S150J1	ED2SC150J1
	3/4				ED2S175J1	ED2SC175J1
	1				ED2S110J1	ED2SC110J1
	1/2	2 Pilot Lights		Blank/Red	ED2S150J2	ED2SC150J2
	3/4				ED2S175J2	ED2SC175J2
	1				ED2S110J2	ED2SC110J2

Appleton

CONTROLS: NEC/CEC EXPLOSIONPROOF CONTROL STATIONS AND SWITCHES





▼ Product with iron backbox is NEMA 4 rated. With aluminum backbox (add suffix -A), product is NEMA 4X rated.
 ▲ When a pilot light is selected, assembly is rated IP56.

Division 2 Contender™ Series Factory Sealed Control Stations














NEC/CEC:
Class I, Division 2, Groups B, C, D
Zone 2
Class II, Division 1 and 2, Groups E, F, G
Class III

NEC/CEC:
NEMA 3, 3R, 4*, 4X*, 12
IP66 ^

2-Gang Push Buttons and Pilot Lights – Momentary

	Hub Size (Inches)	Description	Diagram	Standard Legend Plate Marking and Device Color	Catalog Number	
					Dead-End	Feed-Thru
	1/2	2 Circuits Universal and 1 Pilot Light		Push Buttons: Start/Green Stop/Red Pilot Light: Blank/Red	ED2S250J1U2	ED2SC250J1U2
	3/4				ED2S275J1U2	ED2SC275J1U2
	1				ED2S210J1U2	ED2SC210J1U2
	1/2	2 Circuits Universal and 2 Pilot Lights		Push Buttons: Start/Green Stop/Red Pilot Light: Blank/Red	ED2S250J2U2	ED2SC250J2U2
	3/4				ED2S275J2U2	ED2SC275J2U2
	1				ED2S210J2U2	ED2SC210J2U2

1-Gang Selector Switches

	Hub Size (Inches)	Description	Diagram			Standard Legend Plate Marking and Device Color	Catalog Number	
			Left	Center	Right		Dead-End	Feed-Thru
	1/2	2 Position 2 Circuit		None		On/Off	ED2S15012	ED2SC15012
	3/4						ED2S17512	ED2SC17512
	1						ED2S11012	ED2SC11012
	1/2	2 Position 4 Circuit		None		On/Off	ED2S15035	ED2SC15035
	3/4						ED2S17535	ED2SC17535
	1						ED2S11035	ED2SC11035
	1/2	3 Position 2 Circuit				Hand/Off/Auto	ED2S150102	ED2SC150102
	3/4						ED2S175102	ED2SC175102
	1	ED2S110102	ED2SC110102					
	1/2	3 Position 4 Circuit				Hand/Off/Auto	ED2S150345	ED2SC150345
3/4	ED2S175345						ED2SC175345	
1	ED2S110345	ED2SC110345						

Appleton

























CONTROLS: NEC/CEC EXPLOSIONPROOF CONTROL STATIONS AND SWITCHES

▼ Product with iron backbox is NEMA 4 rated. With aluminum backbox (add suffix -A), product is NEMA 4X rated.
▲ When a pilot light is selected, assembly is rated IP56.

Division 2 Contender™ Series Factory Sealed Control Stations

NEC/CEC:
 Class I, Division 2, Groups B, C, D
 Zone 2
 Class II, Division 1 and 2, Groups E, F, G
 Class III

Cover Assemblies

	Description	Diagram	Standard Legend Plate Marking and Device Color	Catalog Number		
	1 Circuit Universal		Start/Green	ED2KBU1		
	2 Circuit Universal		Start/Green Stop/Red	ED2KBU2		
	1 Pilot Light		Blank/Red	ED2KBJ1		
	2 Pilot Light		Blank/Red	ED2KBJ2		
	1 Pilot Light and 1 Circuit Universal		Push button: Start/Green Pilot Light: Blank/Red	ED2KBJ1U1		
	Description	Left	Diagram Center	Right	Standard Legend Plate Marking and Device Color	Catalog Number
	2 Positions 2 Circuits		None		On/Off Selector Switch	ED2KB12
	2 Positions 4 Circuits		None		On/Off Selector Switch	ED2KB35
	3 Positions 2 Circuits				Hand/Off/Auto Selector Switch	ED2KB102
	3 Positions 4 Circuits				Hand/Off/Auto Selector Switch	ED2KB345









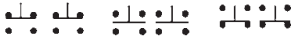


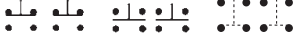

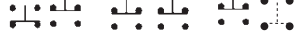
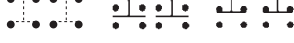
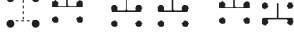

Appleton

CONTROLS: NEC/CEC EXPLOSIONPROOF CONTROL STATIONS AND SWITCHES

Division 2 Contender™ Series Factory Sealed Control Stations

NEC/CEC:
 Class I, Division 2, Groups B, C, D
 Zone 2
 Class II, Division 1 and 2, Groups E, F, G
 Class III

Selector Switch







	Description	Diagram	Catalog Number
 2 Position, 2 Circuit	2 Position, 2 Circuit, Maintain Contact Left Position, Maintain Contact Right Position On/Off nameplate		UCSS12
	2 Position, 4 Circuit, Maintain Contact Left Position, Maintain Contact Right Position On/Off nameplate		UCSS22
 2 Position, 4 Circuit	3 Position, 2 Circuit, Maintain Contact Left Position, Maintain Contact Right Position Hand-Off-Auto nameplate		UCSS13
	3 Position, 2 Circuit, Momentary Contact Right Position, Spring Return to Center, Maintain Contact Left Position		UCSS13SRC
 3 Position, 2 Circuit	3 Position, 2 Circuit, Momentary Contact Left Position, Spring Return to Center, Maintain Contact Right Position		UCSS13SLC
	3 Position, 4 Circuit Maintain Contact Left Position Maintain Contact Right Position		UCSS23
 3 Position, 2 Circuit	3 Position, 4 Circuit, Alternate Contacts Maintain Contact Left Position Maintain Contact Right Position		UCSSA23
	3 Position, 4 Circuit Momentary Contact Right Position Spring Return to Center Maintain Contact Left Position		UCSS23SRC
 3 Position, 4 Circuit	3 Position, 4 Circuit, Alternate Contacts, Momentary Contact Right Position, Spring Return to Center, Maintain Contact Left Position		UCSSA23SRC
	3 Position, 4 Circuit, Momentary Contact Left Position, Spring Return to Center, Maintain Contact Right Position		UCSS23SLC
	3 Position, 4 Circuit, Alternate Contacts, Momentary Contact Left Position; Spring Return to Center, Maintain Contact Right Position		UCSSA23SLC
	3 Position, 4 Circuit, Alternate Contacts, Momentary Contact Left Position, Spring Return to Center, Momentary Contact Right Position		UCSSA23SRL


Appleton

CONTROLS: NEC/CEC EXPLOSIONPROOF CONTROL STATIONS AND SWITCHES





Division 2 Contender™ Series Factory Sealed Control Stations

NEC/CEC:
 Class I, Division 2, Groups B, C, D
 Zone 2
 Class II, Division 1 and 2, Groups E, F, G
 Class III

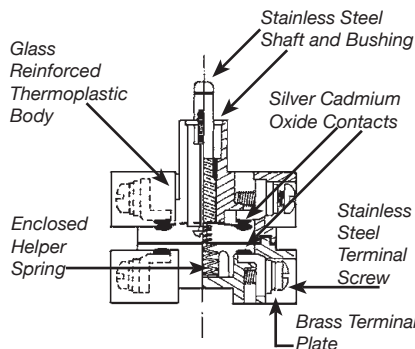
	Description	Catalog Number
Assembled Push Buttons — Supplied with blank nameplates		
	Momentary Black - One Labyrinth Switch	UCPB1BL
	Momentary Black - Two Labyrinth Switches	UCPB2BL
	Momentary Red - One Labyrinth Switch	UCPB1RE
	Momentary Red - Two Labyrinth Switches	UCPB2RE
	Momentary Green - One Labyrinth Switch	UCPB1GR
	Momentary Green - Two Labyrinth Switches	UCPB2GR
	Momentary Yellow - One Labyrinth Switch	UCPB1YL
	Momentary Yellow - Two Labyrinth Switches	UCPB2YL
	Momentary Blue - One Labyrinth Switch	UCPB1BU
	Momentary Blue - Two Labyrinth Switches	UCPB2BU
	Maintained Black - One Labyrinth Switch	UCPBM1BL
	Maintained Black - Two Labyrinth Switches	UCPBM2BL
	Maintained Red - One Labyrinth Switch	UCPBM1RE
	Maintained Red - Two Labyrinth Switches	UCPBM2RE
	Maintained Green - One Labyrinth Switch	UCPBM1GR
	Maintained Green - Two Labyrinth Switches	UCPBM2GR
Pilot Lights — Supplied with blank nameplates		
	Red LED Pilot Light (120/240 Vac)	UCPLR
	Green LED Pilot Light (120/240 Vac)	UCPLG
	Amber LED Pilot Light (120/240 Vac)	UCPLA
	Blue LED Pilot light (120/240 Vac)	UCPLB
	Red LED Pilot Light (12/24 Vdc)	UCPLRDC
	Green LED Pilot Light (12/24 Vdc)	UCPLGDC
	Amber LED Pilot Light (12/24 Vdc)	UCPLADC
Blue LED Pilot Light (12/24 Vdc)	UCPLBDC	
Sub Components For Push Buttons		
	Green Momentary Mushroom Head	UCMHGR
	Red Momentary Mushroom Head	UCMHRE
	Black Momentary Mushroom Head	UCMHBL
	Green Maintained Mushroom Head	UCMHMGR
	Red Maintained Mushroom Head	UCMHMRE
	Black Maintained Mushroom Head	UCMHMBL
	Green Cap for Momentary Push Button	UCPBCAPGR
	Red Cap for Momentary Push Button	UCPBCAPRE
	Black Cap for Momentary Push Button	UCPBCAPBL
	Yellow Cap for Momentary Push Button	UCPBCAPYL
	Blue Cap for Momentary Push Button	UCPBCAPBU

Division 2 Contender™ Series Factory Sealed Control Stations

NEC/CEC:
 Class I, Division 2, Groups B, C, D
 Zone 2
 Class II, Division 1 and 2, Groups E, F, G
 Class III

Description		Catalog Number
Actuators Without Contact Blocks for Selector Switches — Supplied with blank nameplates		
	2 Position Selector Switch	UCSS2
	3 Position Selector Switch	UCSS3
	3 Position Selector Switch - Spring Return From Right	UCSS3SRC
	3 Position Selector Switch - Spring Return From Left	UCSS3SLC
	3 Position Selector Switch - Alternate Contacts	UCSSA3
	3 Position Selector Switch - Alternate Contacts Spring - Return From Right	UCSSA3SRC
	3 Position Selector Switch - Alternate Contacts Spring - Return From Left	UCSSA3SLC
3 Position Selector Switch - Alternate Contacts Spring - Return From Right and Left	UCSSA3SRL	
Actuators Without Contact Blocks For Push Buttons — Supplied with blank nameplates		
	Momentary Actuator Push Button - Black	UCPBBL
	Momentary Actuator Push Button - Red	UCPBRE
	Momentary Actuator Push Button - Green	UCPBGR
	Momentary Actuator Push Button - Blue	UCPBBU
	Momentary Actuator Push Button - Yellow	UCPBYL
	Maintained Mushroom Head for Push Button - Black	UCPMBL
	Maintained Mushroom Head for Push Button - Red	UCPBMRE
	Maintained Mushroom Head for Push Button - Green	UCPBMGR
	Momentary Mushroom Head for Push Button - Black	UCPBMYBL
	Momentary Mushroom Head for Push Button - Red	UCPBMYRE
	Momentary Mushroom Head for Push Button - Green	UCPBMYGR
Contact Block		
	Labyrinth Switch	LAB1
	The standard labyrinth switch is available with universal contacts (1 NO/1 NC). The switch is a UL recognized component and is rated for A600 heavy pilot duty (AC) and P150 (DC) as defined by UL 508. Hazardous location ratings include Class I, Division 2, Groups B, C, D.	







Rating Designation



	A600	P150
	10 Amp Continuous @ 600 Vac	5 Amp Continuous @ 125 Vdc
	7200VA (Make) 720VA (Break)	138VA @ 300 Vdc 1.1 Amp @ 125 Vdc
	Make Amp	Break Amp
120 Vac	60	6
240 Vac	30	3
480 Vac	15	1.5
600 Vac	12	2

Division 2 Contender™ Series Factory Sealed Control Stations

NEC/CEC:
 Class I, Division 2, Groups B, C, D
 Zone 2
 Class II, Division 1 and 2, Groups E, F, G
 Class III

	Description	Catalog Number
Accessories		
	Close-Up Plug	UCPLUG
	Momentary Push Button Locking Guard (included as standard with push button)	UCLG1 ①
	Maintained Mushroom Head Push Button Locking Guard (Locks Button in Down Position)	UCMPBLG ①
Covers		
	Single Device	ED2SK1
	Two Device	ED2SK2
	Blank Cover	ED2SKB ①

① Requires a padlock with 6 mm (0.25") hasp.


 CONTROLS: NEC/CEC EXPLOSIONPROOF CONTROL STATIONS AND SWITCHES

Division 2 Contender™ Series Factory Sealed Control Stations

NEC/CEC:

Class I, Division 2, Groups B, C, D

Zone 2

Class II, Division 1 and 2, Groups E, F, G

Class III

Legend Plates

Gray With Black Letters	Green With White Letters	Red With White Letters
For Push button and Selector Switches	For Push button and Selector Switches	For Push button and Selector Switches
UCLP - ____ (Add Desired Marking) ①	UCLPG - ____ (Add Desired Marking) ①	UCPLR - ____ (Add Desired Marking) ①
For Pilot Lights	For Pilot Lights	For Pilot Lights
UCPLP - ____ (Add Desired Marking) ①	UCPLPG - ____ (Add Desired Marking) ①	UCPLPR - ____ (Add Desired Marking) ①

Standard Legend Plates

Description	Catalog Number	Description	Catalog Number
Two Position Selector Switch			
Forward—Reverse	UCLP-FR	Run—Jog	UCLP-RG
Hand—Auto	UCLP-HA	Off—Remote	UCLP-OR
On—Off	UCLP-OO	Auto—Hand	UCLP-AH
Start—Stop	UCLP-SS	Auto—Off	UCLP-AO
Local—Remote	UCLP-LR	Blank	UCLP-B
Up—Down	UCLP-UD		
Three Position Selector Switch			
Reverse—Off—Forward	UCLP-ROF	Hand—Off—Remote	UCLP-HOR
Forward—Off—Reverse	UCLP-FOR	Local—Off—Remote	UCLP-LOR
Hand—Off—Auto	UCLP-HOA	Remote—Off—Local	UCLP-ROL
Auto—Off—Hand	UCLP-AOH	Auto—Off—Manual	UCLP-AOM
Jog—Off—Run	UCLP-JOR	Open—Off—Close	UCLP-OOC
Run—Off—Jog	UCLP-ROJ	Test—Off—On	UCLP-TOO
Off—Run—Start	UCLP-ORS	1—Off—2	UCLP-1O2
Stop—Run—Start	UCLP-SRS	Blank	UCLP-B
Push Buttons (Standard, Momentary and Maintained Mushroom Heads)			
Blank	UCLP-B	Fast	UCLP-FAST
Off	UCLP-OFF	Slow	UCLP-SLOW
On	UCLP-ON	Raise	UCLP-RAISE
Forward	UCLP-FWD	Lower	UCLP-LOWER
Reverse	UCLP-REV	Open	UCLP-OPEN
Jog	UCLP-JOG	Close	UCLP-CLOSE
Run	UCLP-RUN	Low	UCLP-LOW
Start	UCLP-ST	High	UCLP-HIGH
Stop	UCLP-SP	Test	UCLP-TEST
Up	UCLP-UP	Reset	UCLP-RESET
Down	UCLP-DOWN		
Pilot Lights			
Blank	UCPLP-B	On	UCPLP-ON
Run	UCPLP-RUN	Off	UCPLP-OFF




① Standard legend plate markings listed above.

Division 2 Contender™ Series Factory Sealed Control Stations

Bodies Furnished with Internal Ground Screw.

NEC:

Class I, Division 1, Groups C, D
 Class I, Division 2, Group B, C, D
 Class II, Division 1 and 2, Groups E, F, G
 Class III

	Type	Hub Size (Inches)	Catalog Number	
			Malleable Iron	Aluminum
1-Gang				
	Dead-End	1/2	EDS171	EDS171-SA
		3/4	EDS271	EDS271-SA
		1	EDS371	EDS371-SA
	Feed-Thru	1/2	EDSC171	EDSC171-SA
		3/4	EDSC271	EDSC271-SA
		1	EDSC371	EDSC371-SA
2-Gang				
	Dead-End	1/2	EDS172	EDS172-SA
		3/4	EDS272	EDS272-SA
		1	EDS372	EDS372-SA
	Feed-Thru	1/2	EDSC172	EDSC172-SA
		3/4	EDSC272	EDSC272-SA
		1	EDSC372	EDSC372-SA
Tandem ①				
	Dead-End	1/2	EDS177	EDS177-SA
		3/4	EDS277	EDS277-SA
		1	EDS377	EDS377-SA
	Feed-Thru	1/2	EDSC177	EDSC177-SA
		3/4	EDSC277	EDSC277-SA
		1	EDSC377	EDSC377-SA

Appleton

CONTROLS: NEC/CEC EXPLOSIONPROOF CONTROL STATIONS AND SWITCHES

① For tandem bodies, external seals must be installed within 1.5 meters (5 feet) of each conduit entrance for Class I, Groups C and D.

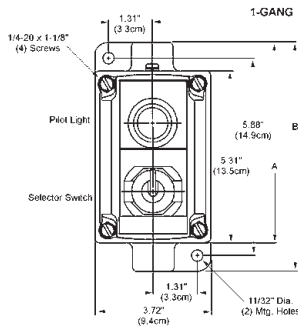
▼ Product with iron backbox is NEMA 4 rated. With aluminum backbox (add suffix -A), product is NEMA 4X rated.

▲ When a pilot light is selected, assembly is rated IP56.

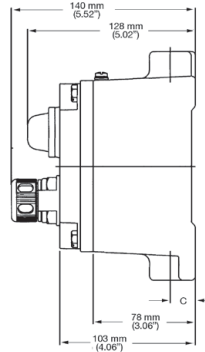
Division 2 Contender™ Series Factory Sealed Control Stations

NEC/CEC:
 Class I, Division 2, Groups B, C, D
 Zone 2
 Class II, Division 1 and 2, Groups E, F, G
 Class III

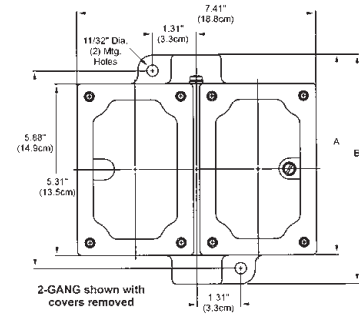
Dimensions in Millimeters (Inches)



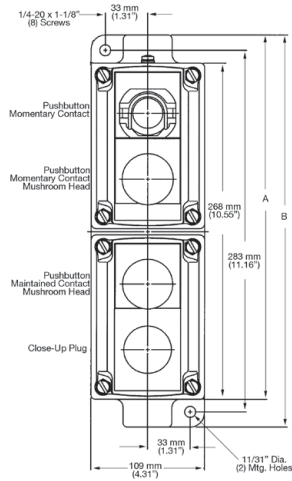
1-Gang Front View



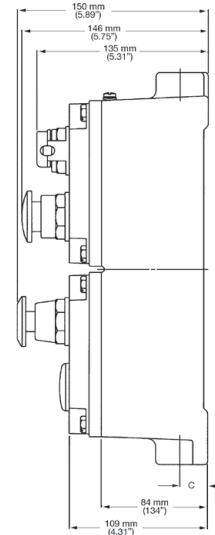
1- and 2-Gang Side View



2-Gang Front View



Tandem Front View



Tandem Side View

Unilet Type	Hub Size (Inches)	Dimensions in Millimeters (Inches)		
		A	B	C
1-Gang	1/2	153.9 (6.06)	173.0 (6.81)	19.1 (0.75)
	3/4	153.9 (6.06)	173.0 (6.81)	22.4 (0.88)
	1	156.7 (6.17)	179.6 (7.03)	25.4 (1.00)
2-Gang	1/2 and 3/4	153.9 (6.06)	173.0 (6.81)	22.4 (0.88)
	1	156.7 (6.17)	179.6 (7.03)	25.4 (1.00)
Tandem	1/2 and 3/4	287.3 (11.31)	309.1 (12.09)	22.4 (0.88)
	1	290.6 (11.44)	312.7 (12.31)	25.4 (1.00)



CONTROLS: NEC/CEC EXPLOSIONPROOF CONTROL STATIONS AND SWITCHES