

# Transition Couplings

For Rigid Metal Conduit and IMC to EMT or Flexible Metal Conduit

## Type ETR

### Features:

- Threaded RMC and IMC to compression EMT
- Concretetight
- NPT female hub

### Material/Finish:

Malleable Iron/Zinc Plated

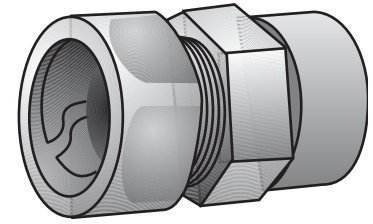
### Third Party Certification:

 UL Listed: E-11853

### Applicable Third Party Standards:

UL Standard: 514B  
Fed. Spec: W-F-408E

Trade Size (inches)	Catalog Number	Dimensions in Inches	
		Length	Max Dia.
½	ETR-50	1½	1½
¾	ETR-75	1¾	1¾
1	ETR-100	1½	1¾
1¼	ETR-125	1½	2½
1½	ETR-150	1½	2½
2	ETR-200	2¾	3



Type ETR

## Type ESR


### Features:

- Concretetight
- Set screw
- Threadless RMC and IMC to EMT

### Material/Finish:

Malleable Iron/Zinc Plated

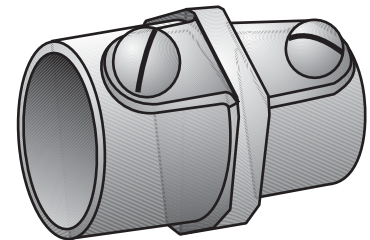
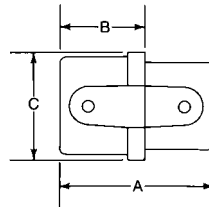
### Third Party Certification:

 UL Listed: E-11853

### Applicable Third Party Standards:

UL Standard: 514B  
Fed. Spec: W-F-408E

Trade Size (inches)	Catalog Number	Dimensions in Inches		
		A	B	C
½	ESR-50	1¼	1¼	1¼
¾	ESR-75	2¼	1½	1½
1	ESR-100	2½	1¾	1¾



Type ESR

## Type CB


### Features:

- Threaded RMC and IMC to Flexible Metal Conduit
- NPT female hub

### Material/Finish:

Malleable Iron, Zinc Plated

### Third Party Certification:

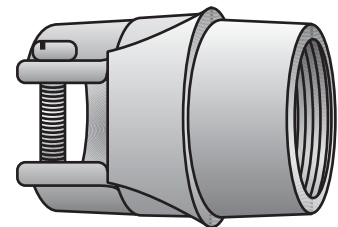
 UL Listed: E-11853

 CSA Certified: 009795

### Applicable Third Party Standards:

UL Standard: 514B  
CSA Standard: C22.2 No. 18  
Fed. Spec: W-F-408E

Trade Size (inches)	Catalog Number	Dimensions in Inches			Flex. Range
		Length	Max Dia.		
½	CB-50	1½	1¼	25/32 - 15/16	
¾	CB-75	1¾	1½	29/32 - 15/64	
1	CB-100	1¾	1½	15/32 - 17/16	



Type CB