

# AGUB and NGUB Instrument and Meter Enclosures

## Explosionproof, Dust-Ignitionproof

Furnished with aluminum body and solid or window cover.

### NEC/CEC:

*Class I, Division 1 and 2, Groups B, C, D*

*Class II, Division 1 and 2, Groups E, F, G*

*Class III*

*NEMA 4, 4X, 7BCD, 9EFG*

### Application

- To pull or splice wires and/or to mount and enclose electrical devices in hazardous locations.

### Features

- Precision threaded flame path between box and cover.
- O-ring gasket provided to seal out moisture, dust, oil, dirt etc. for interior and exterior locations.
- Cast mounting feet provided on all enclosures.
- Large cover opening for easy access.
- Available with solid or window covers.

### Standard Materials

- Bodies: copperfree (4/10 of 1% max.) aluminum
- AGUB and NGUB covers: copperfree (4/10 of 1% max.) aluminum
- AGUBSW and NGUBSW covers: copperfree (4/10 of 1% max.) aluminum and glass
- O-ring: neoprene

### Standard Finishes

- Corrosion resistant gray powder coat epoxy standard

### NEC/CEC Certifications and Compliances

- UL Standard: UL 886 (UL 1203)
- UL Listed: E85310
- CSA Standard: C22.2 No. 25, C22.2 No. 30
- CSA Certified: 020945
- cUL Listed: E84577



# AGUB and NGUB Instrument and Meter Enclosures

## Explosionproof, Dust-Ignitionproof. Drilling and Tapping

Furnished with aluminum body and solid or window cover.

### NEC/CEC:

Class I, Division 1 and 2, Groups B, C, D  
 Class II, Division 1 and 2, Groups E, F, G  
 Class III  
 NEMA 4, 4X, 7BCD, 9EFG

Determine catalog number as follows: (1) select enclosure catalog number; (2) select "Conduit Opening Arrangement Diagram" number; and (3) select symbols that represent conduit opening sizes from "Symbol Table."

Where no opening is required, the symbol 0 must be inserted. Add suffix for other Optional Features. The various divisions of the complete catalog number should be separated by dashes.

### Example

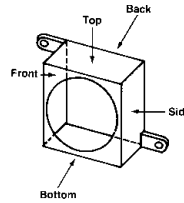
The junction box selected is AGUB443A and the "Conduit Opening Arrangement" is diagram #1. Opening "a" is to be 3/4"; "b", no opening required; "c", 2"; and "d", 1-1/4".

In this example, the complete catalog number is

### AGUB443A-1-BOFD

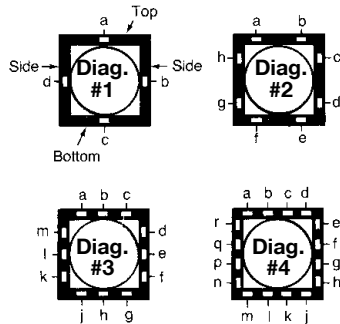
Standard Conduit Opening Arrangement Diagrams  
 Opening "a" is always TOP of box

If a "Standard Conduit Opening Arrangement" is not suitable for the application, or when openings are to be more accurately spaced, submit sketch, locating openings (1) from centerlines of box and (2) from outside back of box (or from mounting lug surface if lugs are supplied).



### Standard Conduit Opening Arrangement Diagrams

Opening "a" is always TOP of box. All conduit openings will be located in centerline of walls and evenly spaced unless otherwise specified.



### Symbol Table

Drilling and Tapping (Five Threads Minimum)

Conduit Size Inches	Symbol	Conduit Size Inches	Symbol
0	Blank	-	-
1/2	A	2	F
3/4	B	2-1/2	G
1	C	3	H
1-1/4	D	3-1/2	J
1-1/2	E	4	K

### Minimum Recommended Spacing Between Conduit Openings

Allowance made for clearance over bushings. When unions or seals are used, additional space must be allowed.

Table shows minimum distances between conduit-opening centerlines in various size combinations. For example, if 1-1/2" and 3/4" openings are to be drilled and tapped into one side of box, the minimum spacing between centerlines would be 2.13".

Conduit Size Inches	Minimum Space Between Conduit Opening Centerlines in Millimeters (Inches)									
	1/2	3/4	1	1-1/4	1-1/2	2	2-1/2	3	3-1/2	4
1/2	31.8 (1.25)									
3/4	35.1 (1.38)	38.1 (1.50)								
1	39.6 (1.56)	42.9 (1.69)	47.8 (1.88)							
1-1/4	47.8 (1.88)	50.8 (2.00)	55.6 (2.19)	62.0 (2.44)						
1-1/2	50.8 (2.00)	54.1 (2.13)	58.7 (2.31)	66.8 (2.63)	69.9 (2.75)					
2	60.5 (2.38)	63.5 (2.50)	68.3 (2.69)	74.7 (2.94)	79.5 (3.13)	87.4 (3.44)				
2-1/2	63.5 (2.50)	66.8 (2.63)	71.4 (2.81)	79.5 (3.13)	82.6 (3.25)	92.2 (3.63)	95.3 (3.75)			
3	73.2 (2.88)	76.2 (3.00)	81.0 (3.19)	87.4 (3.44)	92.2 (3.63)	100.1 (3.94)	104.9 (4.13)	112.8 (4.44)		
3-1/2	79.5 (3.13)	82.6 (3.25)	87.4 (3.44)	95.3 (3.75)	98.6 (3.88)	108.0 (4.25)	111.3 (4.38)	120.7 (4.75)	127.0 (5.00)	
4	87.4 (3.44)	90.4 (3.56)	95.3 (3.75)	103.1 (4.06)	106.4 (4.19)	115.8 (4.56)	119.1 (4.69)	128.5 (5.06)	134.9 (5.31)	143.0 (5.63)

# AGUB and NGUB Instrument and Meter Enclosures

## Explosionproof, Dust-Ignitionproof

Furnished with aluminum body and solid or window cover.

### NEC/CEC:


Class I, Division 1 and 2, Groups B, C, D

Class II, Division 1 and 2, Groups E, F, G


Class III

NEMA 4, 4X, 7BCD, 9EFG

### Box with Cover

	Inside Dimensions in Millimeters (Inches)			Maximum Conduit Size (In. – NPT)	Seal Distance in Millimeters (Inches)		Cover Opening in Millimeters (Inches)	Catalog Number	
	Width	Height	Depth		Group B <sup>◇</sup>	Group C <sup>◇</sup>		Appleton	O–Z/Gedney
	108.0 (4.25)	108.0 (4.25)	82.6 (3.25)	3/4	457.2 (18.00)	None	101.6 (4.00)	AGUB443A	NGUB443A
	136.5 (5.38)	136.5 (5.38)	127 (5.00)	3/4	76.2 (3.00)	None	114.3 (4.50)	AGUB555A	NGUB555A
	155.6 (6.13)	155.6 (6.13)	108.0 (4.25)	2	457.2 (18.00)	457.2 (18.00)	150.8 (5.94)	AGUB664A	NGUB664A
	235.0 (9.25)	190.5 (7.50)	152.4 (6.00)	2	457.2 (18.00)	457.2 (18.00)	177.8 (7.00)	AGUB976A	NGUB976A
	231.8 (9.13)	206.4 (8.13)	111.1 (4.38)	2	457.2 (18.00)	457.2 (18.00)	201.6 (7.94)	AGUB984A	NGUB984A
	254.0 (10.00)	228.6 (9.00)	100.0 (3.94)	2	457.2 (18.00)	457.2 (18.00)	225.4 (8.88)	AGUB1093A	NGUB1093A
	269.9 (10.63)	269.9 (10.63)	133.4 (5.25)	3	457.2 (18.00)	457.2 (18.00)	250.8 (9.88)	AGUB10105A	NGUB10105A
	257.2 (10.13)	257.2 (10.13)	152.4 (6.00)	3	76.2 (3.00)	76.2 (3.00)	235.0 (9.25)	AGUB10106A	NGUB10106A
	257.2 (10.13)	257.2 (10.13)	203.2 (8.00)	4	76.2 (3.00)	76.2 (3.00)	235.0 (9.25)	AGUB10108A	NGUB10108A
	308.0 (12.13)	308.0 (12.13)	203.2 (8.00)	4	76.2 (3.00)	76.2 (3.00)	285.8 (11.25)	AGUB12128A	NGUB12128A
	308.0 (12.13)	308.0 (12.13)	304.8 (12.00)	4	76.2 (3.00)	76.2 (3.00)	285.8 (11.25)	AGUB121212A	NGUB121212A

### Box with Window Cover

	Inside Dimensions in Millimeters (Inches)			Maximum Conduit Size (In. – NPT)	Seal Distance in Millimeters (Inches)		Cover Opening in Millimeters (Inches)	Catalog Number	
	Width	Height	Depth		Group B <sup>◇</sup>	Group C <sup>◇</sup>		Appleton	O–Z/Gedney
	108.0 (4.25)	108.0 (4.25)	82.6 (3.25)	3/4	457.2 (18.00)	None	101.6 (4.00)	AGUBSW443A	NGUBSW443A
	136.5 (5.38)	136.5 (5.38)	127 (5.00)	3/4	76.2 (3.00)	None	114.3 (4.50)	AGUBSW555A	NGUBSW555A
	155.6 (6.13)	155.6 (6.13)	108.0 (4.25)	2	457.2 (18.00)	457.2 (18.00)	150.8 (5.94)	AGUBSW664A	NGUBSW664A
	235.0 (9.25)	190.5 (7.50)	152.4 (6.00)	2	457.2 (18.00)	457.2 (18.00)	177.8 (7.00)	AGUBSW976A	NGUBSW976A
	231.8 (9.13)	206.4 (8.13)	111.1 (4.38)	2	457.2 (18.00)	457.2 (18.00)	201.6 (7.94)	AGUBSW984A	NGUBSW984A
	254.0 (10.00)	228.6 (9.00)	100.0 (3.94)	2	457.2 (18.00)	457.2 (18.00)	225.4 (8.88)	AGUBSW1093A	NGUBSW1093A
	269.9 (10.63)	269.9 (10.63)	133.4 (5.25)	3	457.2 (18.00)	457.2 (18.00)	250.8 (9.88)	AGUBSW10105A	NGUBSW10105A
	257.2 (10.13)	257.2 (10.13)	152.4 (6.00)	3	76.2 (3.00)	76.2 (3.00)	235.0 (9.25)	AGUBSW10106A	NGUBSW10106A
	257.2 (10.13)	257.2 (10.13)	203.2 (8.00)	4	76.2 (3.00)	76.2 (3.00)	235.0 (9.25)	AGUBSW10108A	NGUBSW10108A
	308.0 (12.13)	308.0 (12.13)	203.2 (8.00)	4	76.2 (3.00)	76.2 (3.00)	285.8 (11.25)	AGUBSW12128A	NGUBSW12128A
	308.0 (12.13)	308.0 (12.13)	304.8 (12.00)	4	76.2 (3.00)	76.2 (3.00)	285.8 (11.25)	AGUBSW121212A	NGUBSW121212A

<sup>◇</sup> For Groups B and C, all conduits must be sealed within specified distance of enclosure.

# AGUB and NGUB Instrument and Meter Enclosures

## Explosionproof, Dust-Ignitionproof

Furnished with aluminum body and solid or window cover.

NEC/CEC:  
 Class I, Division 1 and 2, Groups B, C, D  
 Class II, Division 1 and 2, Groups E, F, G  
 Class III  
 NEMA 4, 4X, 7BCD, 9EFG

ENCLOSURES AND JUNCTION BOXES: NEC/CEC EXPLOSIONPROOF ENCLOSURES

### Maximum Number of Drilled and Tapped Conduit Entries

Side	Trade Size of Conduit										Catalog Number
	1/2"	3/4"	1"	1-1/4"	1-1/2"	2"	2-1/2"	3"	3-1/2"	4"	
Long	2	2	-	-	-	-	-	-	-	-	443A
Short	2	2	-	-	-	-	-	-	-	-	
Long	3	2	-	-	-	-	-	-	-	-	555A
Short	3	2	-	-	-	-	-	-	-	-	
Long	3	3	2	2	2	1	-	-	-	-	664A
Short	3	3	2	2	2	1	-	-	-	-	
Long	5	4	4	3	3	2	-	-	-	-	976A
Short	4	3	3	2	2	2	-	-	-	-	
Long	5	5	4	3	3	2	-	-	-	-	984A
Short	5	5	4	3	3	2	-	-	-	-	
Long	6	5	4	3	3	2	-	-	-	-	1093A
Short	5	4	4	3	3	2	-	-	-	-	
Long	6	5	5	4	3	3	2	2	-	-	10105A
Short	6	5	5	4	3	3	2	2	-	-	
Long	6	5	4	3	3	2	2	2	-	-	10106A
Short	6	5	4	3	3	2	2	2	-	-	
Long	6	5	4	3	3	2	2	2	1	1	10108A
Short	6	5	4	3	3	2	2	2	1	1	
Long	7	6	5	4	4	3	2	2	2	1	12128A
Short	7	6	5	4	4	3	2	2	2	1	
Long	7	6	5	4	4	3	2	2	2	1	121212A
Short	7	6	5	4	4	3	2	2	2	1	

### Ordering Information for Drilled and Tapped Enclosures

For custom arrangement, see Modifications and Accessories and use the Custom Drill and Tap Schedule.

### Grounding Kits

Catalog Number		Wire Capacity
Appleton	O-Z/Gedney	Al-Cu/Tinned Copper
AGK-04	NGK-04	#14-4 AWG
AGK-10	NGK-10	#8-1/0 AWG
AGK-25	NGK-25	#6 AWG-250MCM

### Replacement Window Covers

Appleton		O-Z/Gedney	
Catalog Number	Use With Box Catalog Number	Catalog Number	Use With Box Catalog Number
ASW-443A	AGUBSW-443A	NSW-443A	NGUBSW-443A
ASW-555A	AGUBSW-555A	NSW-555A	NGUBSW-555A
ASW-664A	AGUBSW-664A	NSW-664A	NGUBSW-664A
ASW-976A	AGUBSW-976A	NSW-976A	NGUBSW-976A
ASW-984A	AGUBSW-984A	NSW-984A	NGUBSW-984A
ASW-1093A	AGUBSW-1093A	NSW-1093A	NGUBSW-1093A
ASW-10105A	AGUBSW-10105A	NSW-10105A	NGUBSW-10105A
ASW-10106A	AGUBSW-10106/8A	NSW-10106A	NGUBSW-10106/8A
ASW-12128	AGUBSW-12128/12A	NSW-12128	NGUBSW-12128/12A

# AGUB and NGUB Instrument and Meter Enclosures

## Explosionproof, Dust-Ignitionproof

### NEC/CEC:

Class I, Division 1 and 2, Groups B, C, D  
 Class II, Division 1 and 2, Groups E, F, G  
 Class III  
 NEMA 4, 4X, 7BCD, 9EFG

ENCLOSURES AND JUNCTION BOXES: NEC/CEC EXPLOSIONPROOF ENCLOSURES

Appleton® OZGEDNEY

### Mounting Plates — Standard

Appleton			O-Z/Gedney		
Catalog Number		Use With	Catalog Number		Use With
Aluminum	Galvanized Steel	Box Catalog Number	Aluminum	Galvanized Steel	Box Catalog Number
AMPA-443	AMPG-443	AGUB-443A	NMPA-443	NMPG-443	NGUB-443A
AMPA-555	AMPG-555	AGUB-555A	NMPA-555	NMPG-555	NGUB-555A
AMPA-664	AMPG-664	AGUB-664A	NMPA-664	NMPG-664	NGUB-664A
AMPA-976	AMPG-976	AGUB-976A	NMPA-976	NMPG-976	NGUB-976A
AMPA-984	AMPG-984	AGUB-984A	NMPA-984	NMPG-984	NGUB-984A
AMPA-1093	AMPG-1093	AGUB-1093A	NMPA-1093	NMPG-1093	NGUB-1093A
AMPA-10105	AMPG-10105	AGUB-10105A	NMPA-10105	NMPG-10105	NGUB-10105A
AMPA-10106	AMPG-10106	AGUB-10106A	NMPA-10106	NMPG-10106	NGUB-10106A
AMPA-10108	AMPG-10108	AGUB-10108A	NMPA-10108	NMPG-10108	NGUB-10108A
AMPA-12128	AMPG-12128	AGUB-12128A	NMPA-12128	NMPG-12128	NGUB-12128A
AMPA-121212	AMPG-121212	AGUB-121212A	NMPA-121212	NMPG-121212	NGUB-121212A

### Mounting Plates — 90°

Appleton			O-Z/Gedney		
Catalog Number		Use With	Catalog Number		Use With
Aluminum	Galvanized Steel	Box Catalog Number	Aluminum	Galvanized Steel	Box Catalog Number
AMD-4-664A	AMD-4-664G	AGUB-664A	NMD-4-664A	NMD-4-664G	NGUB-664A
AMD-10-664A	AMD-10-664G	AGUB-664A	NMD-10-664A	NMD-10-664G	NGUB-664A
AMD-6-984A	AMD-6-984G	AGUB-984A	NMD-6-984A	NMD-6-984G	NGUB-984A
AMD-8-1093A	AMD-8-1093G	AGUB-1093A	NMD-8-1093A	NMD-8-1093G	NGUB-1093A
AMD-10-10105A	AMD-10-10105G	AGUB-10105A	NMD-10-10105A	NMD-10-10105G	NGUB-10105A

### Replacement Flat Covers

Appleton		O-Z/Gedney	
Catalog Number	Use With Box Catalog Number	Catalog Number	Use With Box Catalog Number
AFC-443A	AGUB-443A	NFC-443A	NGUB-443A
AFC-555A	AGUB-555A	NFC-555A	NGUB-555A
AFC-664A	AGUB-664A	NFC-664A	NGUB-664A
AFC-976A	AGUB-976A	NFC-976A	NGUB-976A
AFC-984A	AGUB-984A	NFC-984A	NGUB-984A
AFC-1093A	AGUB-1093A	NFC-1093A	NGUB-1093A
AFC-10105A	AGUB-10105A	NFC-10105A	NGUB-10105A
AFC-1010A	AGUB-10106/8A	NFC-1010A	NGUB-10106/8A
AFC-1212A	AGUB-12128/12A	NFC-1212A	NGUB-12128/12A

### NEMA 4X Breather/Drain Fittings

Description	Suffix Factory-Installed ①	Catalog Number Field-Installed
Drain Fitting	NGK-04	DRNB4X
Breather Fitting	NGK-10	BRTB4X

① Drilled and tapped installation included.

# AGUB and NGUB Instrument and Meter Enclosures

## Custom Drill and Tap Schedule

NEC/CEC:  
 Class I, Division 1 and 2, Groups B, C, D  
 Class II, Division 1 and 2, Groups E, F, G  
 Class III  
 NEMA 4, 4X, 7BCD, 9EFG

ENCLOSURES AND JUNCTION BOXES: NEC/CEC EXPLOSIONPROOF ENCLOSURES

Appleton OZGEDNEY

POSITION	CHECK ONLY IF SHOP IS TO LOCATE				METAL PLUGS
	CONDUIT SIZE	X DIM.	K DIM.		
1					
2					
3					
4					
5					
6					
7					
8					
9					
10					
11					
12					
13					
14					
15					
16					
17					
18					
19					
20					
21					
22					
23					
24					

\* = B&D LOC.

VIEW LOOKING INTO BOX  
WITH SIDES LAID DOWN

\* = BREATHER/DRAIN LOC. 1/2" NPT REQUIRED. LOCATION MAY BE SPECIFIED ON THE CHART OR IF BOX IS CHECKED, SHOP WILL LOCATE.

DIM. X = DISTANCE FROM CENTERLINE TO CENTER OF CONDUIT OPENING.  
 DIM. K = DISTANCE FROM MTG. SURFACE TO CENTER OF CONDUIT OPENING.

CAUTION: IN PLANNING CONDUIT ARRANGEMENTS, REFER TO "USABLE CONDUIT AREA", SHOWN ON SHOWN ON THE APPROPRIATE PRODUCT OUTLINE DRAWINGS AND TO THE CONDUIT SPACING CHARTS.

### ENCLOSURE FIGURES

FIG. 1

AGUB/GUBSW-443  
 AGUB/GUBSW-555  
 AGUB/GUBSW-664  
 AGUB/GUBSW-984

FIG. 2

AGUB/GUBSW-976  
 AGUB/GUBSW-1093  
 AGUB/GUBSW-10105  
 AGUB/GUBSW-10106/8  
 AGUB/GUBSW-12128/12

CONDUIT D&T SCHEDULE

CAT. NO. \_\_\_\_\_

FORM A-12352

REV \_\_\_\_\_

### CHECK LIST

- ASSIGN DRAWING NO.
  - SELECT CORRECT FIG. NUMBER.
  - IF BREATHER & DRAIN ARE REQ'D ARE THEY CLEARLY MARKED AT DESIRED POSITIONS OR IS BOX CHECKED?
  - ARE INDICATED COND. SIZES WITHIN THE PUBLISHED MAXIMUM ON PAGE K-10?
  - CHECK FOR MINIMUM SPACING BETWEEN COND. TO COND. PER COND. SPACING TABLE ON PAGE K-4.
  - SIGN NAME TO DWG.
- NAME \_\_\_\_\_
- DATE \_\_\_\_\_

# AGUB and NGUB Instrument and Meter Enclosures

## Explosionproof, Dust-Ignitionproof

Furnished with aluminum body and solid or window cover

**NEC/CEC:**

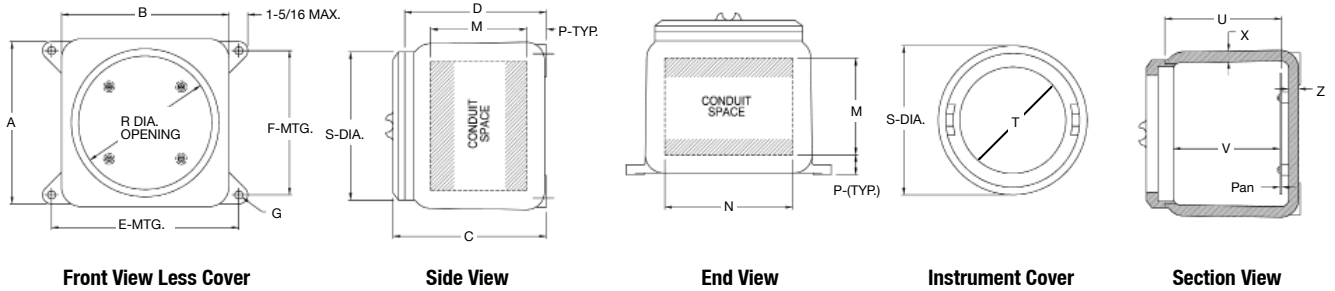
**Class I, Division 1 and 2, Groups B, C, D**

**Class II, Division 1 and 2, Groups E, F, G**

**Class III**

**NEMA 4, 4X, 7BCD, 9EFG**

**AGUB and NGUB Solid Cover Series ① Dimensions in Millimeters (Inches)**



Dimensions in Millimeters (Inches)																	
Outside Dimensions				Mounting Lugs			Conduit Space			Cover Open	Cover Dia.	Window Dia.	Depth		Wall Thickness		Catalog Number
A	B	C	D	E	F	G	M	N	P	R	S	T	U	V	X	Z	
134.9 (5.31)	134.9 (5.31)	131.8 (5.19)	115.9 (4.56)	158.8 (6.25)	98.4 (3.88)	9.5 (0.38)	71.4 (2.81)	95.3 (3.75)	19.1 (0.75)	101.6 (4.00)	117.5 (4.63)	63.5 (2.50)	101.6 (4.00)	76.2 (3.00)	11.1 (0.44)	11.1 (0.44)	443A
158.8 (6.25)	158.8 (6.25)	176.2 (6.94)	158.8 (6.25)	190.5 (7.50)	127.0 (5.00)	9.5 (0.38)	103.2 (4.06)	108.0 (4.25)	23.8 (0.94)	108.0 (4.25)	133.4 (5.25)	81.0 (3.19)	139.7 (5.50)	117.5 (4.63)	11.1 (0.44)	19.1 (0.75)	555A
177.8 (7.00)	177.8 (7.00)	165.1 (6.50)	144.5 (5.69)	206.4 (8.13)	146.1 (5.75)	9.5 (0.38)	95.3 (3.75)	139.7 (5.50)	22.2 (0.88)	150.8 (5.94)	165.1 (6.50)	101.6 (4.00)	127.0 (5.00)	101.6 (4.00)	11.1 (0.44)	11.1 (0.44)	664A
260.4 (10.25)	215.9 (8.50)	214.3 (8.44)	188.9 (7.44)	247.7 (9.75)	228.6 (9.00)	9.5 (0.38)	125.4 (4.94)	165.1 (6.50)	20.6 (0.81)	177.8 (7.00)	196.9 (7.75)	138.1 (5.44)	161.9 (6.38)	139.7 (5.50)	12.7 (0.50)	11.1 (0.44)	976A
254.0 (10.00)	228.6 (9.00)	168.3 (6.63)	149.2 (5.88)	257.2 (10.13)	215.9 (8.50)	9.5 (0.38)	97.1 (3.81)	190.5 (7.50)	23.8 (0.94)	201.6 (7.94)	219.1 (8.63)	142.9 (5.63)	128.6 (5.06)	103.2 (4.06)	11.1 (0.44)	17.5 (0.69)	984A
293.7 (11.56)	268.2 (10.56)	163.5 (6.44)	144.5 (5.69)	304.8 (12.00)	235.0 (9.25)	9.5 (0.38)	87.3 (3.44)	200.1 (7.88)	23.8 (0.94)	227.0 (8.94)	247.7 (9.75)	142.9 (5.63)	117.5 (4.63)	92.1 (3.63)	17.5 (0.69)	17.5 (0.69)	1093A
304.8 (12.00)	304.8 (12.00)	222.3 (8.75)	190.5 (7.50)	346.1 (13.62)	254.0 (10.00)	15.9 (0.63)	122.2 (4.81)	247.7 (9.75)	31.8 (1.25)	250.9 (9.88)	279.4 (11.00)	190.5 (7.50)	165.1 (6.50)	131.8 (5.19)	17.5 (0.69)	17.5 (0.69)	10105A
295.3 (11.62)	295.3 (11.62)	238.1 (9.38)	200.1 (7.88)	330.2 (13.00)	254.0 (10.00)	15.9 (0.63)	119.1 (4.69)	225.4 (8.88)	35.0 (1.38)	235.0 (9.25)	260.4 (10.25)	187.3 (7.38)	166.7 (6.56)	139.7 (5.50)	19.1 (0.75)	17.5 (0.69)	10106A
295.3 (11.62)	295.3 (11.62)	288.9 (11.38)	250.8 (9.88)	330.2 (13.00)	254.0 (10.00)	15.9 (0.63)	169.9 (6.69)	225.4 (8.88)	35.0 (1.38)	235.0 (9.25)	260.4 (10.25)	187.3 (7.38)	217.4 (8.56)	190.5 (7.50)	19.1 (0.75)	17.5 (0.69)	10118A
346.1 (13.62)	346.1 (13.62)	298.5 (11.75)	250.8 (9.88)	381.0 (15.00)	254.0 (10.00)	15.9 (0.63)	169.9 (6.69)	276.2 (10.88)	35.0 (1.38)	285.8 (11.25)	311.2 (12.25)	239.7 (9.44)	217.4 (8.56)	190.5 (7.50)	19.1 (0.75)	17.5 (0.69)	12128A
346.1 (13.62)	346.1 (13.62)	400.1 (15.75)	352.4 (13.88)	381.0 (15.00)	254.0 (10.00)	15.9 (0.63)	271.5 (10.69)	276.2 (10.88)	35.0 (1.38)	285.8 (11.25)	311.2 (12.25)	239.7 (9.44)	319.1 (12.56)	292.1 (11.50)	19.1 (0.75)	17.5 (0.69)	121212A

① AGUB and NGUB Solid Cover Series do not have a window.