

Specification Sheet

Sidemount Plus Fan Box®

Ideal for Remodel Applications

Item Number **0124011**

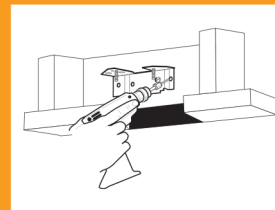
Specifications

- Removable sidemount bracket for easy replacement of existing nail-on boxes without attic access
- Fits all ceiling fans
- For fixture support of 70 lbs. or less
- Acceptable for fan support of 70 lbs. or less
- Heavy duty, all metal, dual mount* electrical box
- 2-1/8" box depth, 21.5 cubic inch wiring capacity
- Three 1/2" Romex or conduit knockouts
- Two sets of Romex knockouts; 1 Romex clamp
- Includes Saf-T-Cap to protect inner workings during drywall installation or painting
- Includes mounting hardware and instructions

Easy to Install through 4" Hole in Sheetrock

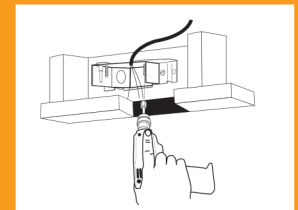
Step 1

Mount bracket to joist through 4" hole in sheetrock.



Step 2

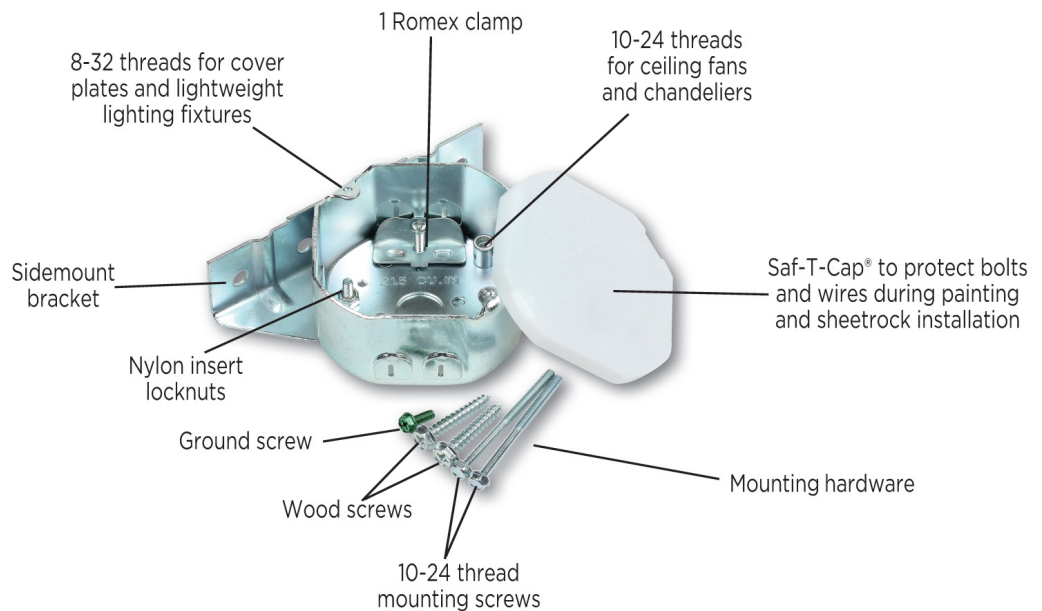
Pull wire into box and remount box to bracket.



Pack Information

- Bulk Packed
- 12 Per Cut Case


85E6



*Meets or Exceeds UL Standards Regarding Exposed Threads Within Box.
Meets or Exceeds NEC® Safety Codes.*

**Dual Mount = Box is threaded for 8-32 (ideal for box covers and lightweight fixtures) and 10-24 screws (ideal for heavier fixtures and ceiling fans).*

Romex® is a registered trademark of Southwire Company.

Call 1-800-999-2226 or visit www.westinghouselighting.com

Westinghouse Lighting Corporation, Philadelphia, PA 19154-1029, U.S.A. Westinghouse Lighting Corporation, a Westinghouse Electric Corporation licensee
® "Westinghouse" and "You can be sure...if it's Westinghouse" are all registered trademarks of Westinghouse Electric Corporation

